



Catalogue of the type specimens in the fish collection of the National Zoological Museum, Institute of Zoology, Chinese Academy of Sciences, Beijing, China

ENQI YE^{1,*}, YINGCHUN XING^{2,*}, CHUNGUANG ZHANG^{1,#} & YAHUI ZHAO^{3,#}

¹ National Zoological Museum, Institute of Zoology, Chinese Academy of Sciences, Beijing, China.

² Natural Resource and Environment Research Center, Chinese Academy of Fishery Sciences, Beijing, China.

³ Key Laboratory of Zoological Systematics and Evolution, Institute of Zoology, Chinese Academy of Sciences, Beijing, China

* authors contributed equally.

Corresponding author: Yahui Zhao, zhaoyh@ioz.ac.cn; Chunguang Zhang, fish@ioz.ac.cn

Abstract

A checklist of type specimens housed in the National Zoological Museum, Institute of Zoology, Chinese Academy of Sciences, Beijing, is presented for research and scientific communication. Included are 80 holotypes, 1 lectotype, 1 neotype, 402 paratypes and 17 syntypes of 99 species belonging to 28 families and 12 orders. With 60 species, Cypriniformes has the largest representation. All of the specimens were collected in China and neighboring countries in the past 90 years.

Key words: Catalogue, Type specimens, Fishes, China

Introduction

China is one of the richest countries in terms of freshwater fish diversity with more than 1600 species (Froese & Pauly, 2014). Accurate identification of fishes is important for ecological and evolutionary studies and for the conservation of the Chinese fish fauna. Almost all of the types of species described by foreign ichthyologists before 1949 are preserved in institutions outside China. For example, there are hundreds of type specimens of 84 nominal species of Chinese cypriniforms in the British Museum of Natural History in London. In contrast, most types of the Chinese species described after 1949 are preserved in collections inside China. Knowing the localities of type specimens is fundamentally important to taxonomic studies, and it is helpful to document the information on the location and status of type specimens.

The National Zoological Museum of the Institute of Zoology, Chinese Academy of Sciences (NZMC), is the largest collection of animals in China with over 6.1 million specimens (<http://english.ioz.cas.cn/au/>). The collection originated from the Fan Memorial Institute of Biology, which was established in 1928. It was the first institutional collection of biological specimens in China (Editorial Committee, A History of the Institute of Zoology, Chinese Academy of Sciences, 2008). The museum holds specimens collected from the 19th Century until the present day. The NZMC Fish Collection contains a significant resource for studies on taxonomy, phylogeny, ecology, biodiversity and conservation of freshwater and marine fishes. Over 400,000 specimens of over 3,000 species are deposited in the NZMC covering Ascidiacea, Cephalochordata, Cyclostomata, Chondrichthyes and Actinopterygii. Most of the specimens were collected in China and neighboring countries.

Due to massive field investigations carried out on both inland and marine water bodies since the 1950s, many type specimens of fish species are preserved in the Museum. Based on our statistics, there is a total of 99 nominal species with 80 holotypes, 1 lectotype, 1 neotype, 402 paratypes and 17 syntypes, belonging to 28 families and 12 orders. Seventy-one percent (60 species) of the types belong to Cypriniformes. Here we catalog the data on these type specimens for taxonomic research and international academic exchange.

Each type specimen typically has been given two numbers, a specimen number and a field number. The specimen number was a sequential number for specimens in the collection and was provided by museum curators.

The field number was assigned by the collectors. The format of documentation started with the order, followed by the family, species, and type indication: specimen number, (field number), collection locality and date.

The list of types was checked against the “Catalog of Fishes” (Eschmeyer, 2014), and publications by Chen *et al.* (1998), Chu *et al.* (1999), Yue *et al.* (2000), Jin (2006), Kottelat (2012; 2013), Wu & Zhong (2008), Zhang *et al.* (2010), Li & Zhang (2011) and Fishbase (Froese & Pauly, 2014). Currently valid names and corrected spellings are given following an equal sign for names that have been synonymized. Leviton *et al.* (1985) used the symbolic code ASIZB for Academia Sinica, Institute of Zoology, Beijing, for the animal collection of the Institute of Zoology, Chinese Academy of Sciences (former name: Academia Sinica). The names of the collection and the institution have changed, and the abbreviation NZMC for National Zoological Museum of China is suggested.

Order Rajiformes
Family Rhinobatidae

***Platyrrhina sinensis* (Bloch & Schneider), 1801 (Fig. 1)**

Neotype. 47094 (S65-105), Shati fishing port, Shangchuan Island, Guangdong Province, P. R. China, Mar. 10, 1965.

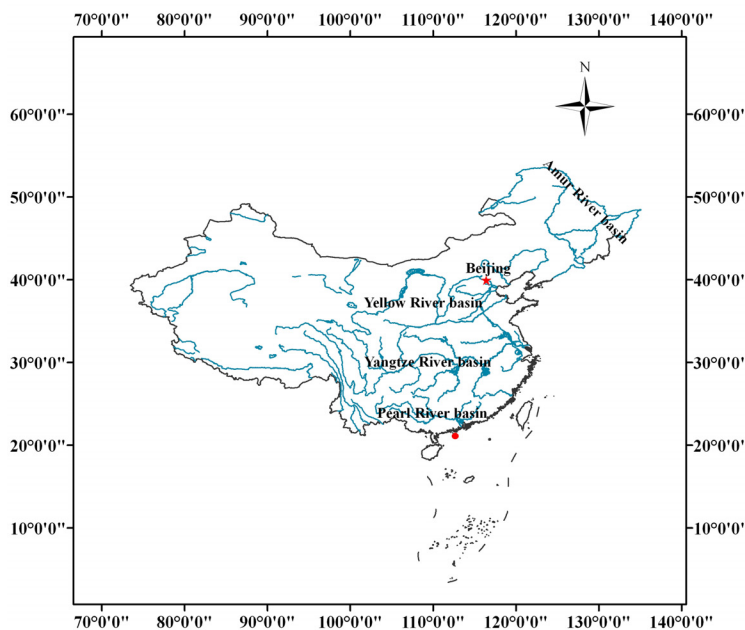


FIGURE 1. Neotype 47094 and type locality of *Platyrrhina sinensis*.

Order Anguilliformes
Family Ophichthidae

***Microdonophis fasciatus* Chu, Wu & Jin, 1981 (Fig. 2)**
= *Ophichthus fasciatus* (Chu, Wu & Jin, 1981)

Holotype. 70407 (A0823), Dongyang Island, Pingtan City, Fujian Province, P. R. China, Oct. 4, 1974.

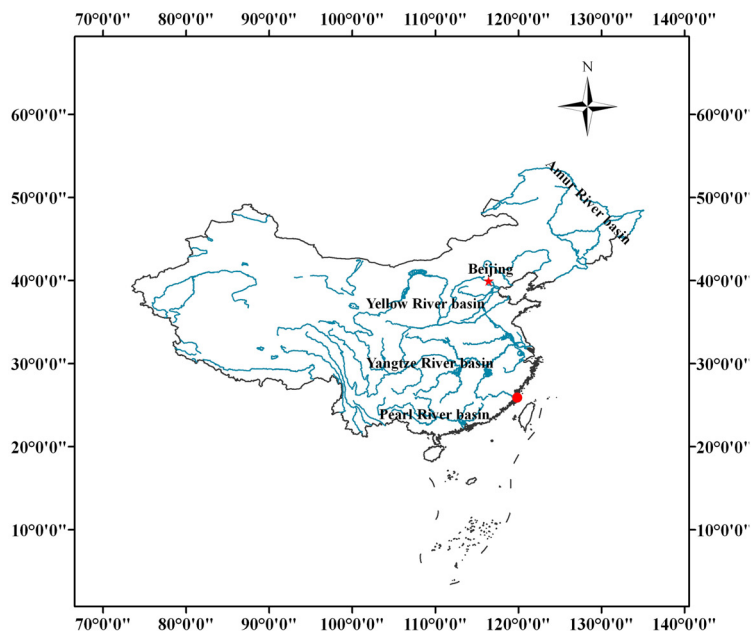


FIGURE 2. Holotype 70407 and type locality of *Microdonophis fasciatus*.

***Neenchelys parvipectoralis* Chu, Wu & Jin, 1981 (Fig. 3)**

Holotype. 73634 (A01383), Dongyang Island, Pingtan City, Fujian Province, P. R. China, Nov. 11, 1974.

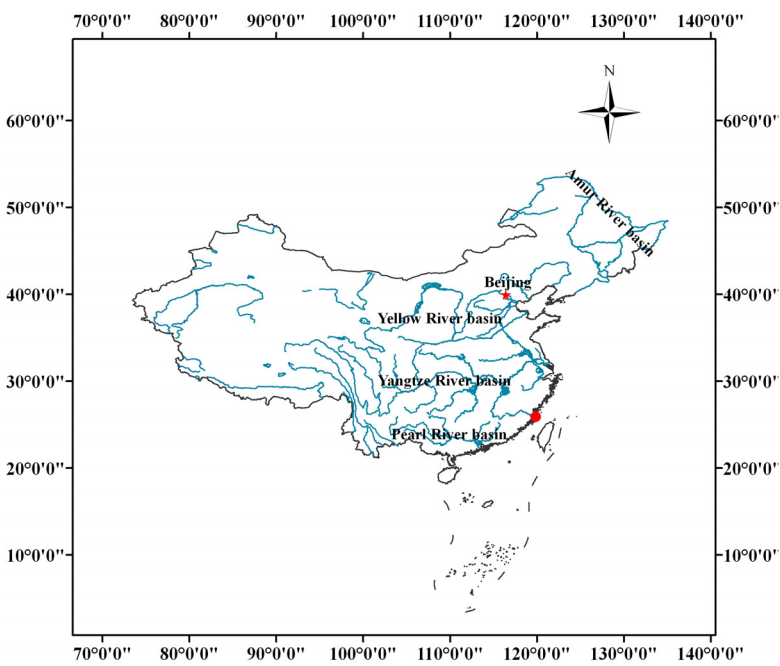


FIGURE 3. Holotype 73634 and type locality of *Neenchelys parvipectoralis*.

***Ophichthus retrodorsalis* Liu, Tang & Zhang, 2010 (Fig. 4)**

Holotype. 50929 (5009), Fuzhou City, Fujian Province, P. R. China, 1950.

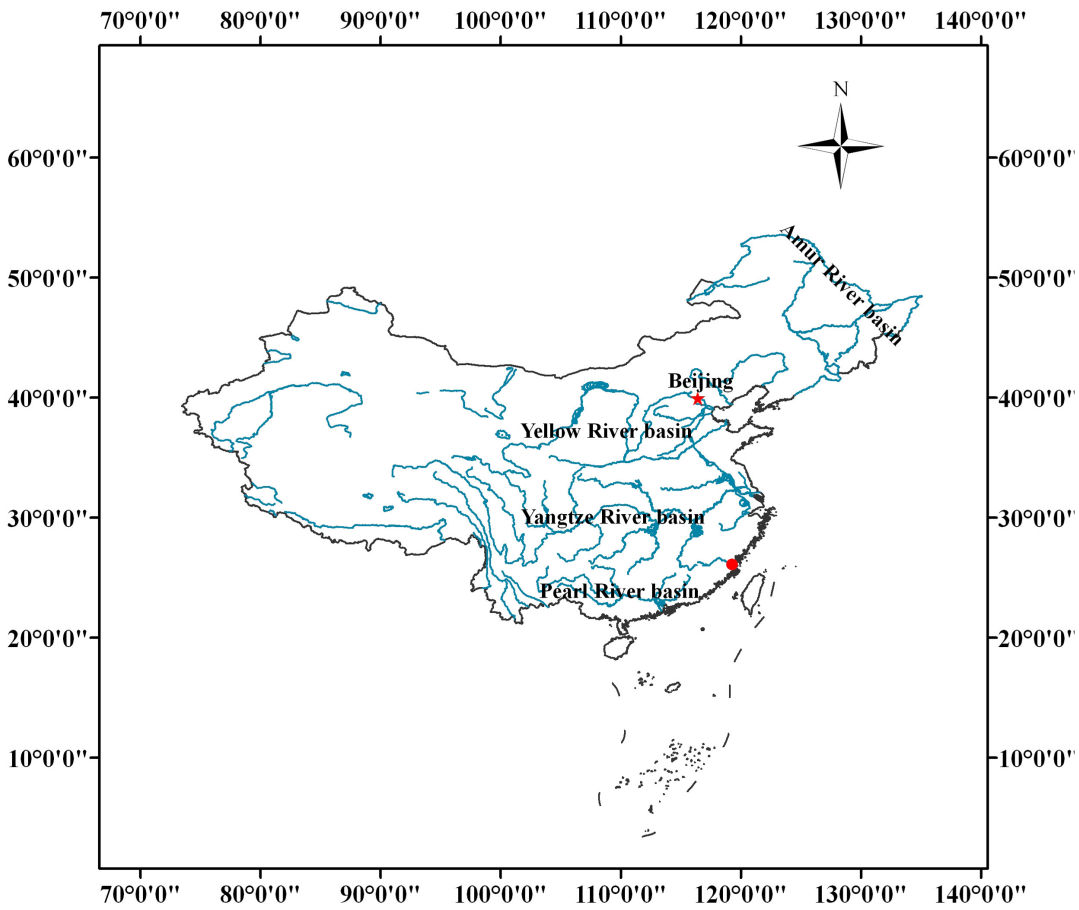


FIGURE 4. Holotype 50929 and type locality of *Ophichthus retrodorsalis*.

Order Cypriniformes
Family Cyprinidae

***Acheilognathus macrodorsalis* Hsia, 1949 (Fig. 5)**
= *Paracheilognathus imberbis* (Günther, 1868)

Holotype. 43644, Xidian, Baiyang Lake, Anxin County, Baoding City, Hebei Province, R. P. China, Jun. 29, 1949.

Paratypes. 43352 (1949-155), Zhaobeikou, Baiyang Lake, Anxin County, Baoding City, Hebei Province, R. P. China, Jun. 28, 1949; 43645 (1949-168), 43646 (1949-169), 43647-43648, collected with holotype.

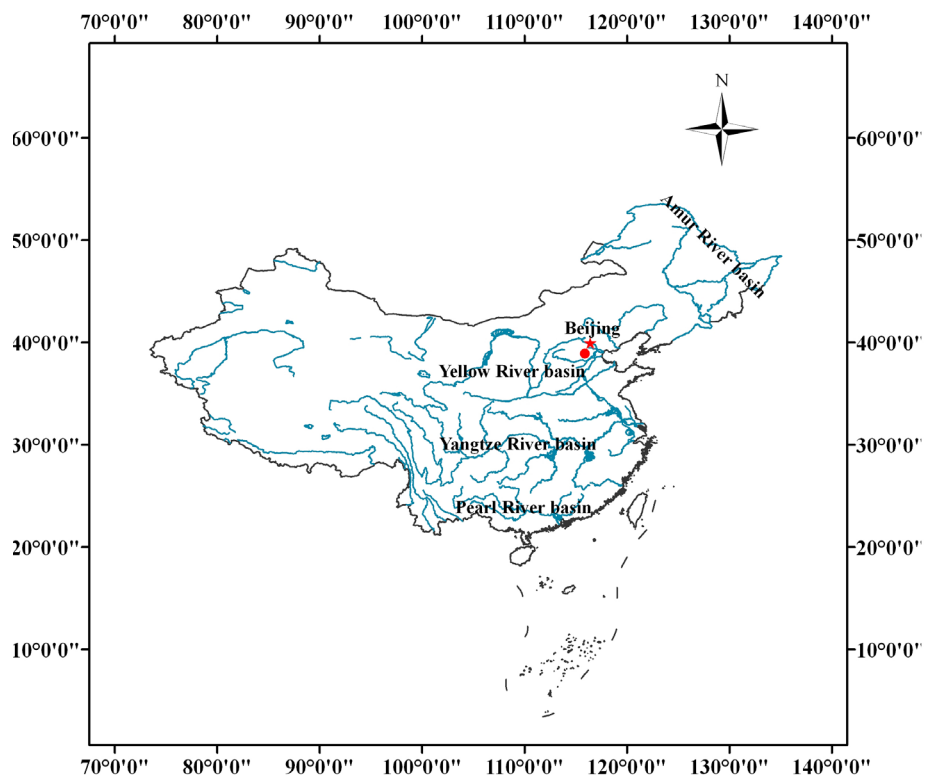


FIGURE 5. Holotype 43644 and type locality of *Acheilognathus macrodorsalis*.

Aphyocypris pulchilineata Zhu, Zhao & Huang, 2013 (Fig. 6)

Holotype. 183459, Chengjiang River, Du'an County, Guangxi Province, P. R. China, Nov., 2008.

Paratypes. 183460-183465, collected with holotype.

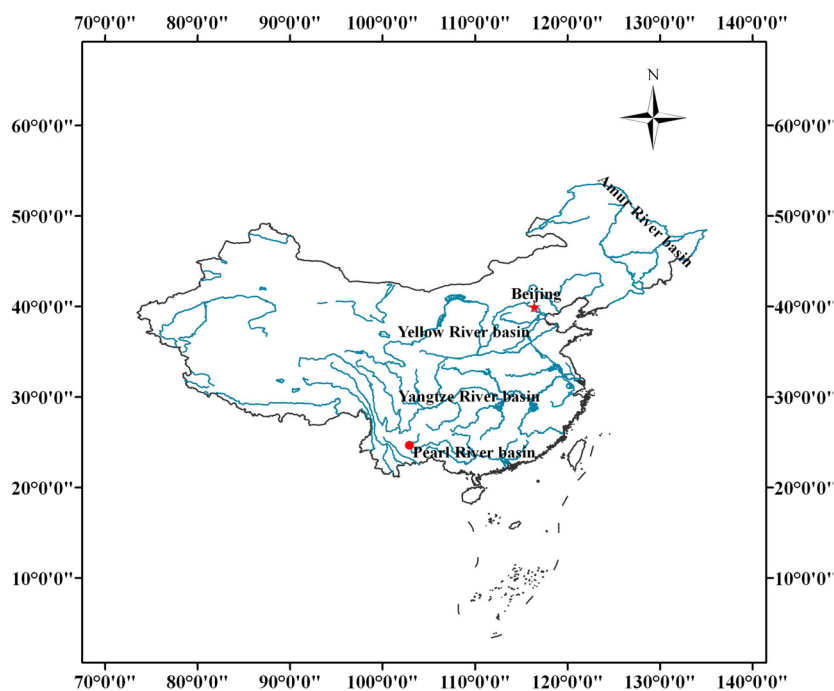


FIGURE 6. Holotype 183459 and type locality of *Aphyocypris pulchilineata*.

Barbus chonglingchungi Tchang, 1936 (Fig. 7)

= *Poropuntius chonglingchungi* (Tchang, 1938)

Holotype. 03741 (10318), Jiangchuan County, Yunnan Province, P. R. China, Dec. 24, 1933.

Paratypes. 03742 (10319), 03743 (10439), collected with holotype.

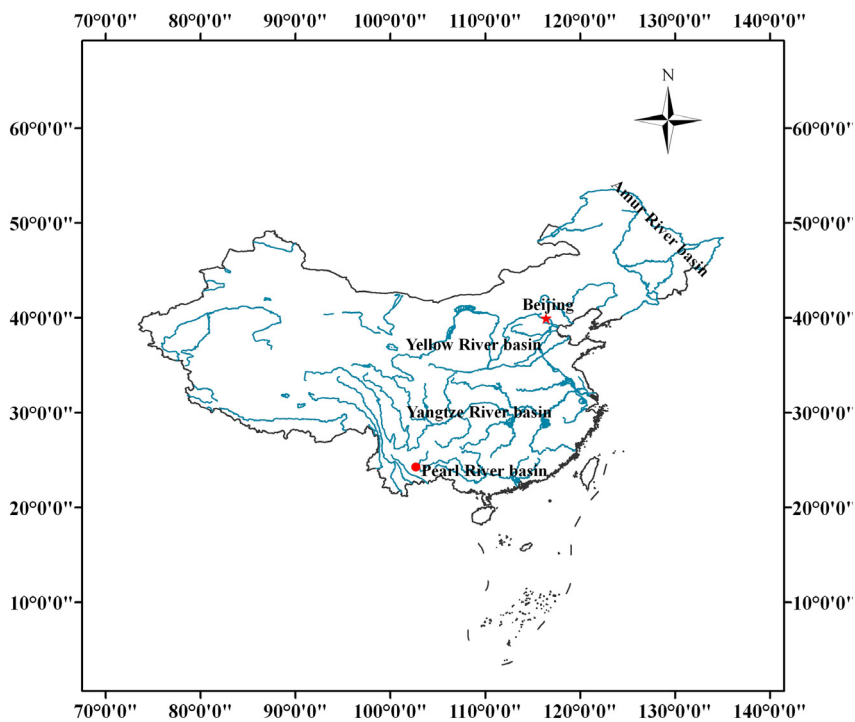


FIGURE 7. Holotype 03741 and type locality of *Barbus chonglingchungi*.

***Barbus huangchuchieni* Tchang, 1962 (Fig. 8)**
 = *Poropuntius huangchuchieni* (Tchang, 1962)

Holotype. 39258 (56.4.17), Mengla County, Xishuangbanna State, Yunnan Province, P. R. China, Apr. 17, 1956.
 Paratypes. 39256 (56.4.17), collected with holotype; 42865 (1903), locality with holotype, Apr. 28, 1956.

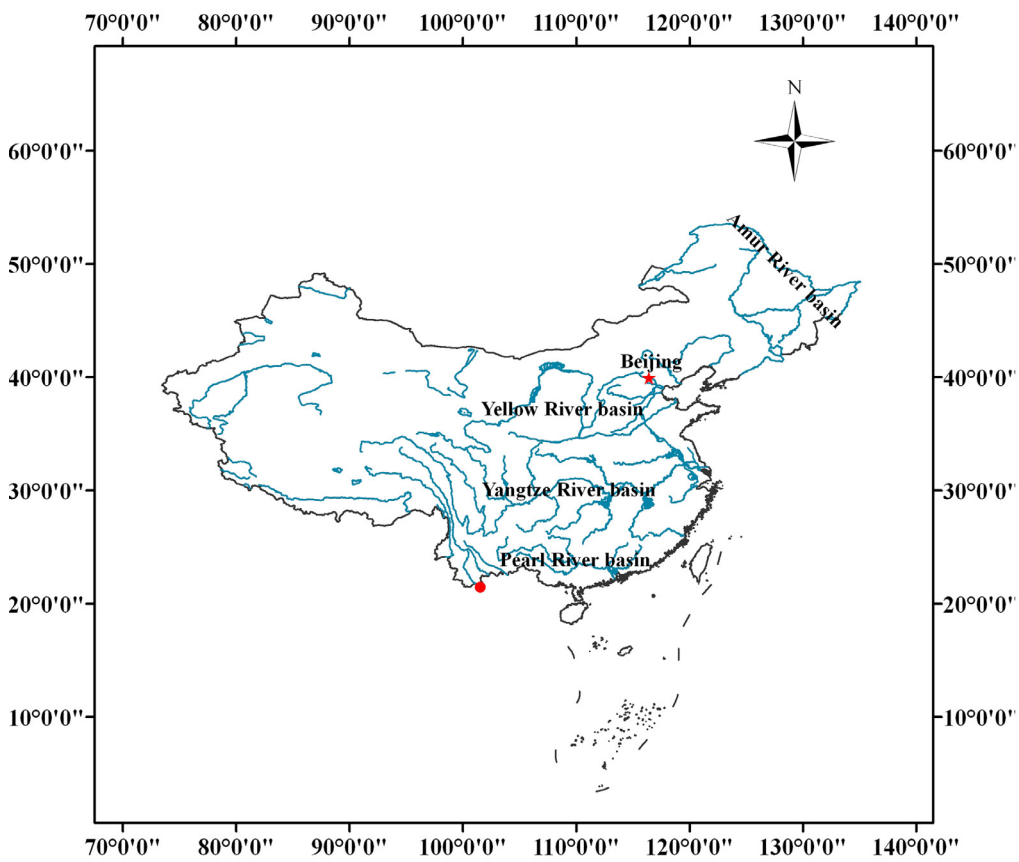


FIGURE 8. Paratype 42865 and type locality of *Barbus huangchuchieni*.

***Barbodes laticeps* Lin & Zhang, 1986 (Fig. 9)**
 = *Linichthys laticeps* (Lin & Zhang), 1986

Paratype. 60796-60801, Guizhou Province; no date.

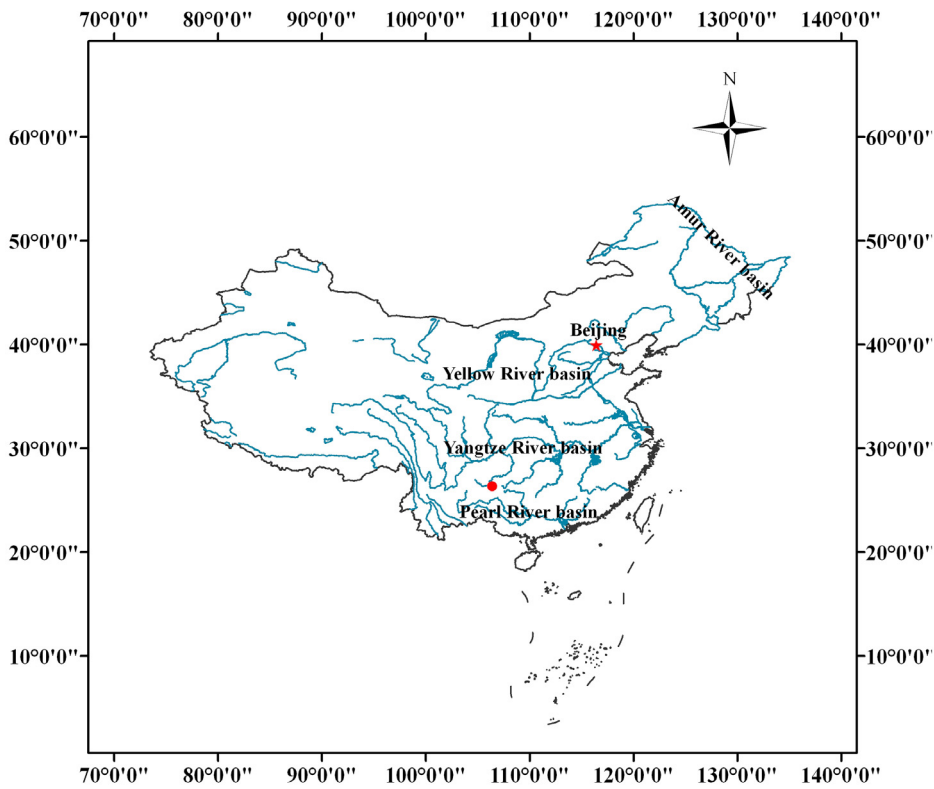



FIGURE 9. Paratype 60798 and type locality of *Barbodes laticeps*.

***Barbus regani* Tchang, 1935 (Fig. 10)**
 = *Percocypris regani* (Tchang, 1935)

Holotype. 03682 (10393), Jiangchuan County, Yunnan Province, P. R. China, Dec. 24, 1933.
 Paratype. 03683 (10394), collected with holotype.

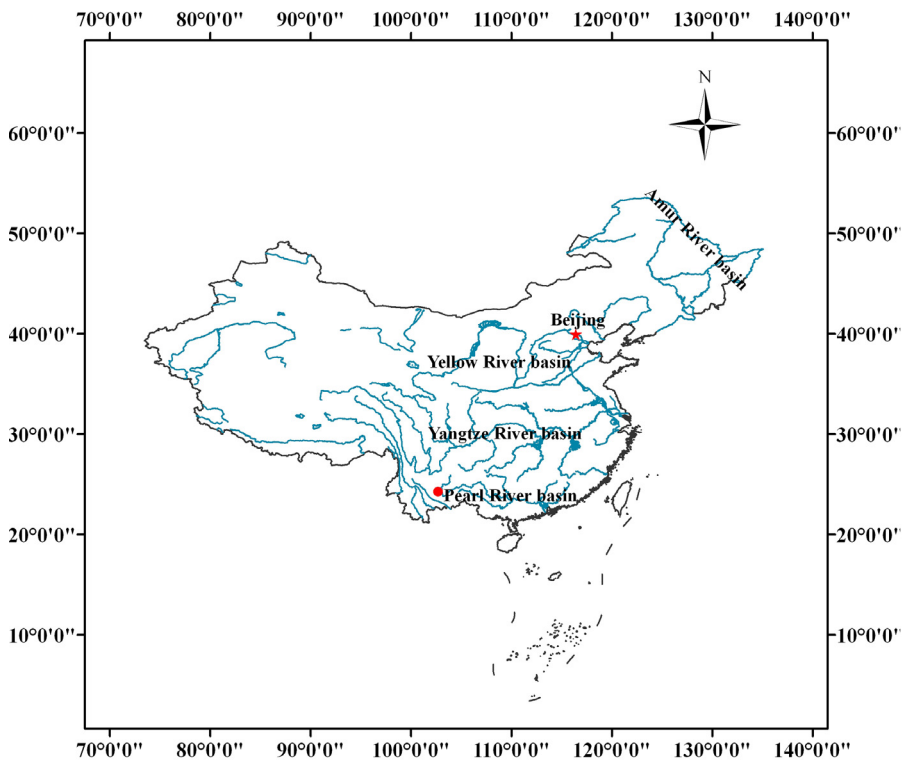


FIGURE 10. Holotype 03682 and type locality of *Barbus regani*.

***Crossocheilus bamaensis* Fang, 1981 (Fig. 11)**
 = *Sinocrossocheilus bamaensis* (Fang, 1981)

Holotype. 60270 (743114), Hongshuihe River basin: Panyanghe River, Jiazhan Community, Bama County, Guangxi Province, P. R. China, May 7, 1974.

Paratypes. 60271 (743117), 60272 (743125), 60273-4 (743134-743135), collected with holotype; 60275 (76074), 60276 (76075), 60277(76083), 60278(76105), 60279 (76076), 60280 (76112), locality with holotype, Oct. 17, 1976.

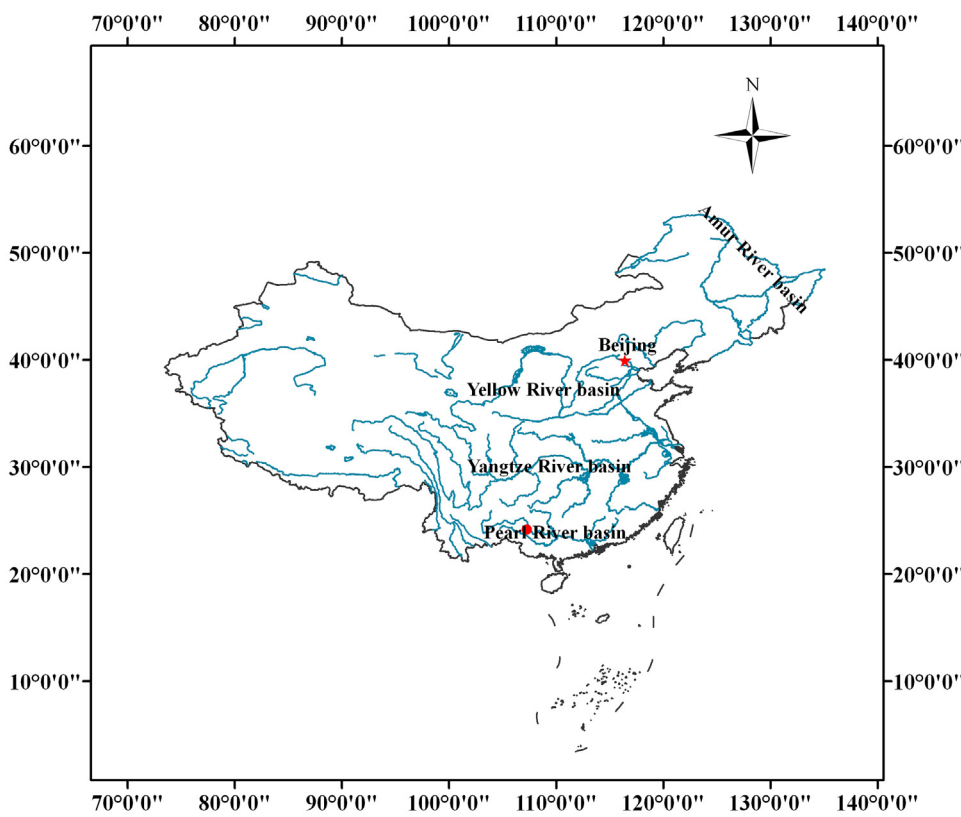


FIGURE 11. Holotype 60270 and type locality of *Crossocheilus bamaensis*.

***Coreius zeni* Tchang, 1930 (Fig. 12)**

= *Coreius guichenoti* (Sauvage & Dabry de Thiersant, 1874)

Holotype. 09716 (9633), Sichuan Province, P. R. China, no date.

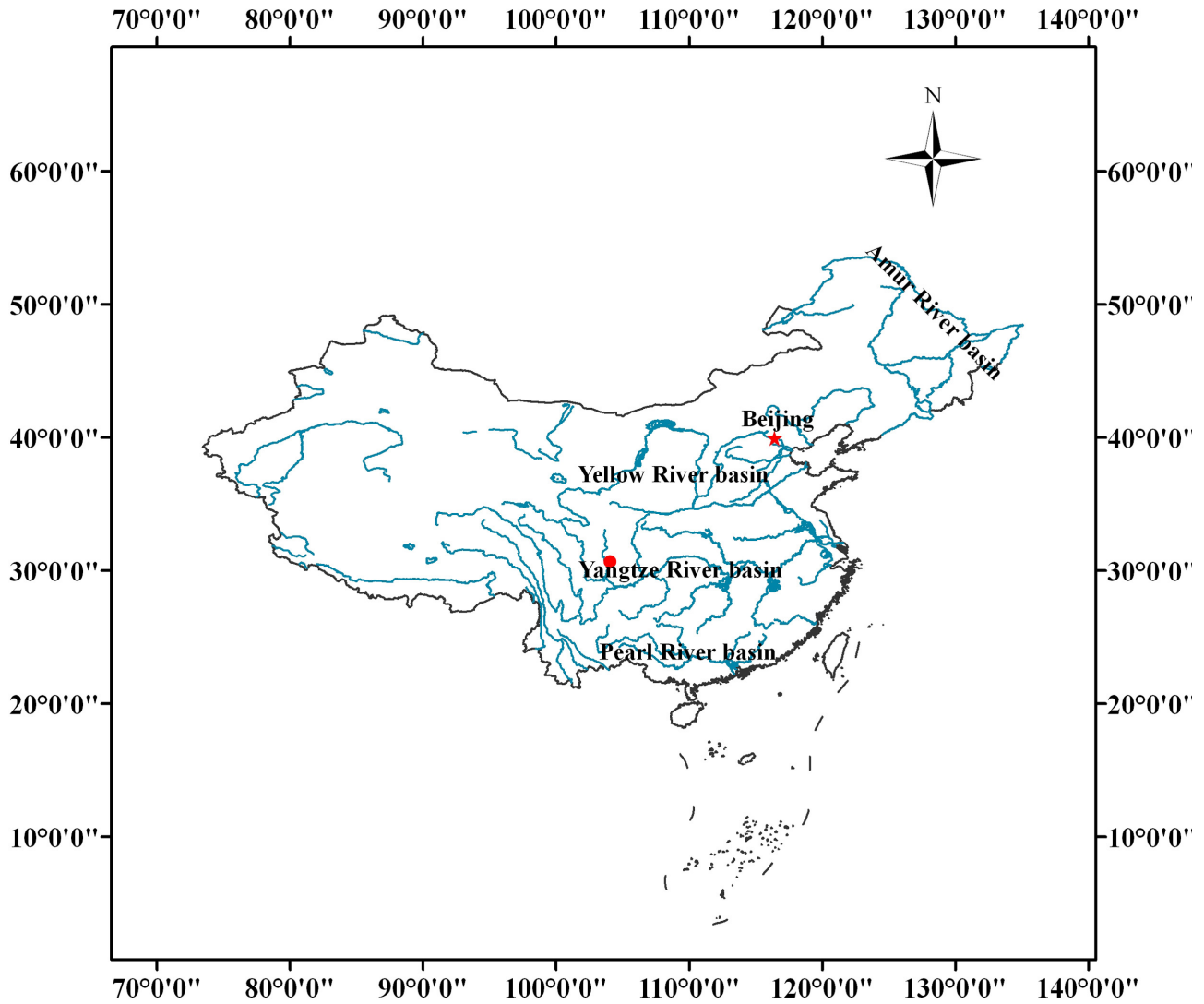


FIGURE 12. Holotype 09716 and type locality of *Coreius zeni*.

***Cyprinus pellegrini* Tchang, 1933 (Fig. 13)**

Paratype (holotype has been lost): 07145 (9231), Xingyun Lake, Jiangchuan County, Yunnan Province, P. R. China, Jan. 9, 1933; 07146 (9235), Qilu Lake, Tonghai County, Yunnan Province, P. R. China, Jan. 21, 1933.

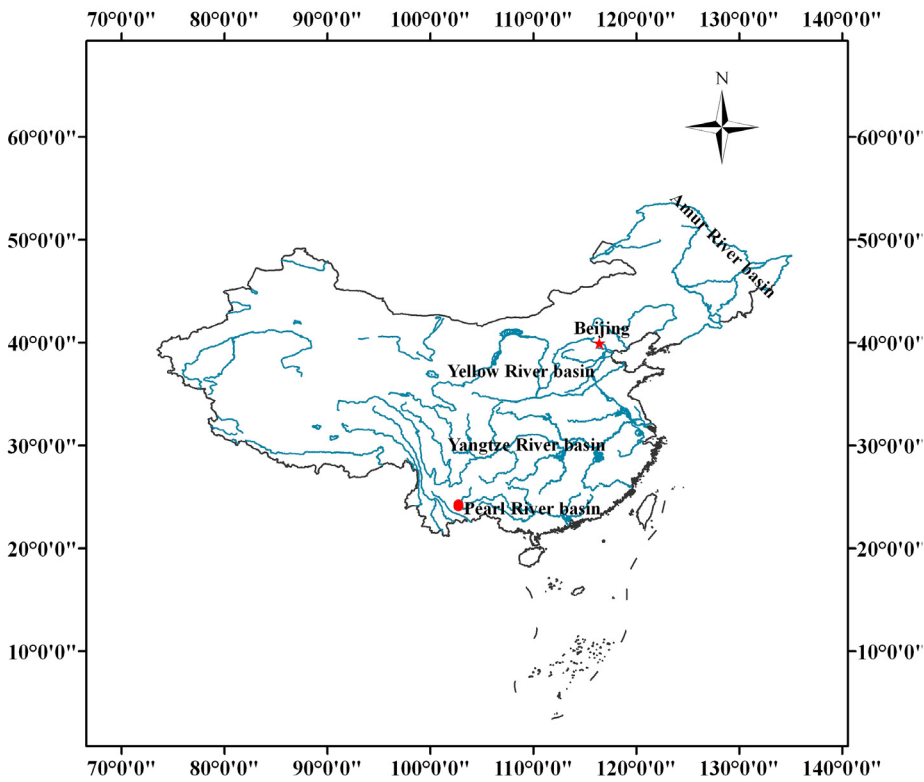


FIGURE 13. Holotype 7147 (has been lost) and type locality of *Cyprinus pellegrini*.

***Cyprinus rabaudi* Tchang, 1930 (Fig. 14)**
 = *Procypris rabaudi* (Tchang, 1930)

Holotype. 07220 (7079), Leshan City (Jaiding former), Sichuan Province, P. R. China, Aug. 11, 1930.

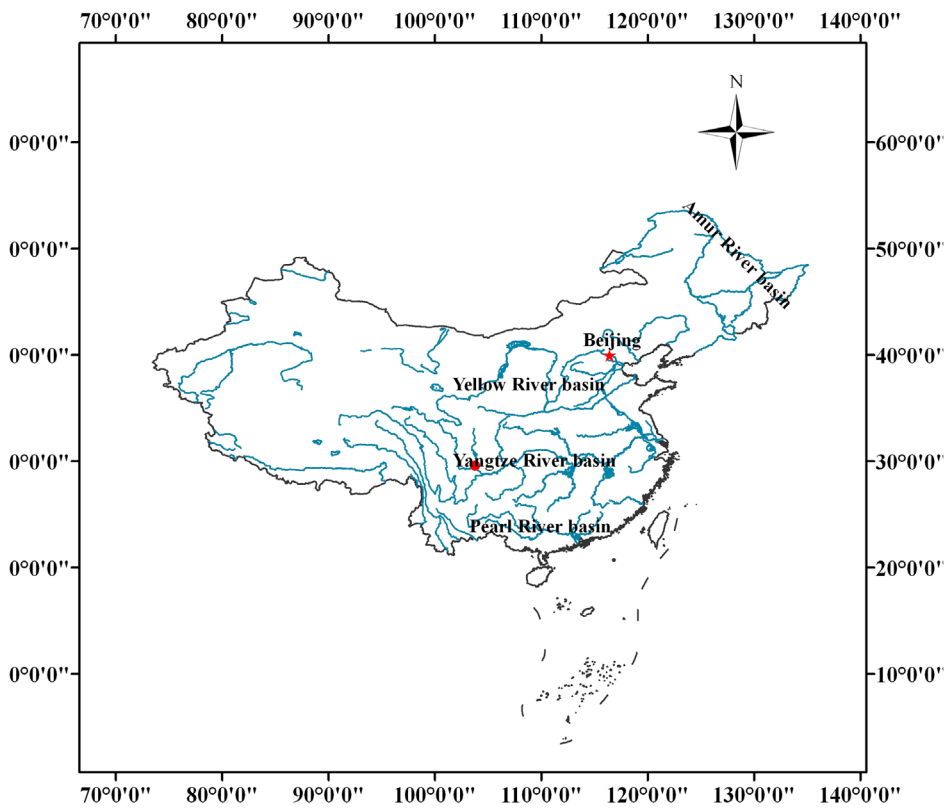


FIGURE 14. Holotype 07220 and type locality of *Cyprinus rabaudi*.

***Gymnocypris chengi* Tchang & Zhang, 1963 (Fig. 15)**
 = *Gymnocypris przewalskii* (Kessler, 1876)

Holotype. 45568 (59-17), Heima estuary of Qinghai Lake, Qinghai Province, P. R. China, May 6, 1959.

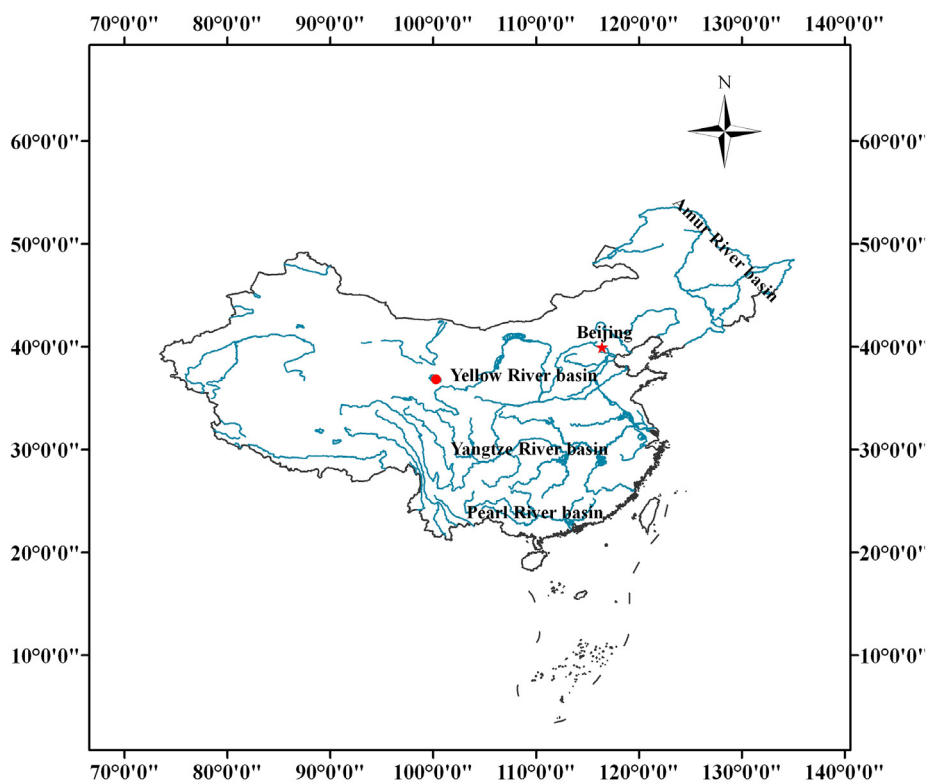


Figure 15. Holotype 45568 and type locality of *Gymnocypris chengi*.

***Gymnocypris chilianensis* Li & Chang, 1974 (Fig. 16)**
 = *Gymnocypris eckloni* (Li & Chang, 1974)

Holotype. 62749 ♀ (G65-047), Shulehe River, Shuangbaota reservoir, Anxi County, Gansu Province, P. R. China, May 18, 1965.

Allotype: 62748 ♂ (G65-040), collected with holotype.

Paratypes. 62733-62735 (G65-048, G65-043, G65-041), 62739 (G65-046), 62742 (G65-038), 62744 (G65-044), 62746-62747 (G65-04, G65-042), collected with holotype; 62774-62780 (G65-115, G65-114, G65-117, G65-136, G65-128, G65-134, G65-127), Ejina River: Beidahe River, Jiuquan City, Gansu Province, P. R. China, May 24, 1965.

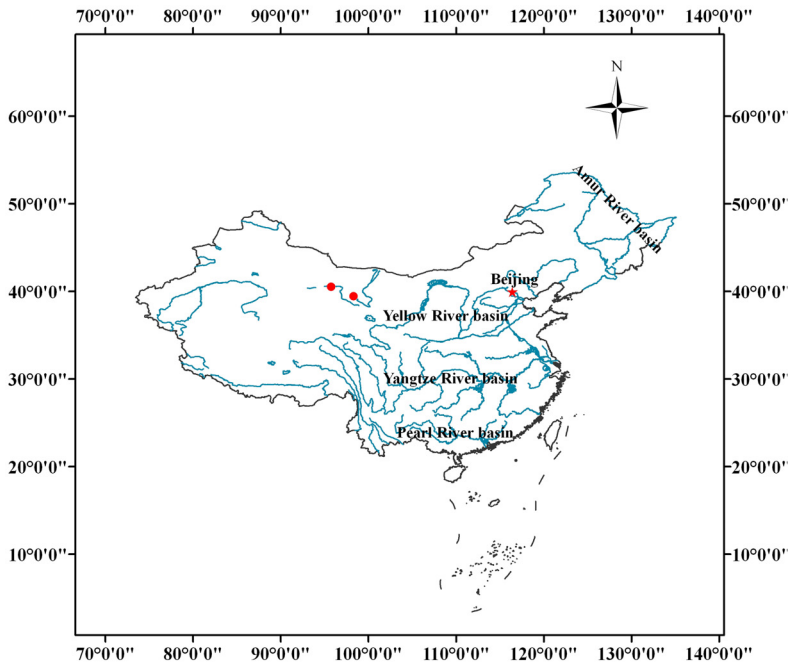


FIGURE 16. Allotype 62748 and localities of holotype and paratypes of *Gymnocypris chilianensis*.

***Gymnocypris chinghainensis* Tchang & Zhang, 1963 (Fig. 17)**
 = *Gymnocypris przewalskii* (Kessler, 1876)

Holotype. 45573 ♀ (59-1), Heima Estuary of Qinghai Lake, Qinghai Province, P. R. China, Apr. 28, 1959.

Paratypes. 45565 (H3064), 45570-45572 (H3048, H3057, H3046), locality with holotype, Aug., 1958; 45569 (59-103), 45574-45575 (59-2, 59-3), collected with holotype.

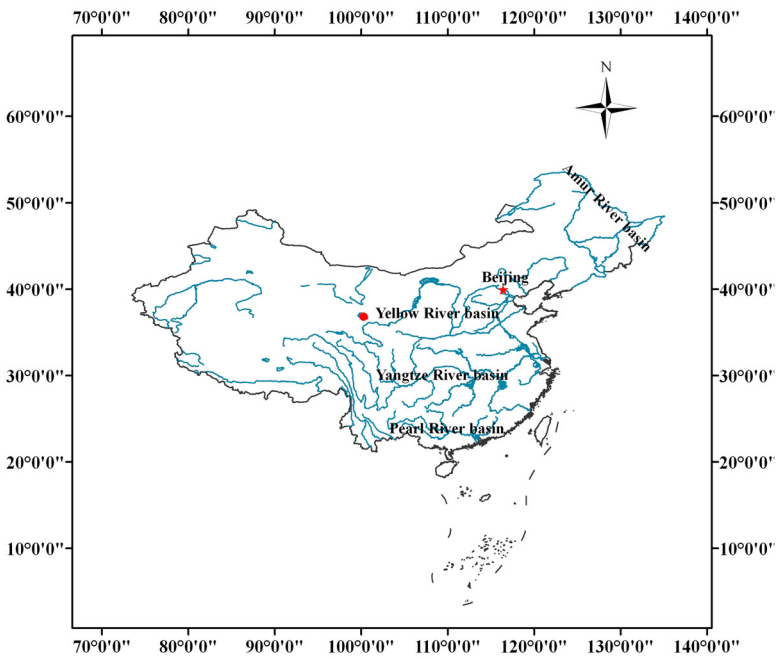


FIGURE 17. Paratype 45572 and type locality of *Gymnocypris chinghainensis*.

***Gymnocypris chui* Tchang, Yue & Huang, 1964 (Fig. 18)**

Holotype. 44762 ♂ (TS-256), Lange Lake, Namu Town, Lazi County, Xizang Province, P. R. China, Aug. 5, 1961.

Paratypes. 44753-44756 (TS-229, TS-231, TS-233, TS-239), 44758-44761 (TS-245, TS-247, TS-248, TS-252), 44763-44764 (TS-257, TS-258), 46102-46106 (TS-230, TS-243, TS-246, TS-250, TS254), collected with holotype.

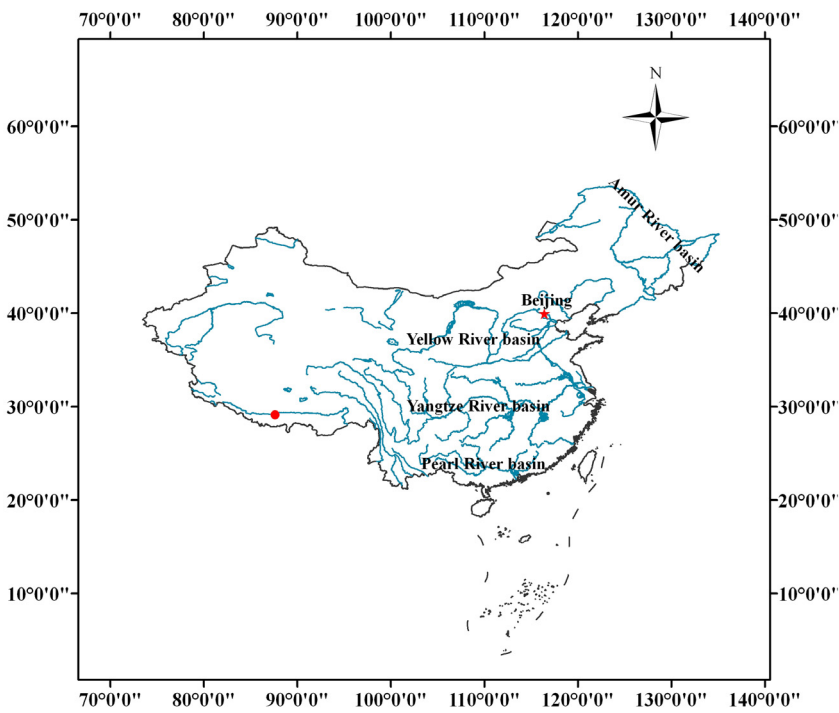


FIGURE 18. Holotype 44762 and type locality of *Gymnocypris chui*.

***Gymnocypris convexaentris* Tchang & Zhang, 1963 (Fig. 19)**
 = *Gymnocypris przewalskii* (Kessler, 1876)

Holotype. 45585 ♀ (62-4), Tieboka, Qinghai Lake, Qinghai Province, P. R. China, Mar. 1, 1962.
 Paratypes. 45576 (62-12), 45586-45587 (62-3, 62-5), collected with holotype.

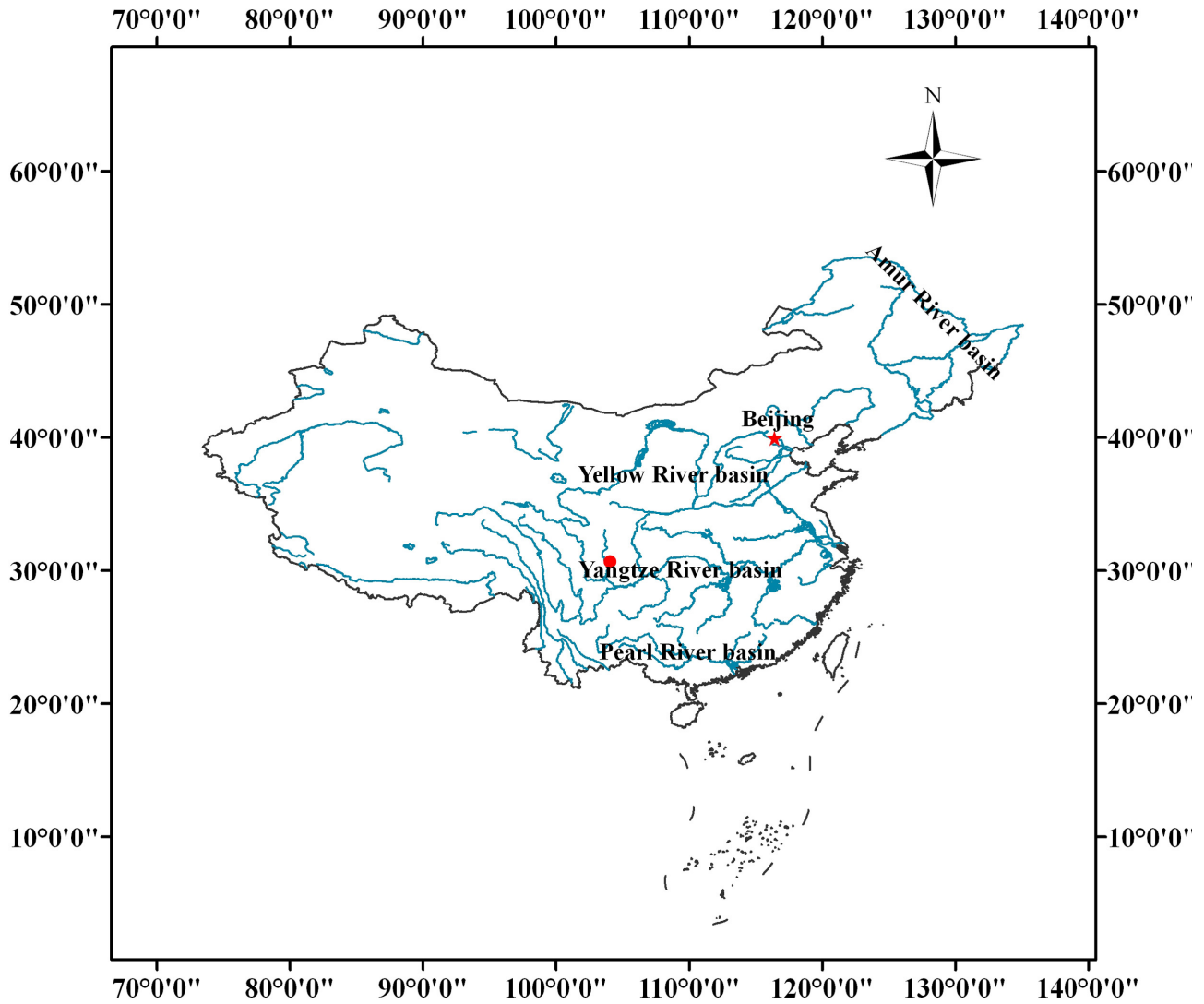


FIGURE 19. Type locality of *Gymnocypris convexaventris*.

***Gymnocypris depressus* Tchang & Zhang, 1963 (Fig. 20)**
 = *Gymnocypris przewalskii* (Kessler, 1876)

Holotype. 56808 (59-20), Heima estuary of Qinghai Lake, Qinghai Province, P. R. China, May 6, 1959.

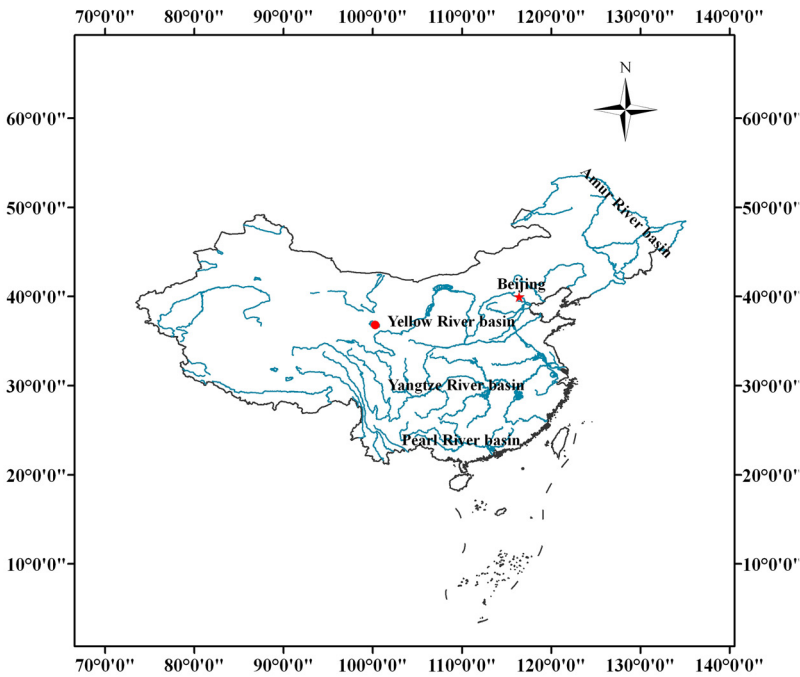


FIGURE 20. Holotype 56808 and type locality of *Gymnocypris depressus*.

***Gymnocypris gibberis* Tchang, Yue & Huang, 1964 (Fig. 21)**
 = *Gymnocypris waddellii* Regan, 1905

Holotype. 57532 ♀ (TS-068), Yamzho Lake, Baidi Village, Langkazi County, Xizang Province, P. R. China, Jun. 12, 1961.
 Paratype. 46079 (TS-039), locality with holotype, May 21, 1961; 57531 (TS-061), collected with holotype.

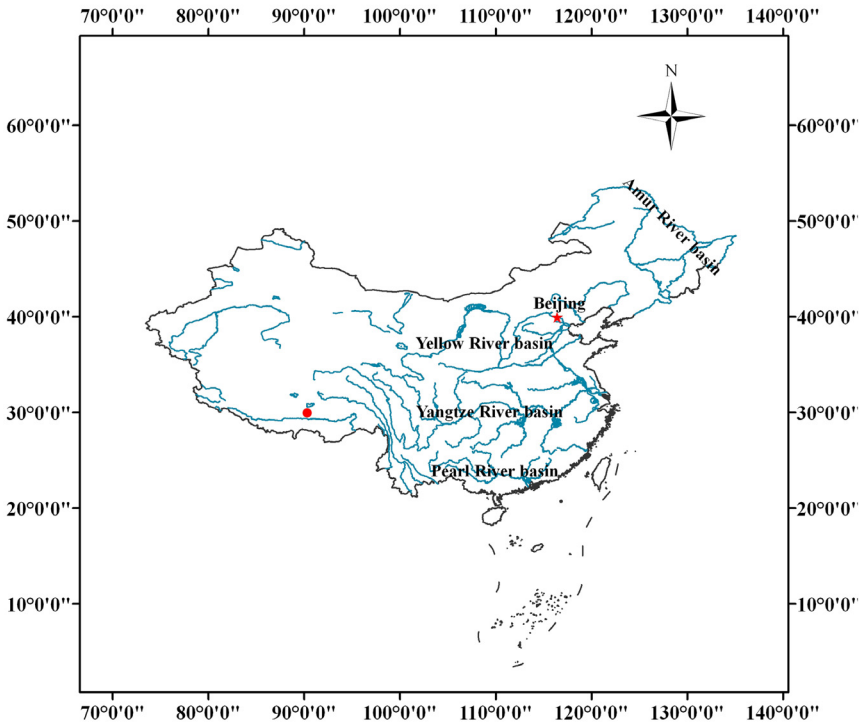


FIGURE 21. Holotype 57532 and type locality of *Gymnocypris gibberis*.

***Gymnocypris mollicorporus* Tchang, Yue & Huang, 1964 (Fig. 22)**
 = *Gymnocypris waddellii* Regan, 1905

Holotype. 44847 ♀ (TS-371), Yamzho Lake, Baidi Village, Langkazi County, Xizang Province, P. R. China, Apr., 1961.
 Paratypes. 44848-44849 (TS-064, TS-069), collected with holotype; 46093 (TS-070), locality with holotype, Jun. 12, 1961.

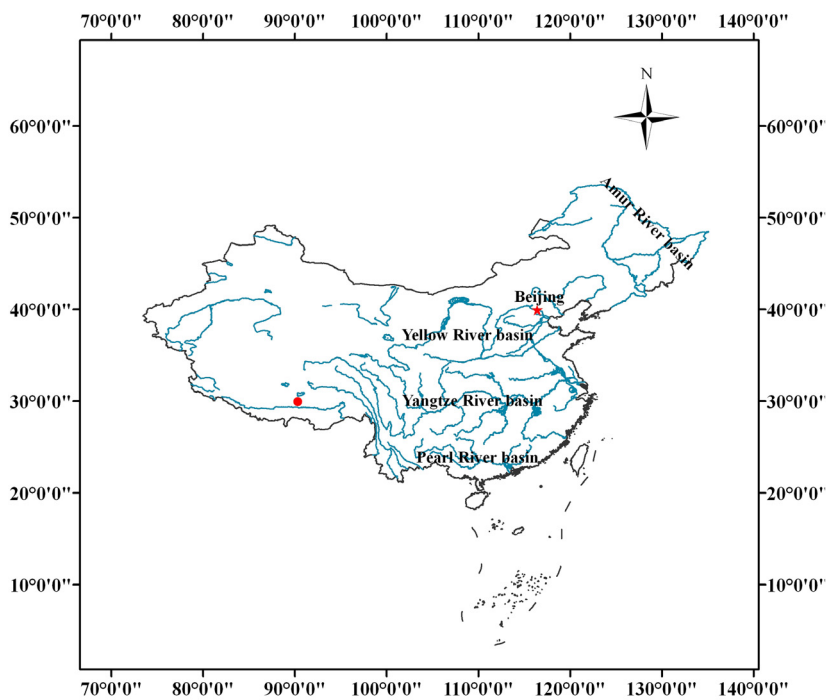


FIGURE 22. Paratype 44849 and type locality of *Gymnocypris mollicorporus*.

***Gymnocypris pingi* Tchang, Yue & Huang, 1964 (Fig. 23)**
 = *Gymnocypris waddellii* Regan, 1905

Holotype. 44788 ♀ (TS-158), Motry Lake, Dingjie County, Xizang Province, P. R. China, Jul. 14, 1961.

Paratypes. 44789-44793 (TS-160, TS-164, TS-166, TS-167, TS-398), collected with holotype; 46090-46092 (TS-159, TS-168, TS-169), locality with holotype, Jul. 12, 1961.

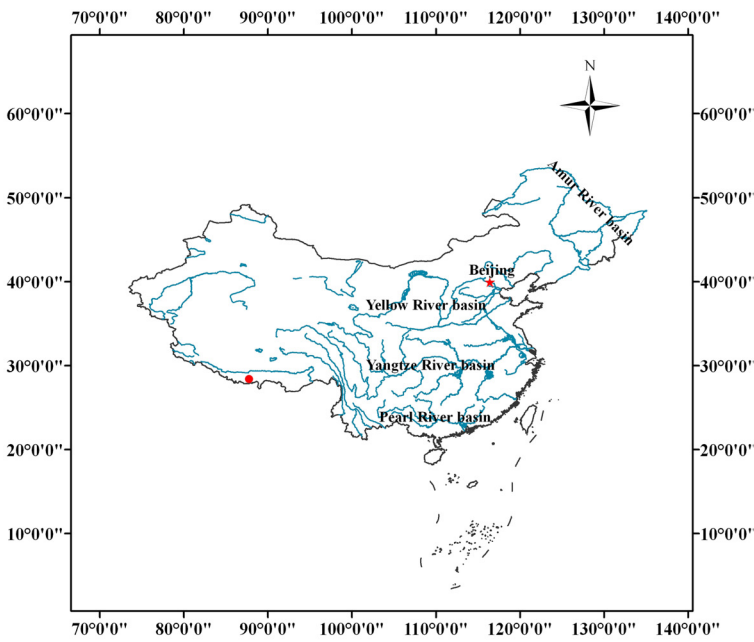


FIGURE 23. Holotype 44788 and type locality of *Gymnocypris pingi*.

***Gymnocypris pingi orisolatus* Tchang, Yue & Huang, 1964 (Fig. 24)**
 = *Gymnocypris waddellii* Regan, 1905

Holotype. 45191 ♂ (TS-067), Yamzho Lake, Baidi Village, Langkazi County, Xizang Province, P. R. China, Jun. 12, 1961.
 Paratypes. 45190 (TS-056), 46080 (TS-054), locality with holotype, Jun. 1, 1961.

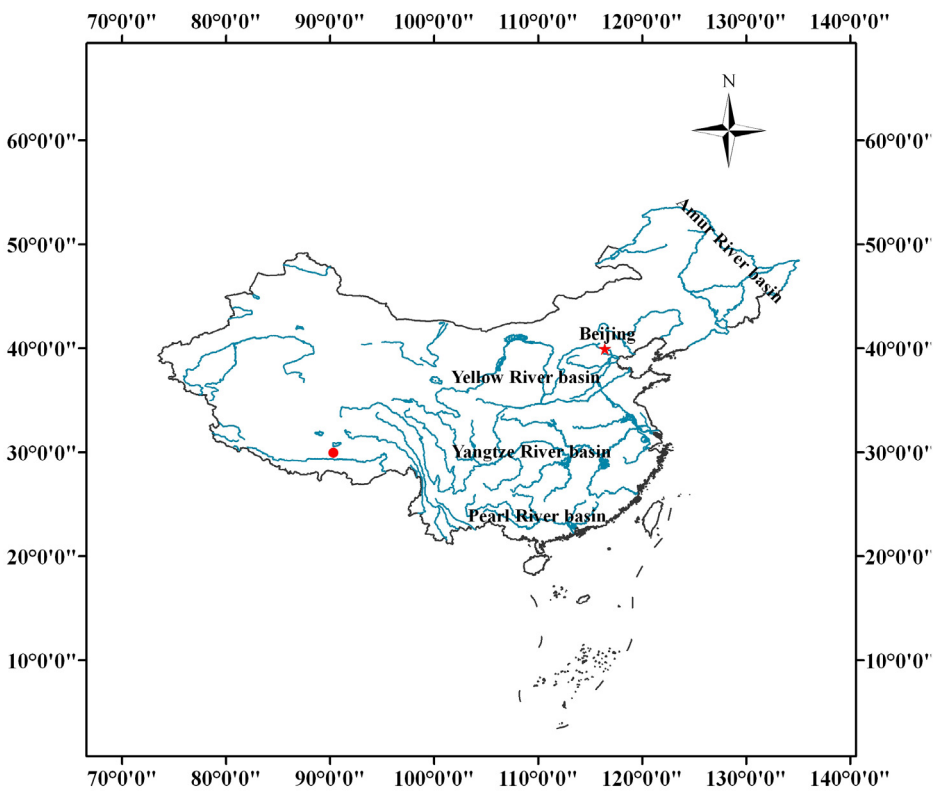


FIGURE 24. Holotype 45191 and type locality of *Gymnocypris pingi orisolatus*.

***Megagobio roulei* Tchang, 1930 (Fig. 25)**

= *Rhinogobio ventralis* Sauvage & Dabry de Thiersant, 1874

Holotype. 09568 (9770), Sichuan Province, P. R. China, no date.

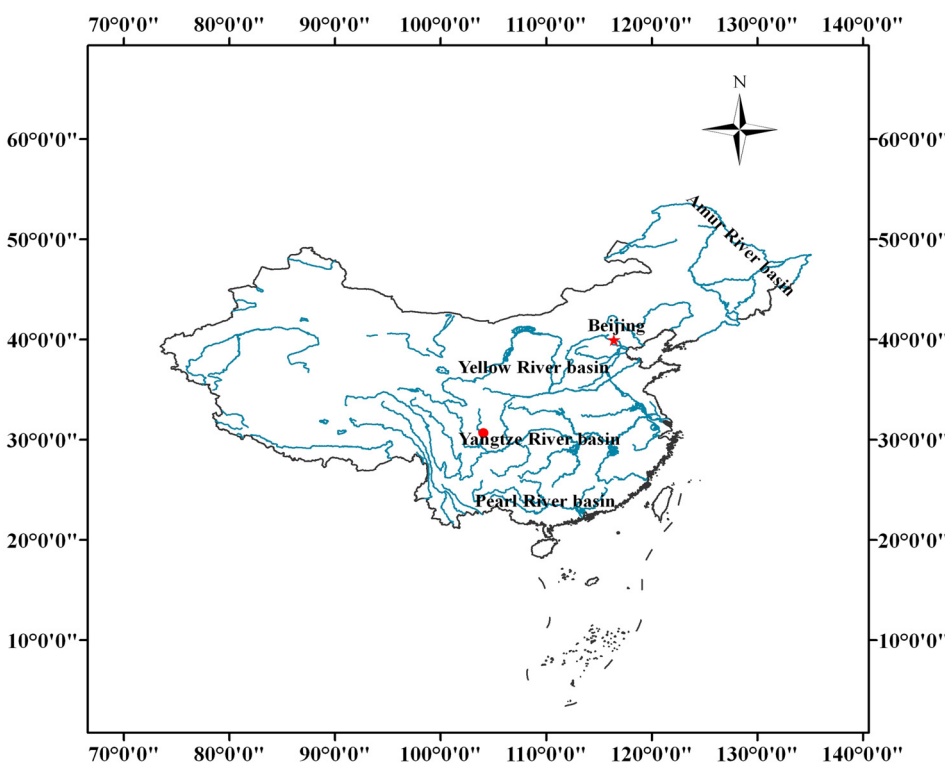


FIGURE 25. Holotype 09568 and type locality of *Megagobio roulei*.

***Mesogobio tumenensis* Chang, 1980 (Fig. 26)**

Holotype. 62908 (770648), Tumen River basin: Longluguo Community, Helong City, Jilin Province, P. R. China, Jun. 4, 1977.
 Paratypes. 62909 (770667), Tumen River basin: Baijin Community, Yanji City, Jilin Province, P. R. China, Jun. 10, 1977;
 62910-62911 (770541-770542), adjacent of Hongqihe and Tumen rivers, Chongshan Community, Helong City, Jilin
 Province, P. R. China, Jun. 4, 1977; 62912-62927 (771252-771267), 62928-62929 (770812-770813), 62930 (771115),
 Baicaogou Community, Wangqing County, Jilin Province, P. R. China, Jun. 25, 1977.

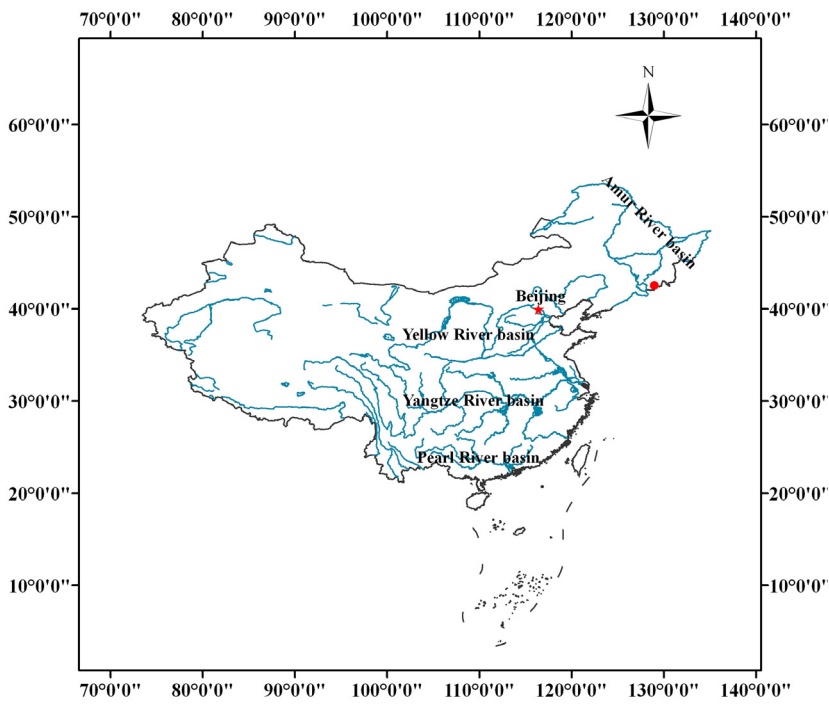



FIGURE 26. Holotype 62908 and type locality of *Mesogobio tumenensis*.

***Microphysogobio pseudoelongatus* Zhao & Zhang, 2001 (Fig. 27)**

Holotype. 70974, Dalu Town, Fangcheng District, Fangchenggang City, Guangxi Province, P. R. China, Apr. 29, 1999.
 Paratypes. 70975-70976, collected with holotype.

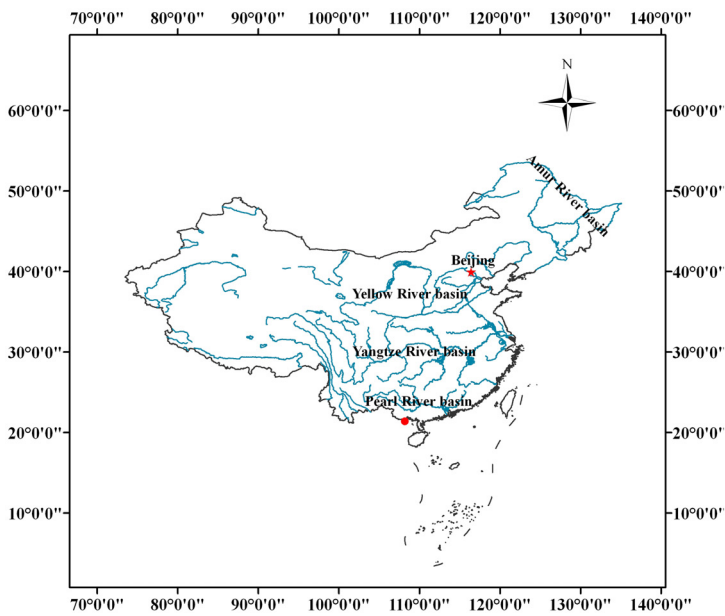


FIGURE 27. Paratype 70976 and type locality of *Microphysogobio pseudoelongatus*.

***Microphysogobio wulonghensis* Xing, Zhao, Tang & Zhang, 2011 (Fig. 28)**

Holotype. 176476 (15654), Wulonghe River, Laiyang, Shandong Province, P. R. China, May 3, 1929.
 Paratypes. 43503 (15654), 176473-176475 (15654), 176477-176486 (15654), collected with holotype.

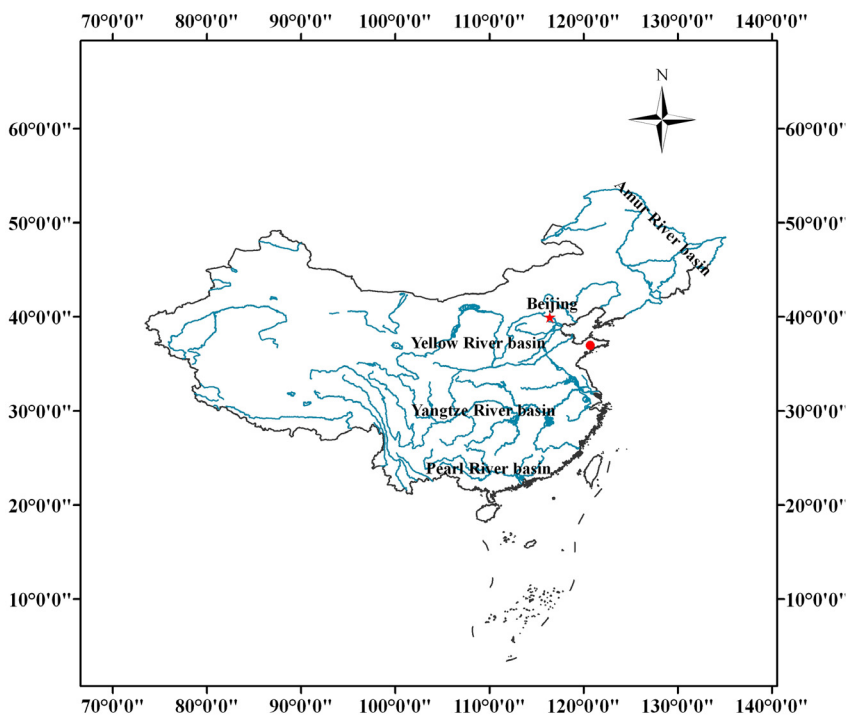


FIGURE 28. Holotype 176476 and type locality of *Microphysogobio wulonghensis*.

***Protolabeo protolabeo* Zhang, Zhao & Liu, 2010 (Fig. 29)**

Holotype. 182233 (2009-002), Upper Lihe River: Maojiacun Reservoir, Jinzhong Town, Huize County, Yunnan Province, P. R. China, Jan., 2009.

Paratypes. 182232 (2009-001), 182234-182236 (2009-003-2009-005), collected with holotype.

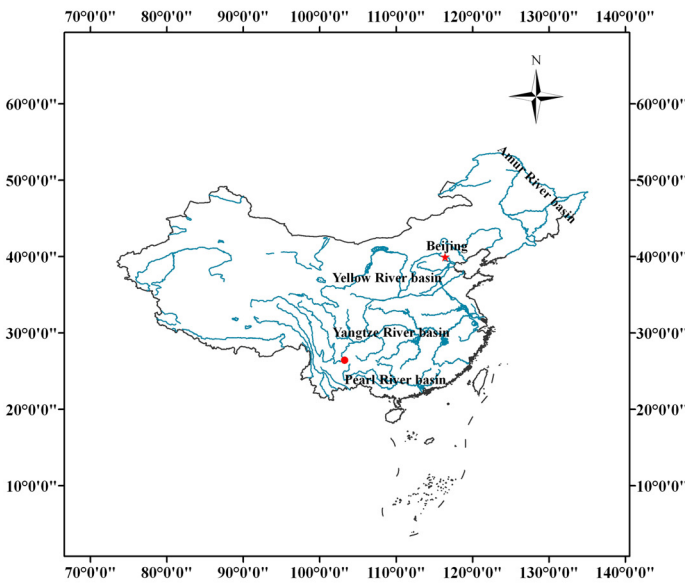


FIGURE 29. Holotype 182233 and type locality of *Protolabeo protolabeo*.

***Ptychidio macrops* Fang, 1981 (Fig. 30)**

Holotype. 60281 (A042), Yongjiang River, Nanning City, Guangxi Province, P. R. China, Jul., 1974.

Paratypes. 60282 (750226), locality with holotype, Mar. 22, 1975; 60283-60284 (751776-751777), Zuojiang River basin: Longzhou County, Guangxi Province, P. R. China, Nov. 11, 1975.

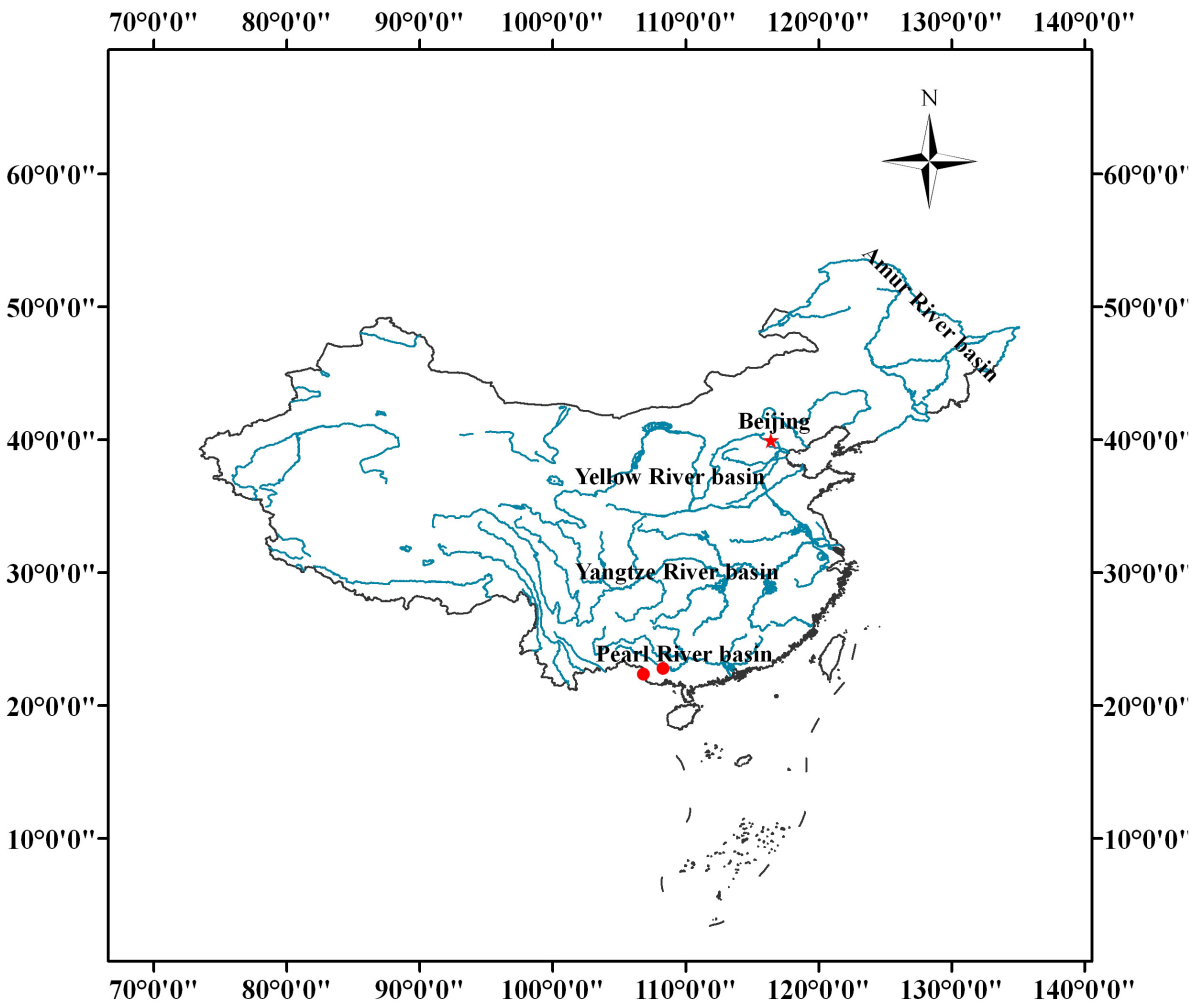


FIGURE 30. Holotype 60281 and localities of holotype and paratypes of *Ptychidimacrops*.

***Rugogymnocypris tibetanus* Yue & Huang, 1964 (Fig. 31)**
= *Gymnocypris waddellii* Regan, 1905

Holotype. 43774 ♀ (TS-047), Yamzho Lake, Baidi Village, Langkazi County, Xizang Province, P. R. China, May 22, 1961.

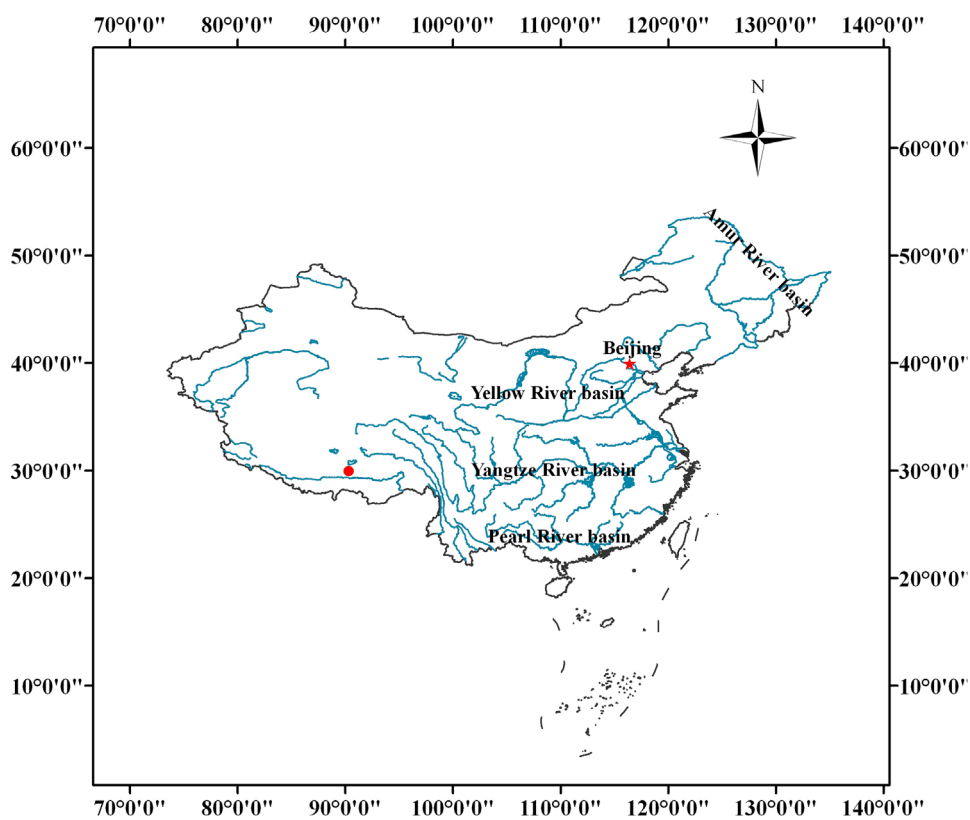


FIGURE 31. Holotype 43774 and type locality of *Rugogymnocypris tibetanus*.

***Semilabeo obscurus* Lin & Zheng, 1981 (Fig. 32)**

Paratype (holotype has been lost): 60285 (750610), Youjiang River basin: Yangxu Town, Baise City, Guangxi Province, P. R. China, Mar. 31, 1975.

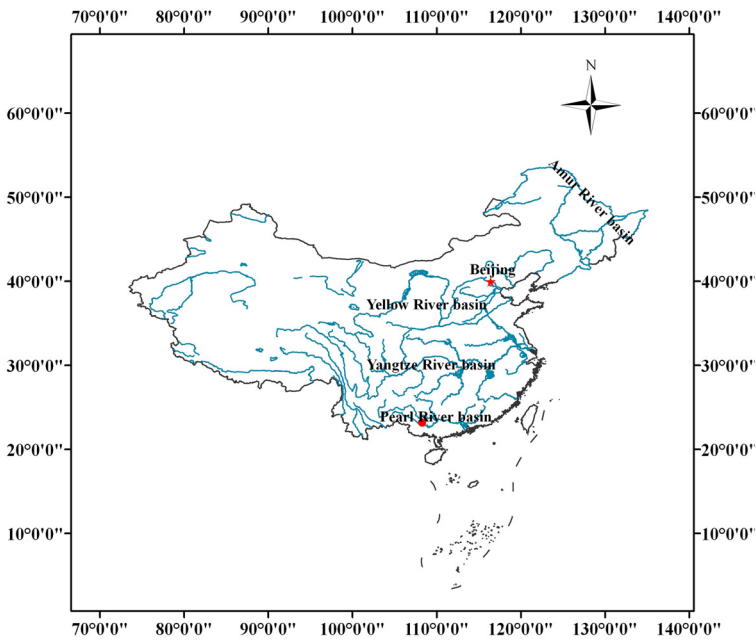


FIGURE 32. Holotype 60294 (has been lost) and type locality of *Semilabeo obscurus*.

***Sinocyclocheilus brevibarbatus* Zhao, Lan & Zhang, 2009 (Fig. 33)**

Holotype. 74228 (01060406), Gaoling Town, Du'an County, Guangxi Province, P. R. China, Jun., 2001.
 Paratypes. 74229 (01060404), 93900-93904, collected with holotype.

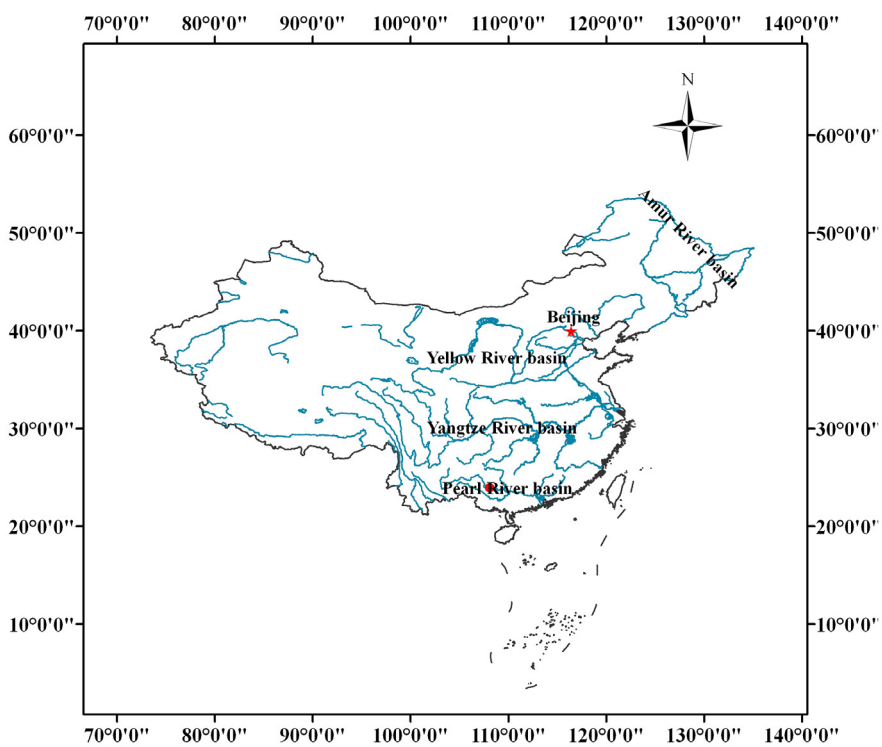


FIGURE 33. Holotype 74228 and type locality of *Sinocyclocheilus brevibarbatus*.

***Sinocyclocheilus donglanensis* Zhao, Watanabe & Zhang, 2006 (Fig. 34)**

Holotype. 94746 (CA139), Tunyu Cave, Tunchang, Gongping Village, Taiping Town, Donglan County, Guangxi Province, P. R. China, Oct. 7, 2002.

Paratypes. 74217-74218, 94747-94748 (CA141, CA143), collected with holotype.

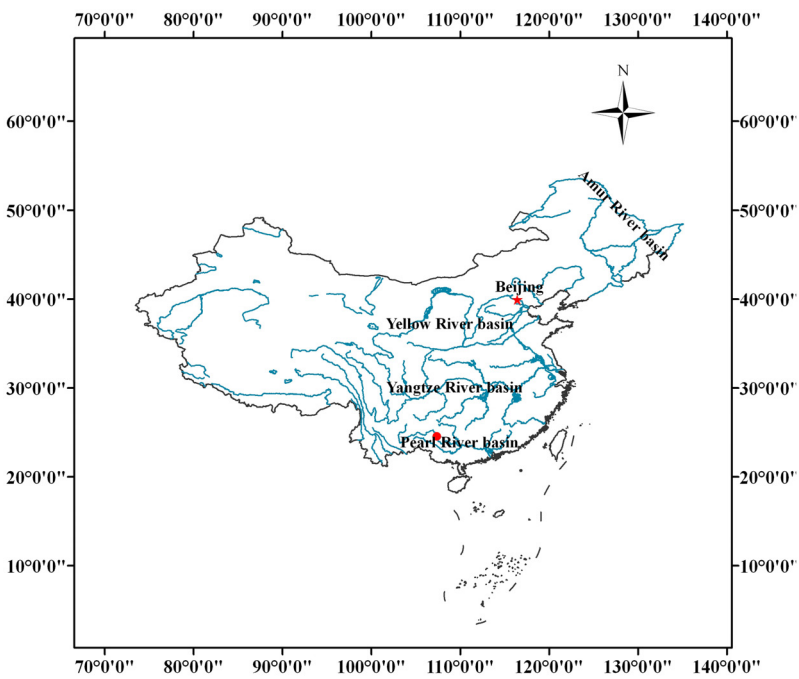


FIGURE 34. Paratype 74218 and type locality of *Sinocyclocheilus donglanensis*.

***Sinocyclocheilus flexuosdorsalis* Zhu & Zhu, 2012 (Fig. 35)**

Holotype. 199011 (2011001), karst cave, Shengqiao Town, Longlin County, Guangxi Province, P. R. China, Jul., 2011.

Paratype. 199012 (2011002), collected with holotype.

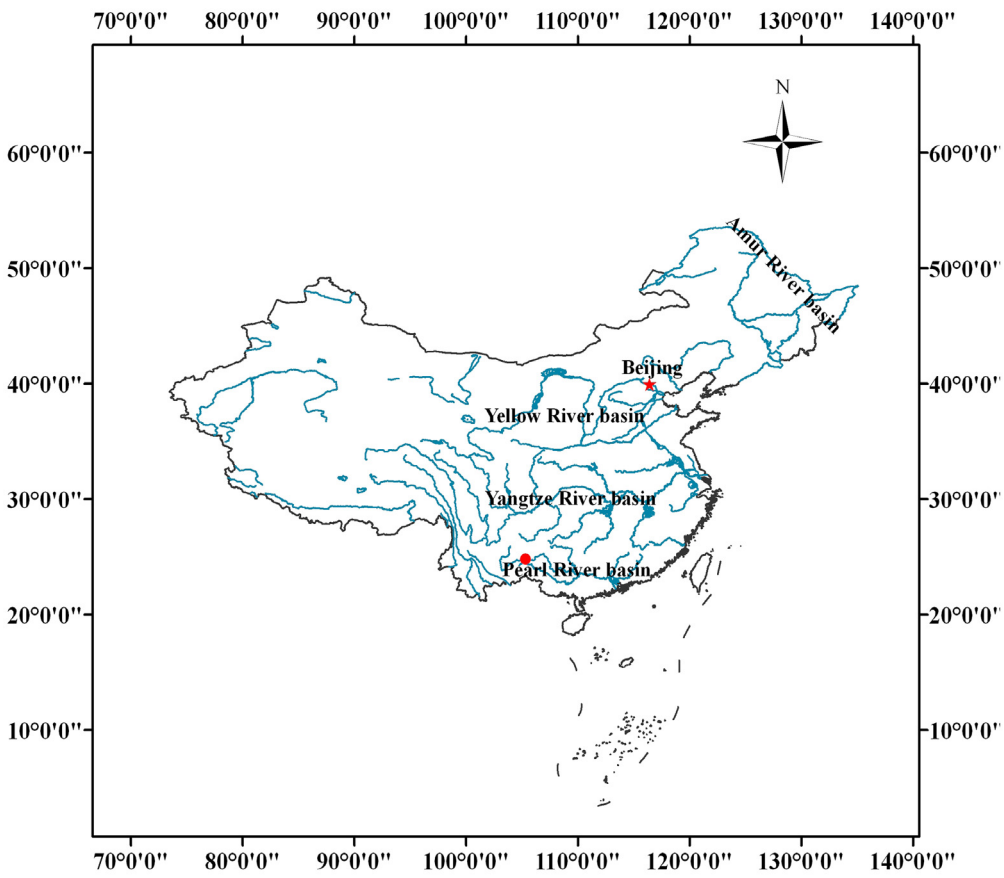


FIGURE 35. Holotype 199011 and type locality of *Sinocyclocheilus flexuosdorsalis*.

***Sinocyclocheilus guilinensis* Zhao, Zhang & Zhou, 2009 (Fig. 36)**

Holotype. 113753 (82376), Guilin City, Guangxi Province, P. R. China, 1982.

Paratype. 113754 (82377), collected with holotype.

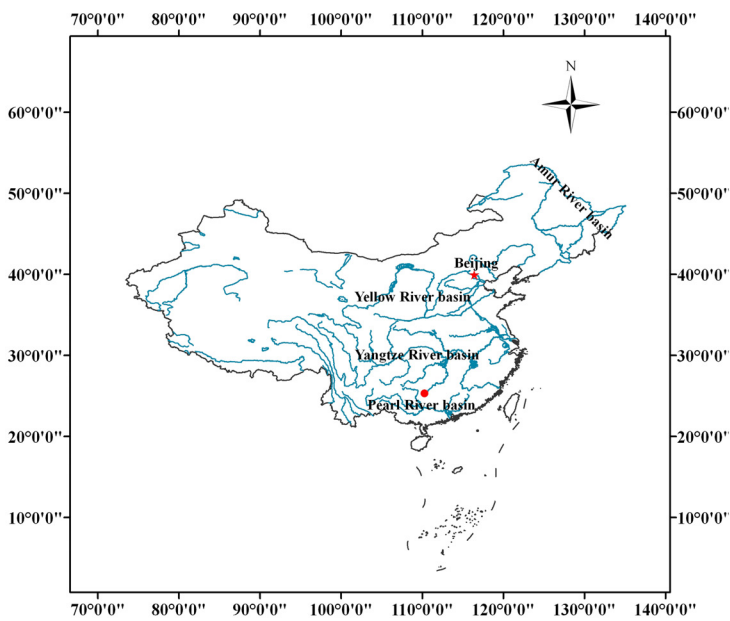


FIGURE 36. Paratype 113754 and type locality of *Sinocyclocheilus guilinensis*.

***Sinocyclocheilus huangtianensis* Zhu, Zhu & Lan, 2011 (Fig. 37)**

Holotype. 200110 (2010003), Youmayan Viillage, Huangtian Town, Hezhou City, Guangxi Province, P. R. China, Jun., 2010.

Paratypes. 200111-200115, collected with holotype.

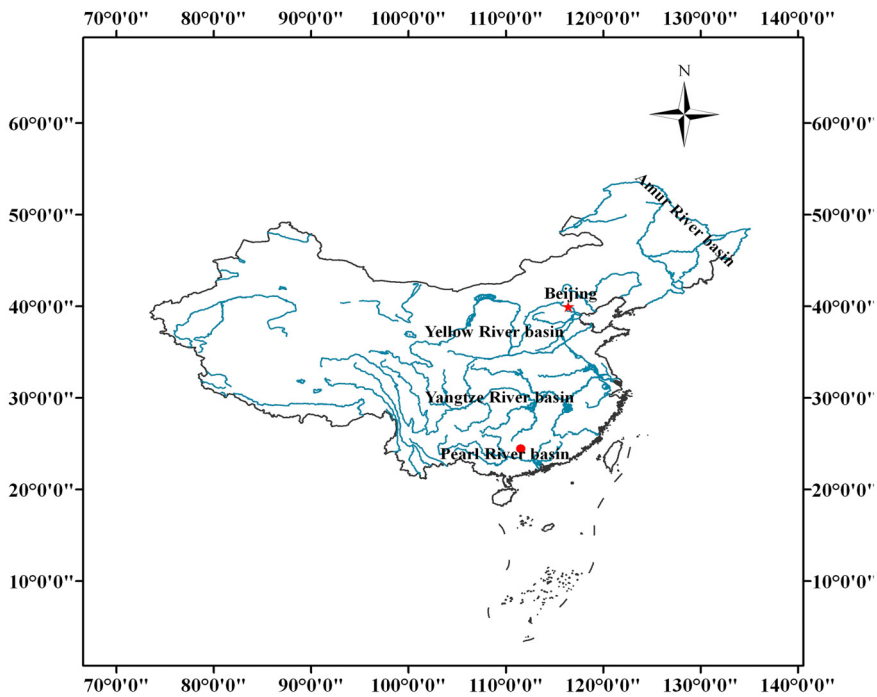


FIGURE 37. Paratype 200111 and type locality of *Sinocyclocheilus huangtianensis*.

***Sinocyclocheilus jii* Zhang & Dai, 1992 (Fig. 38)**

Holotype. 62726 (X1841101), Xijiang River basin: Upper Hejiang River, Fuchuan County, Guangxi Province, P. R. China, Oct.-Dec., 1984.

Paratype. 62727 (841102), collected with holotype.

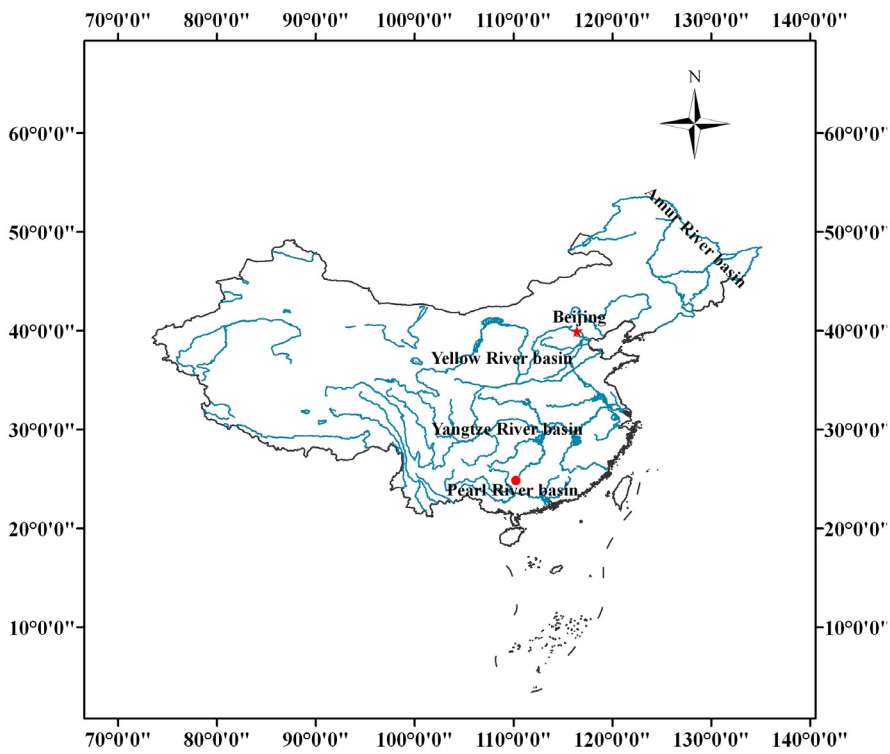


FIGURE 38. Holotype 62726 and type locality of *Sinocyclocheilus jii*.

***Sinocyclocheilus macrophthalmus* Zhang & Zhao, 2001 (Fig. 39)**

Holotype. 70907, a cave, Xiaao Town, Du'an County, Guangxi Province, P. R. China, Nov., 1999.

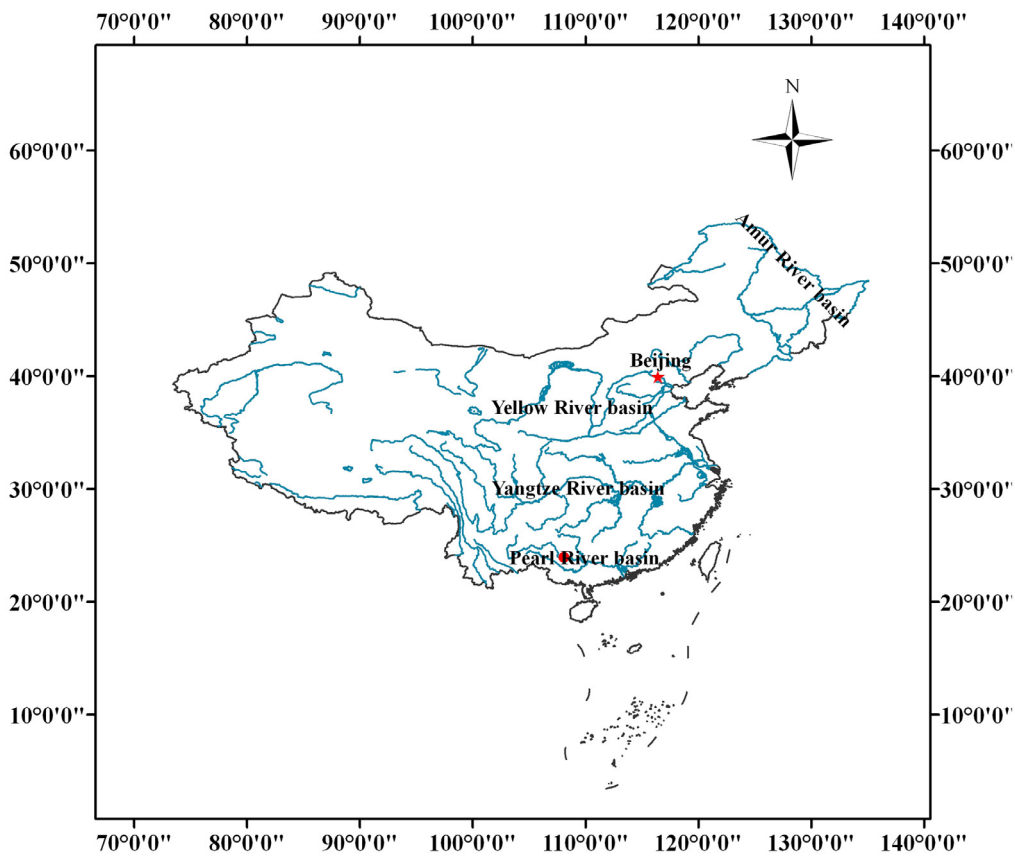


FIGURE 39. Holotype 70907 and type locality of *Sinocyclocheilus macrophthalmus*.

***Sinocyclocheilus tianlinensis* Zhou, Zhang & He, 2004 (Fig. 40)**

Holotype. 74125 (12B74125), a karst cave, Pingshan Town, Tianlin County, Guangxi Province, P. R. China, Aug., 2002.

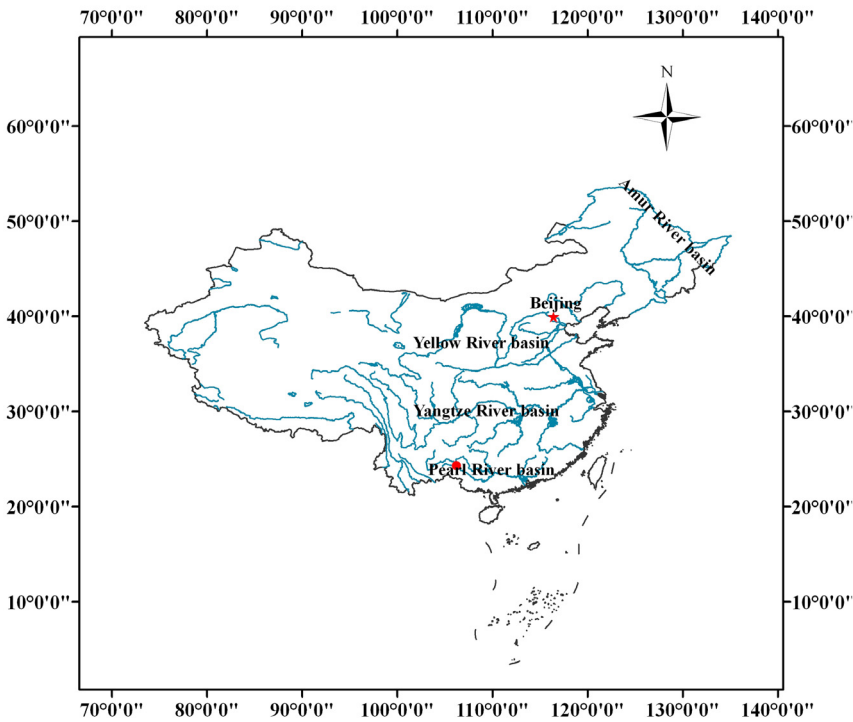


FIGURE 40. Holotype 74125 and type locality of *Sinocyclocheilus tianlinensis*.

***Sinocyclocheilus xunlensis* Lan, Zhao & Zhang, 2004 (Fig. 41)**

Holotype. 73169 (01050172), Liujiang River basin: Dagouhe River, certain karst cave, Shunning Village, Xunle Town, Huanjiang County, Guangxi Province, P. R. China, May, 2001.

Paratypes. 73167-73168 (01050169, 01050171), 73170-73171 (01050173-01050174), collected with holotype.

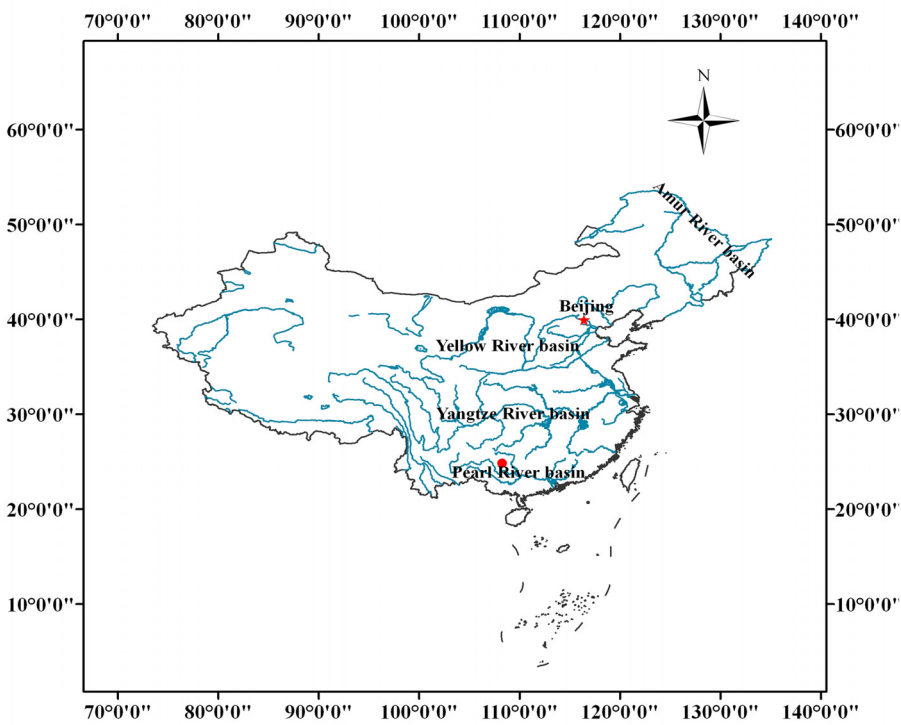


FIGURE 41. Holotype 73169 and type locality of *Sinocyclocheilus xunlensis*.

***Schizopygopsis kessleri makianensis* Tchang, Yue & Huang, 1964 (Fig. 42)**
 = *Schizopygopsis younghusbandi* Regan, 1905

Holotype. 44745 ♀ (TS-006), Majiang River, Majiang Town, Nimu County, Lasa City, Xizang Province, P. R. China, May 3, 1961.

Paratypes. 44719 (TS-004), 46086-46087 (TS-008-TS-009), collected with holotype.

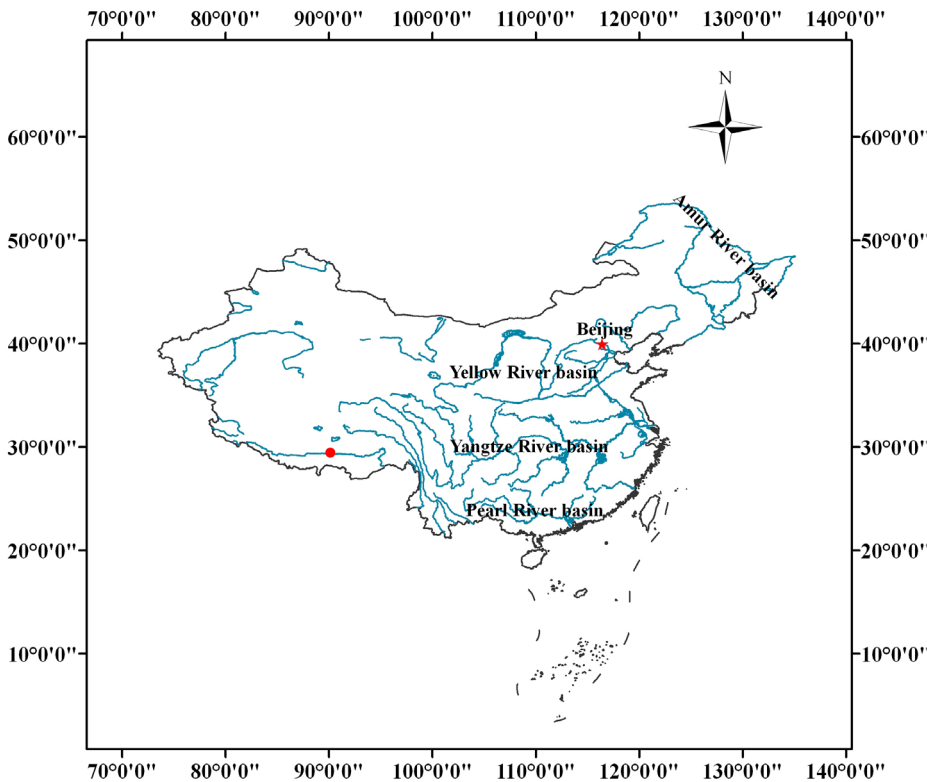


FIGURE 42. Holotype 44745 and type locality of *Schizopygopsis kessleri makianensis*.

***Schizopygopsis wui* Tchang, Yue & Huang, 1964 (Fig. 43)**

= *Schizopygopsis younghusbandi* Regan, 1905

Holotype. 44811 ♀ (TS-190), 44815 ♂ (TS-201), Angren Lake, Angren County, Xizang Province, P. R. China, Jul. 29, 1961.
 Paratypes. 44809 (TS-188), 44812-44814 (TS-195, TS-198-TS-199), 44817-44819 (TS-203, TS-206, TS-208), 46095 (TS-186), 46098-46101 (TS-214-TS-215, TS-218-TS-219), collected with holotype.

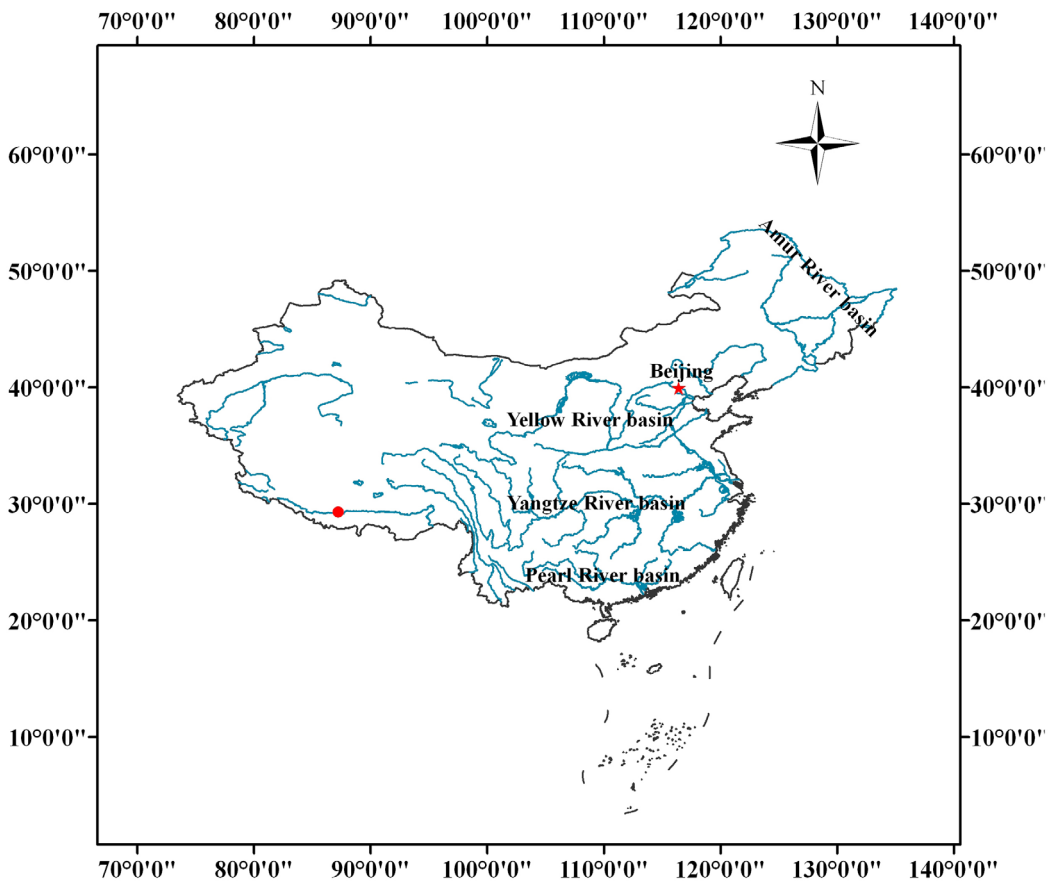


FIGURE 43. Holotype 44811 and type locality of *Schizopygopsis wui*.

Family Cobitidae

Leptobotia punctatus Li, Li & Chen, 2008 (Fig. 44)
 = *Leptobotia punctata* Li, Li & Chen, 2008

Paratype. 176620 (07XPRFRI006), Xijiang River basin: Qianjiang River, Guiping County, Guangxi Province, P. R. China, Oct., 2007.

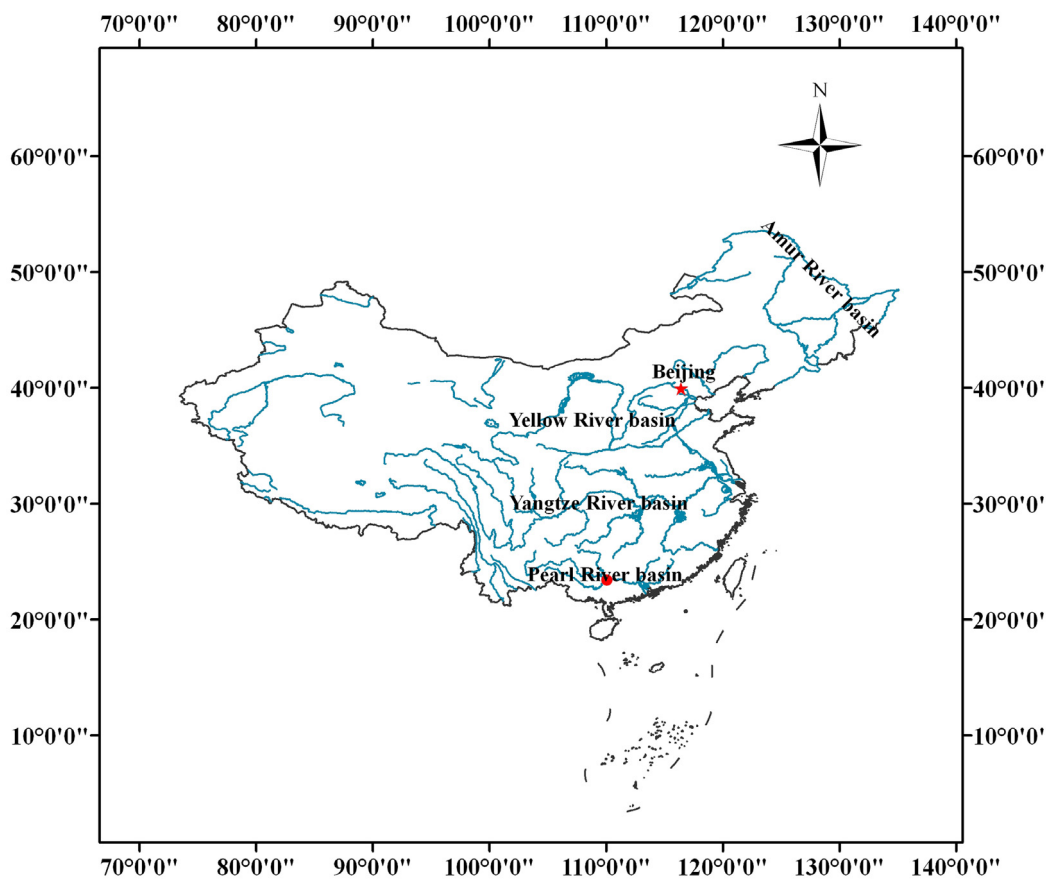


FIGURE 44. Paratype 176620 and type locality of *Leptobotia punctatus*.

***Paralepidocephalus yui* Tchang, 1935 (Fig. 45)**

Holotype. 17672 (11678), Shiping County, Yunnan Province, P. R. China, May. 26, 1933.

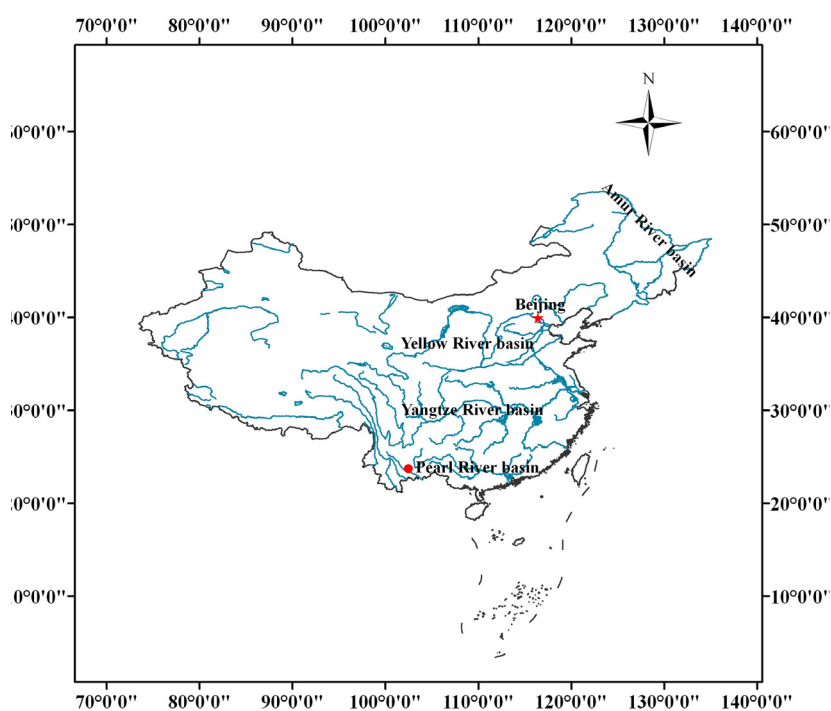


FIGURE 45. Holotype 17672 and type locality of *Paralepidocephalus yui*.

Family Balitoridae

***Beaufortia polliciformis* Dai, 1981 (Fig. 46)**

= *Beaufortia cyclica* Chen, 1980

Holotype. 60296 ♂ (751842), Donggui Village, Shuikou Town, Longzhou City, Guangxi Province, P. R. China, Nov. 12, 1975.

Allotype: 60297 ♀ (743468), locality with holotype, Apr. 24, 1974.

Paratypes. 60298 (751843), collected with holotype; 60299-60325 (752320-752326, 752328-752330, 752333, 752335-752350), collected with allotype.

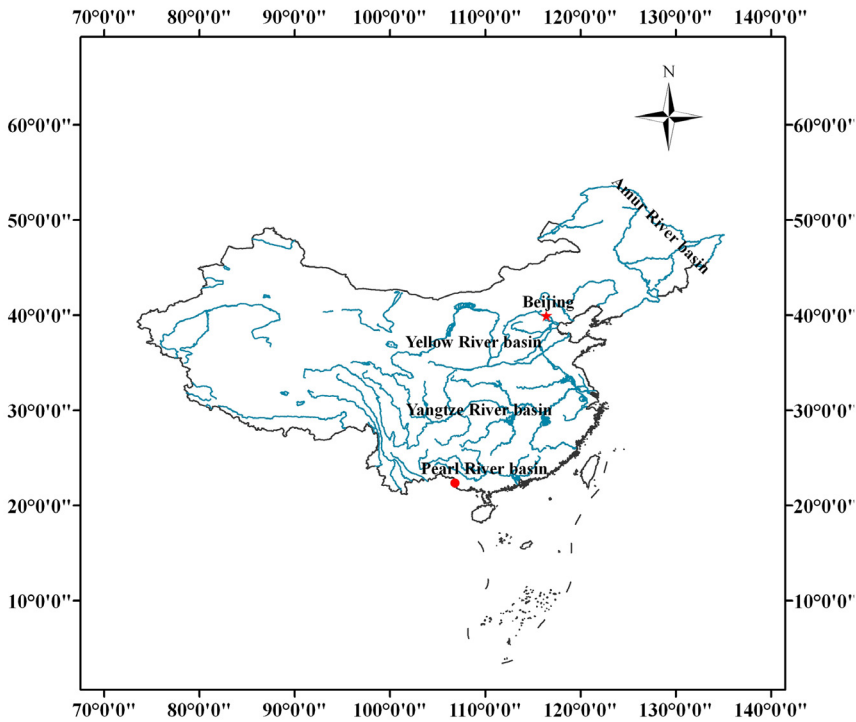


FIGURE 46. Allotype 60297 and type locality of *Beaufortia polliciformis*.

***Lepturichthys dolichopterus* Dai, 1985 (Fig. 47)**

Holotype. 60822 ♂ (770428), upper Minjiang River: Nanping County, Fujian Province, P. R. China, Apr. 18, 1977.
 Paratypes. 60823 (770062), Fudunxi River, Shaowu City, Fujian Province, P. R. China, Apr. 9, 1977; 60824-60828 (770713, 770718-770721), upper Minjiang River: Jianxi River, Jian'ou City, Fujian Province, P. R. China, May 19-28, 1977.

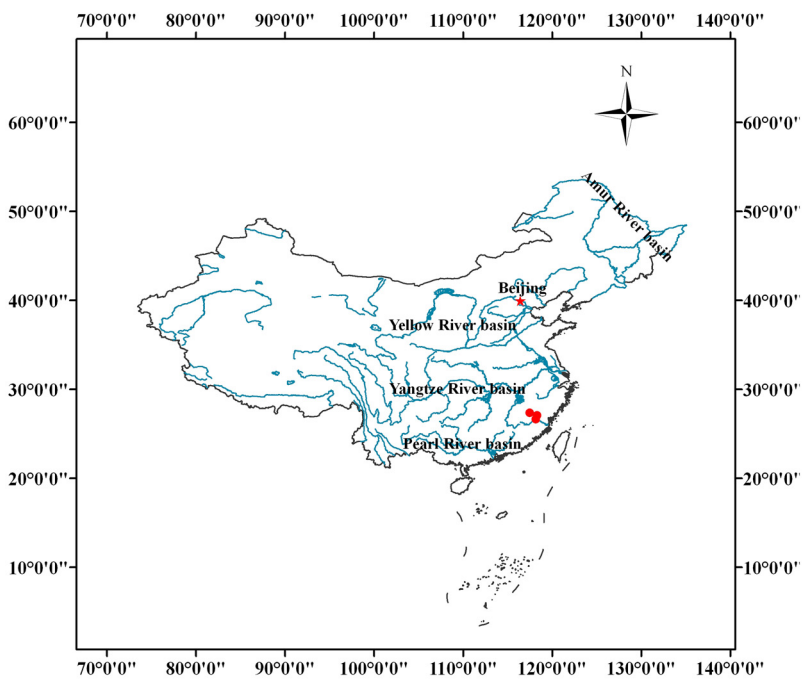


FIGURE 47. Paratype 60823 and localities of holotype and paratypes of *Lepturichthys dolichopterus*.

***Vanmanenia homalocephala* Zhang & Zhao, 2000 (Fig. 48)**

Holotype. 70180, Liujiang River basin: a small tributary of Luoqingjiang River, Baishou Town, Yongfu County, Guangxi Province, P. R. China, May 13, 1999.

Paratype. 70181, collected with holotype.

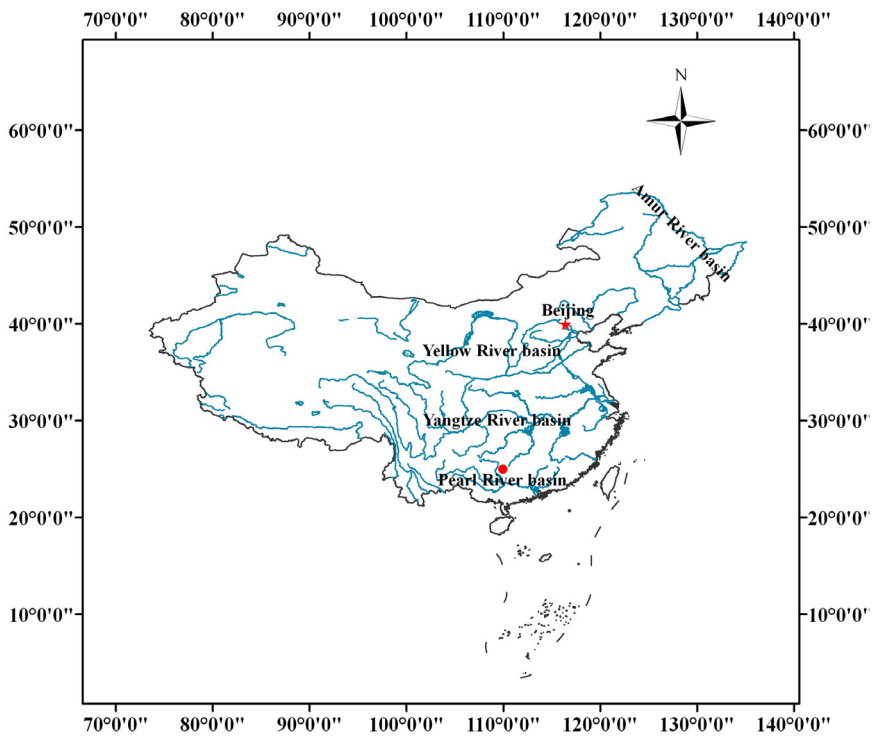


Figure 48. Holotype 70180 and type locality of *Vanmanenia homalocephala*.

Family Nemacheilidae

Heminoemacheilus zhengbaoshani Zhu & Cao, 1987 (Fig. 49)

Holotype. 61075 (741802), underground river, Du'an County, Guangxi Province, P. R. China, Jun. 26, 1974.
 Paratypes. 61076-61077 (741804-741805), collected with holotype.

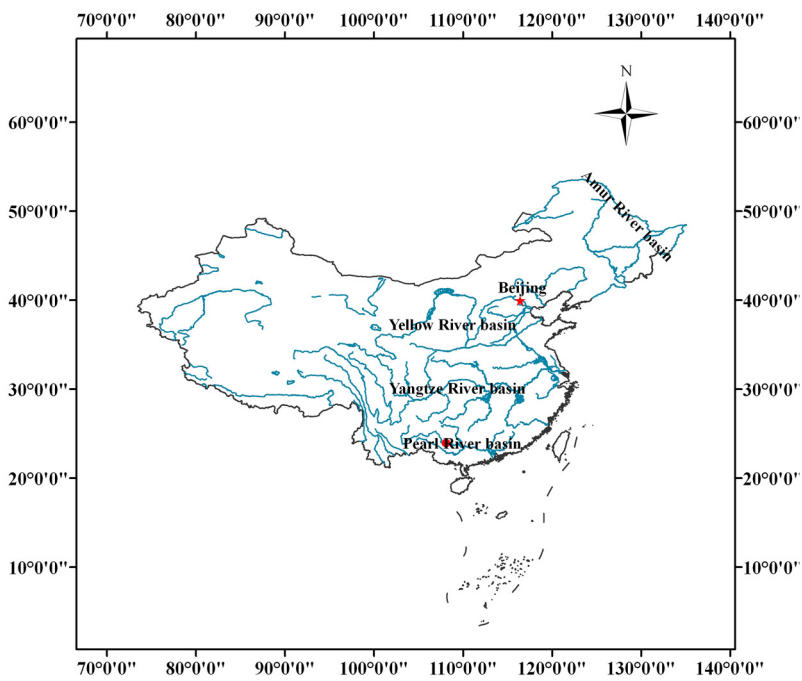


FIGURE 49. Holotype 61075 and type locality of *Heminoemacheilus zhengbaoshani*.

***Nemacheilus bellibarus* Tchang, Yueh & Hwang, 1963 (Fig. 50)**
 = *Triplophysa bellibarus* (Tchang, Yueh & Hwang, 1963)

Holotype. 43173 ♂ (TS-409), upper Nianchuhe River, Laxi Town, Xizang Province, P. R. China, May 18, 1961.

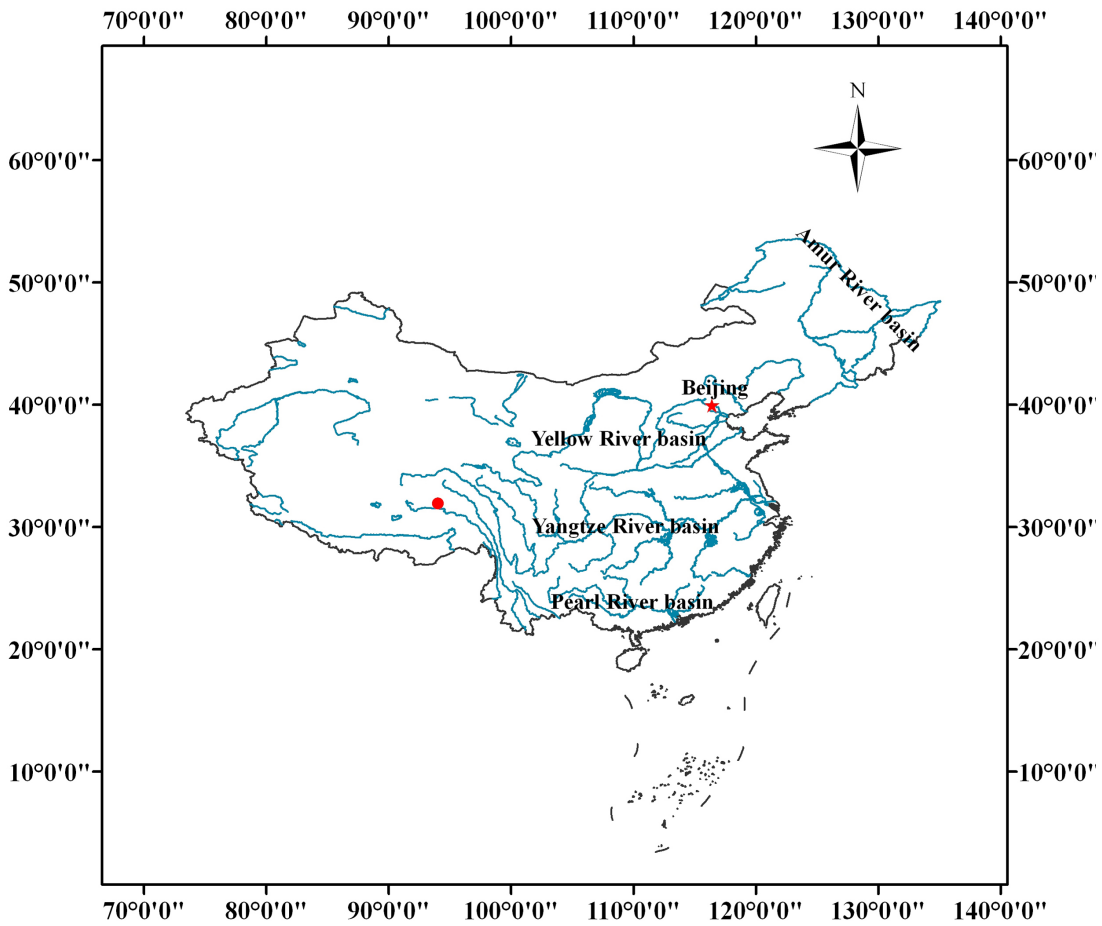


FIGURE 50. Holotype 43173 and type locality of *Nemacheilus bellibarus*.

***Nemacheilus minutus* Li, 1966 (Fig. 51)**
 = *Triplophysa minuta* (Li, 1966)

Holotype. 52572 ♀ (NK64-1693), Carague Reservoir, Shanshan County, Xinjiang Uygur Autonomous Region, P. R. China, Jun. 28, 1964.

Paratypes. 52571 (NK64-1692), 52573-52574 (NK64-1696, NK64-1698), collected with holotype.

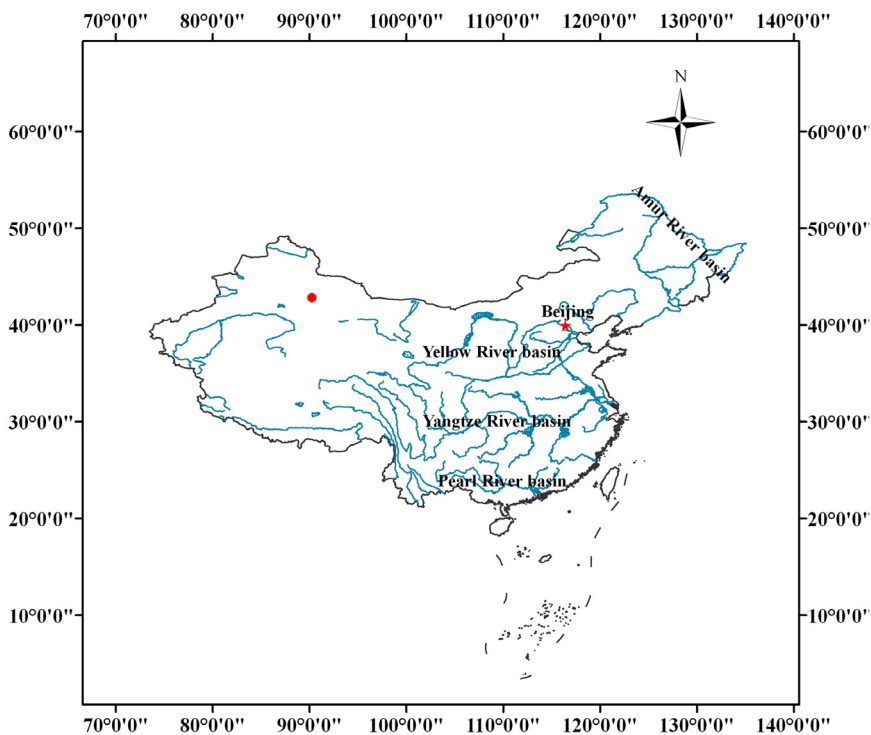


FIGURE 51. Holotype 52572 and type locality of *Nemacheilus minutus*.

***Nemacheilus wuweiensis* Li & Chang, 1974 (Fig. 52)**
 = *Triplophysa wuweiensis* (Li & Chang, 1974)

Holotype. 62817 ♂ (G65-243), small ditch, outside northern gate, Wuwei City, Gansu Province, P. R. China, May 30, 1965.

Allotype. 62818 ♀ (G65-241), collected with holotype.

Paratypes. 62819-62825 (G65-244-G65-249, G65-254), 62829-62831 (G65-253, G65-259, G65-252), 62834-62835 (G65-251, G65-255), 62837 (G65-258), collected with holotype.

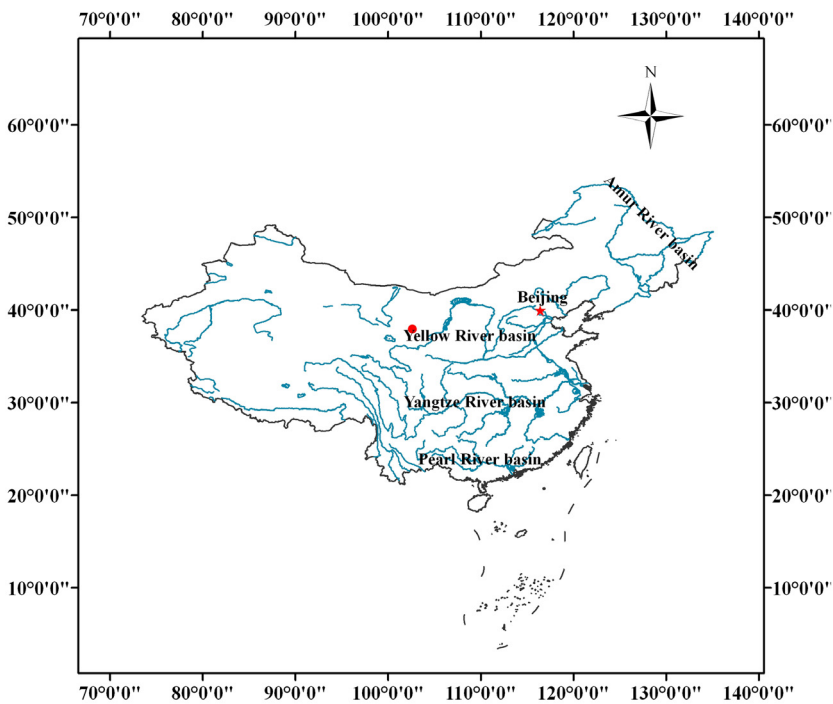


FIGURE 52. Allotype 62818 and type locality of *Nemacheilus wuweiensis*.

***Nemacheilus yarkandensis nordkansuensis* Li & Chang, 1974 (Fig. 53)**
 = *Hedinichthys yarkandensis* (Day, 1877)

Holotype. 65950 (G65-052), Shulehe River, Shuangbaota reservoir, Anxi County, Gansu Province, P. R. China, May 18, 1965.
 Paratypes. 65951-65952 (G65-057, G65-055), 65954 (G65-053), 65957 (G65-056), 65959-65961 (G65-050, G65-051, G65-054), 65963-65964 (G65-058, G65-049), collected with holotype.

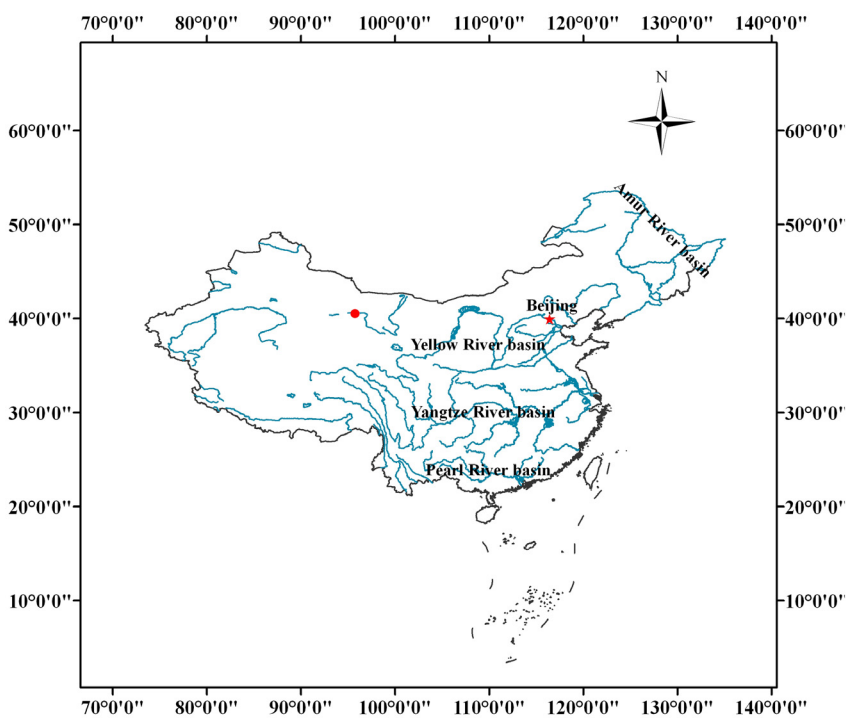


FIGURE 53. Holotype 65950 and type locality of *Nemacheilus yarkandensis nordkansuensis*.

***Nemacheilus zamegacephalus* Zhao, 1985 (Fig. 54)**
 = *Qinghaichthys zamegacephala* (Zhao, 1985)

Syntypes. 54884-54885 (K63-1440-K63-1441), 60189-60200 (K63-1442-K63-1445), Xiaohaizi, Chubashi, Bachu County, Tarim Basin, Xinjiang Uygur Autonomous Region, P. R. China, Aug. 11, 1963.

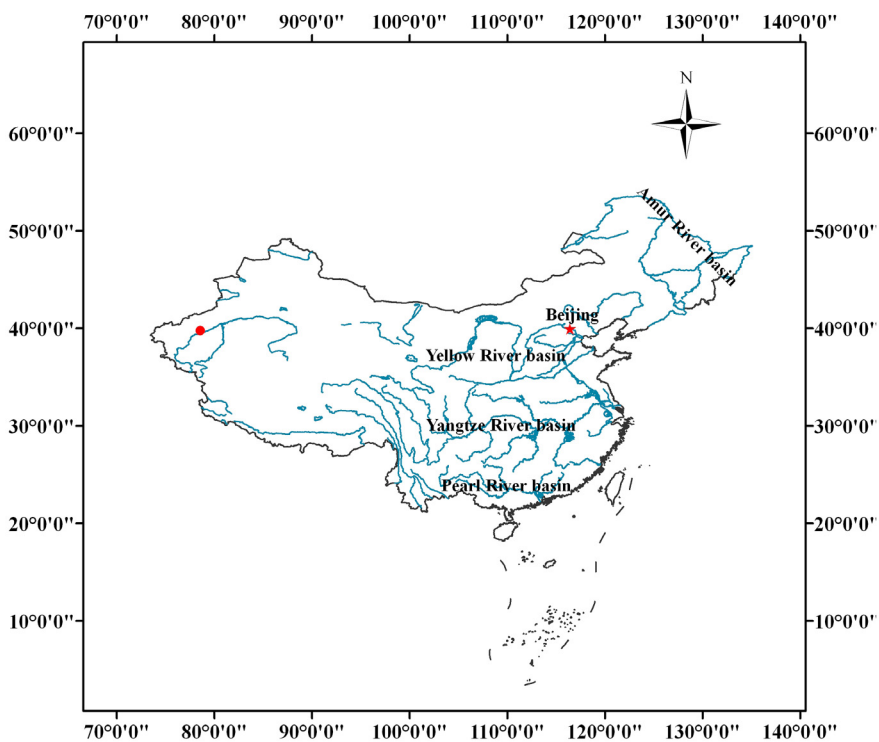


Figure 54. Syntype 60189 and type locality of *Nemacheilus zamegacephalus*.

***Oreonectes anophthalmus* Zheng, 1981 (Fig. 55)**

Holotype. 60294 (77001), Taiji Cave, Qifeng Mountain, Chengxiang Community, Wuming County, Guangxi Province, P. R. China, Nov., 1977.

Paratype. 60295 (77004), collected with holotype.

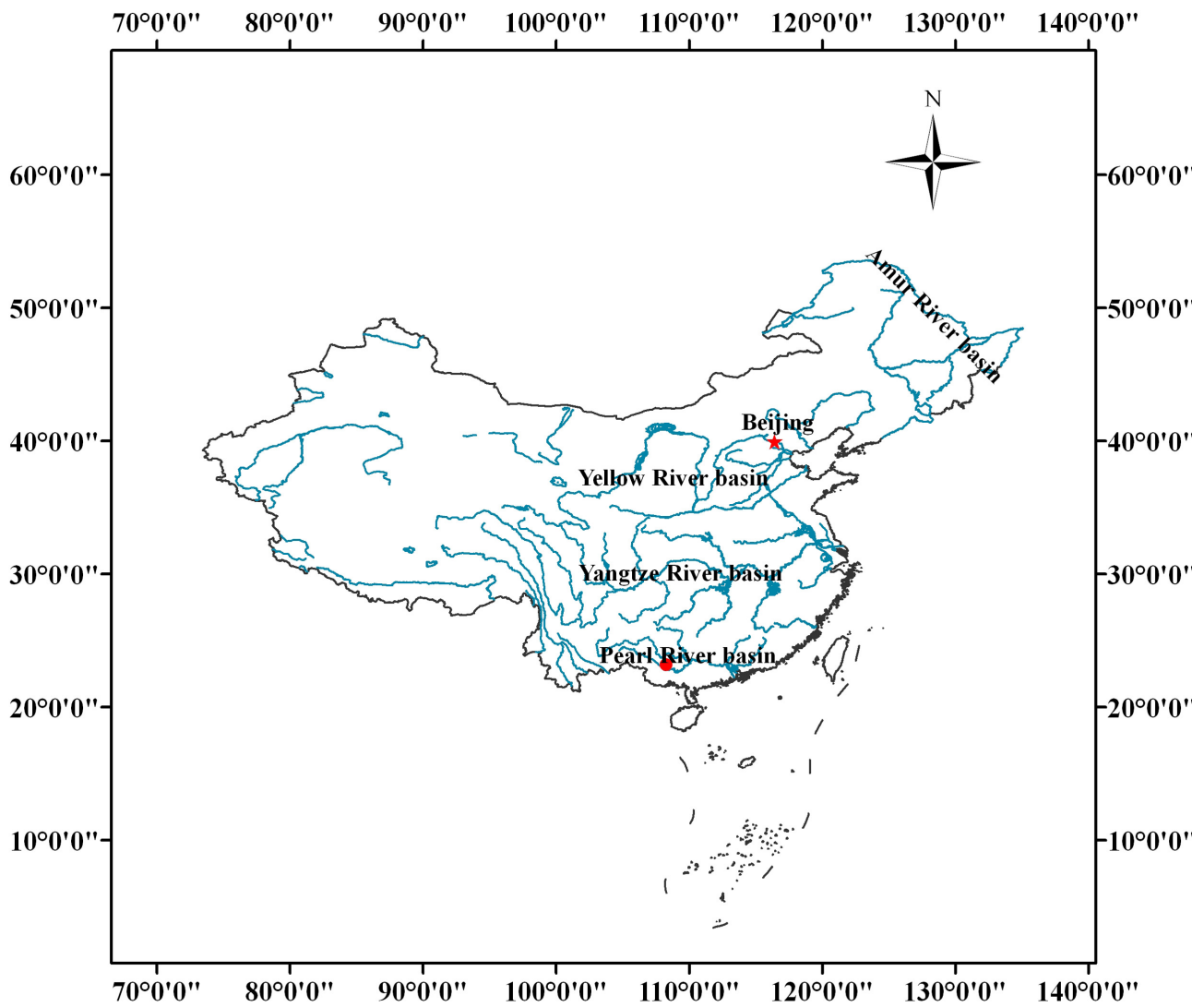


Figure 55. Type locality of *Oreonectes anophthalmus*.

***Oreonectes elongatus* Tang, Zhao & Zhang, 2012 (Fig. 56)**

Holotype. 189288, Donglei Cave, Mulun Natural Reserve, Mulun Town, Huanjiang County, Guangxi Province, P. R. China, Nov., 2009.

Paratype. 189289, collected with holotype.

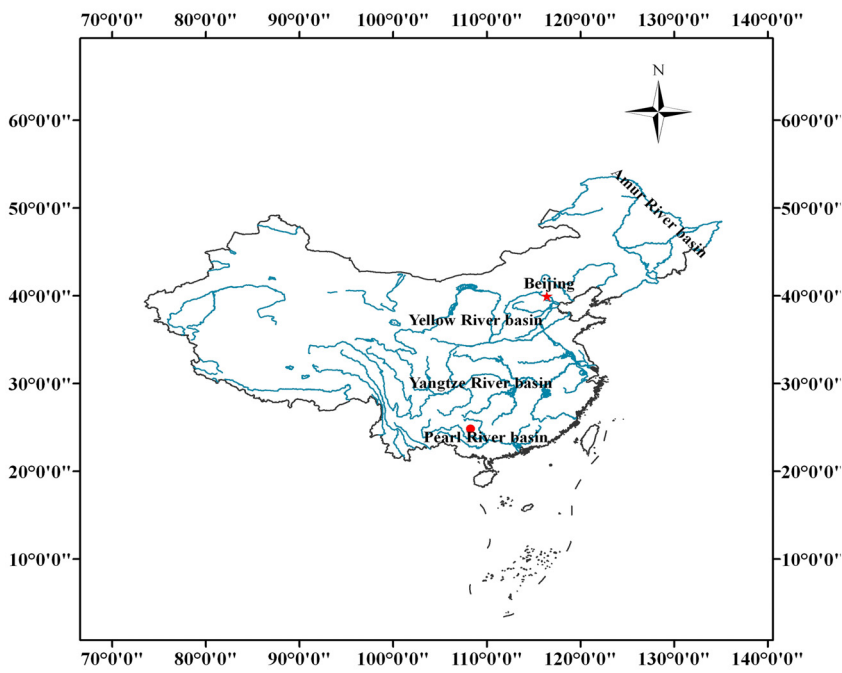


FIGURE 56. Holotype 189288 and type locality of *Oreonectes elongates*.

***Oreonectes translucens* Zhang, Zhao & Zhang, 2006 (Fig. 57)**

Holotype. 94785, roadside cave, Xiaao Village, Du'an County, Guangxi Province, P. R. China, Nov., 1999.
 Paratypes. 94786-94787, collected with holotype.

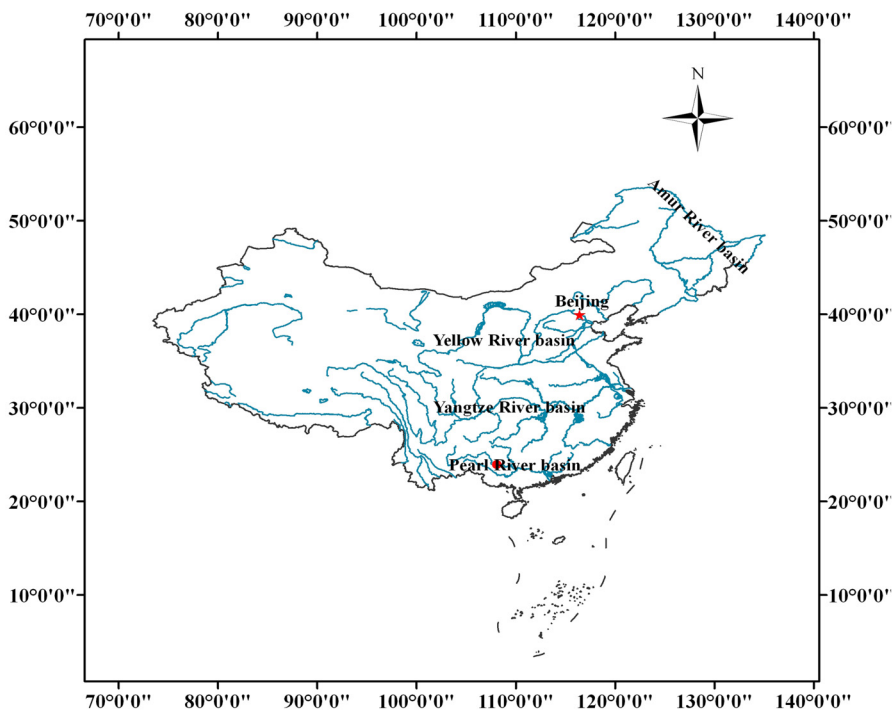


FIGURE 57. Holotype 94785 and type locality of *Oreonectes translucens*.

***Paranemachilus genilepis* Zhu, 1983 (Fig. 58)**

Holotype. 60382 (790002), underground river, Changping Community, Fusui County, Guangxi Province, P. R. China, Sept. 9, 1979.

Paratypes. 60383-60396 (790004-790007, 790010-790012, 790014-790020), collected with holotype.

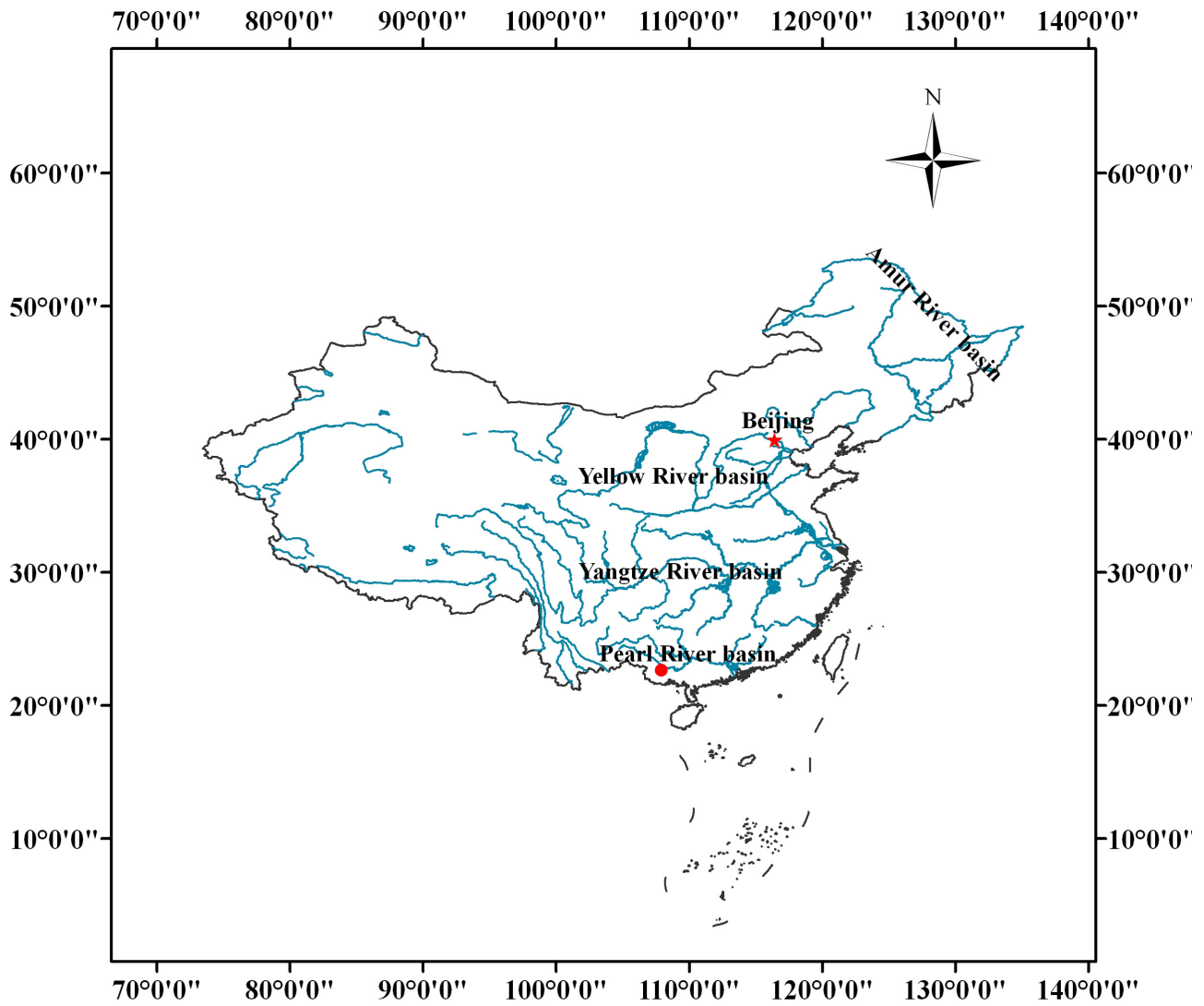


FIGURE 58. Type locality of *Paranemachilus genilepis*.

***Triplophysa bashanensis* Xu & Wang, 2009 (Fig. 59)**

Paratypes. 179814-179823 (SIZ6-X-13-SIZ-X-22), Jialingjiang River basin: Bashuihe River of upper Tongjiang River, Loufang Village, Dahe Town, Xixiang County, Shannai Province, P. R. China, Oct., 2006.

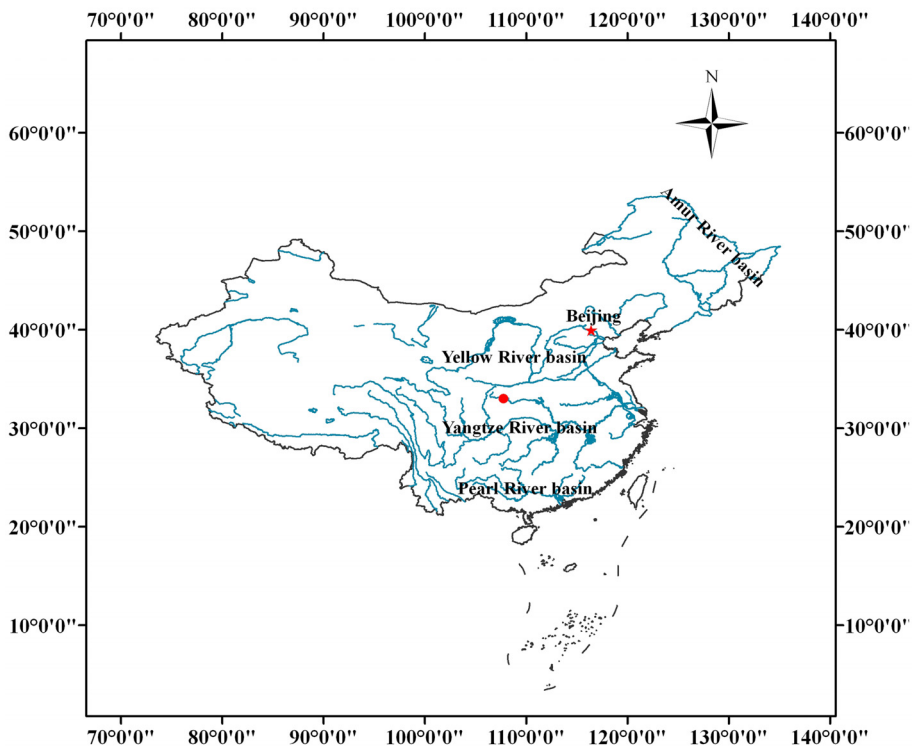


FIGURE 59. Paratype 179814 and type locality of *Triplophysa bashanensis*.

***Triplophysa longipectoralis* Zheng, Du, Chen & Yang, 2009 (Fig. 60)**

Paratype. 177636 (2001004577), Xunle Village, Huanjiang County, Hechi City, Guangxi Province, P. R. China, May, 2001.

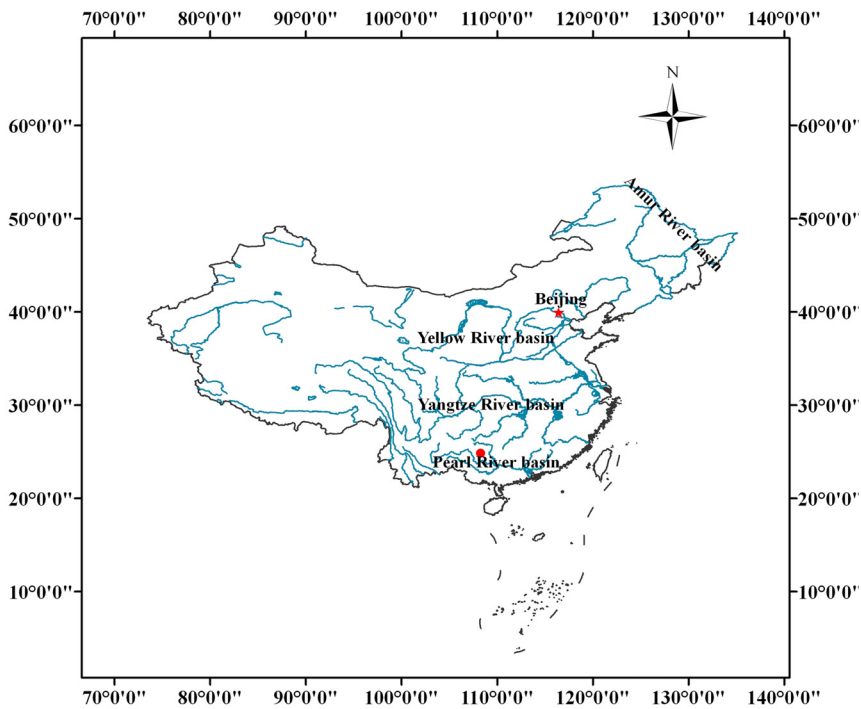


FIGURE 60. Paratype 177636 and type locality of *Triplophysa longipectoralis*.

***Triplophysa yaopeizhii* Xu, Zhang & Cai, 1995 (Fig. 61)**

Holotype. 64753 ♀ (92801262), Jinshajiang River basin: Juegong County, Gongjue County, Xizang Province, P. R. China, Aug., 1992.

Paratypes. 64754-64756 (9280696, 9280778, 9280877), Jinshajiang River basin: Jiangda County, Xizang Province, P. R. China, Aug., 1992; 64757-64759 (9281258, 9281316, 9280920), collected with holotype.

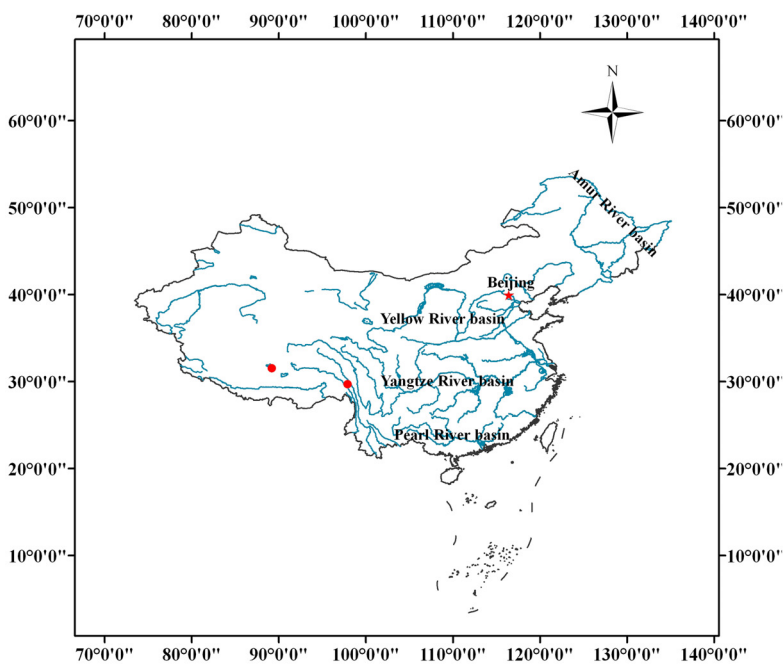


FIGURE 61. Paratype 64757 and localities of holotype and paratypes of *Triplophysa yaopeizhii*.

***Yunnanilus longidorsalis* Li, Tao & Lu, 2000 (Fig. 62)**

Paratype. 73118 (9411003), Nanpanjiang River basin: Longtan, Agang Town, Luoping County, Yunnan Province, P. R. China, Nov., 1994.

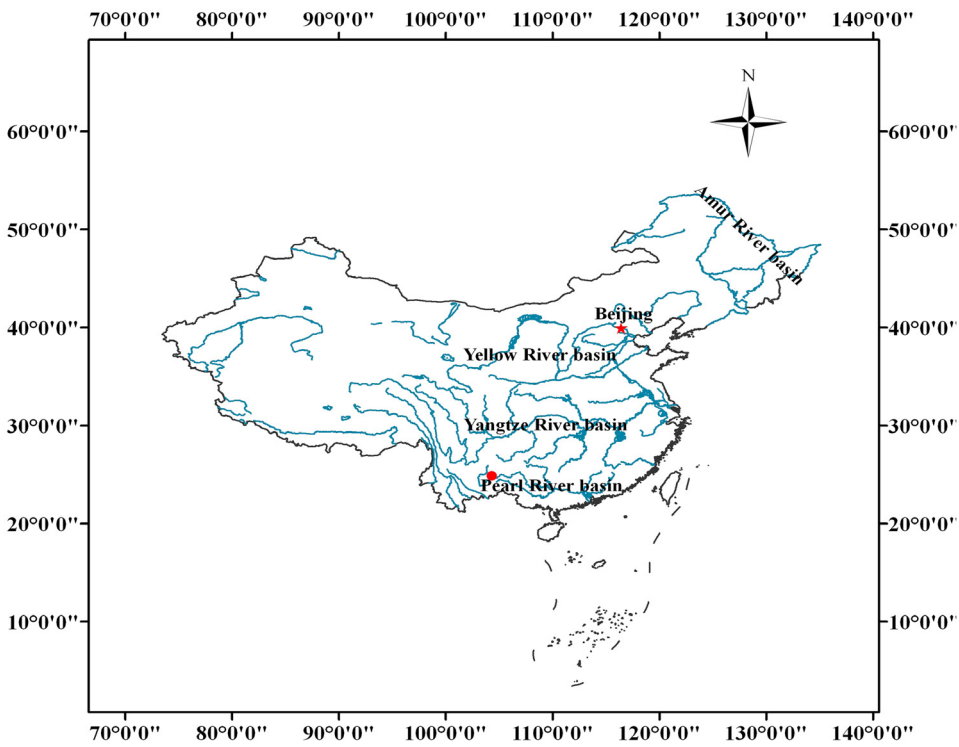


FIGURE 62. Paratype 73118 and type locality of *Yunnanilus longidorsalis*.

***Yunnanilus macrolepis* Li, Tao & Mao, 2000 (Fig. 63)**
 = *Yunnanilus paludosus* Kottelat & Chu, 1988

Paratype. 73117 (9307003), Nanpanjiang River basin: Longtan, Xuetian Town, Luoping County, Yunnan Province, P. R. China, Jul., 1993.

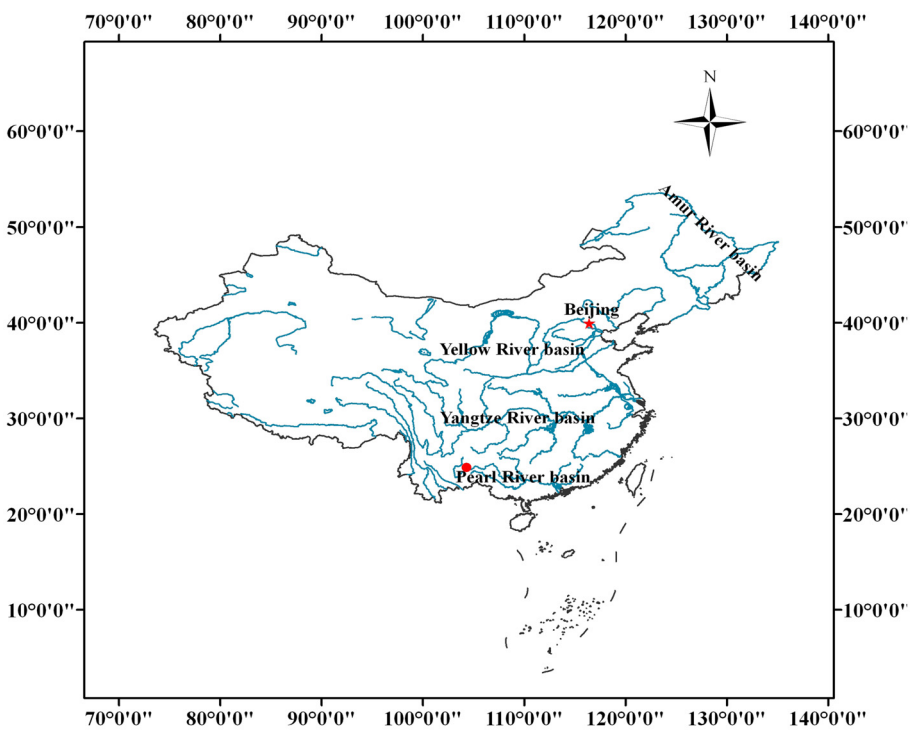


FIGURE 63. Paratype 73117 and type locality of *Yunnanilus macrolepis*.

***Yunnanilus nanpanjiangensis* Li, Mao & Lu, 1994 (Fig. 64)**

Allotype: 78386 ♀ (9191104), Nanpanjiang River basin: outlet of underground water, Agang Village, Luoping County, Yunnan Province, P. R. China, Sept. 1, 1991.

Paratypes. 78387-78389 (9191125, 9191135, 9191156), collected with allotype.

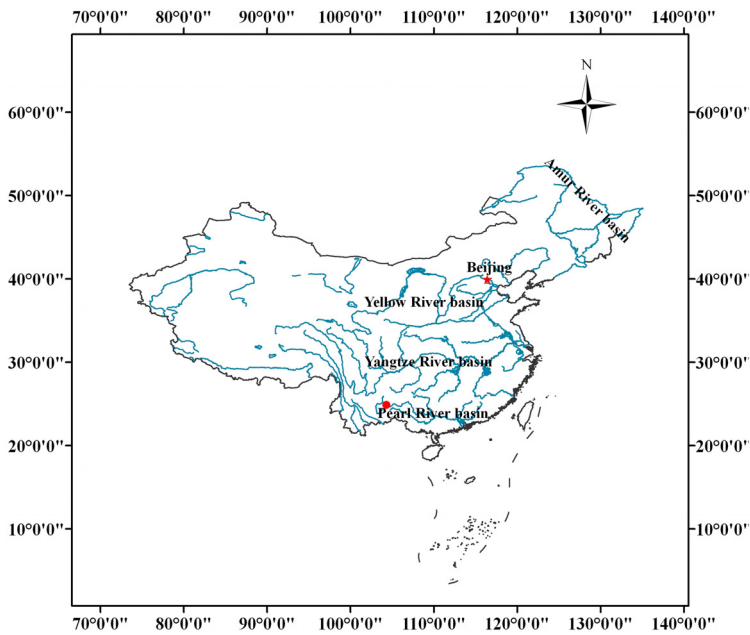


FIGURE 64. Allotype 78386 and type locality of *Yunnanilus nanpanjiangensis*.

Order Siluriformes
Family Bagridae

***Leiocassis hainanensis* Tchang, 1935 (Fig. 65)**
 = *Hemibagrus hainanensis* (Tchang, 1935)

Holotype. 19805 (12904), Lingshui County, Hainan Island, P. R. China, Jun. 16, 1934.

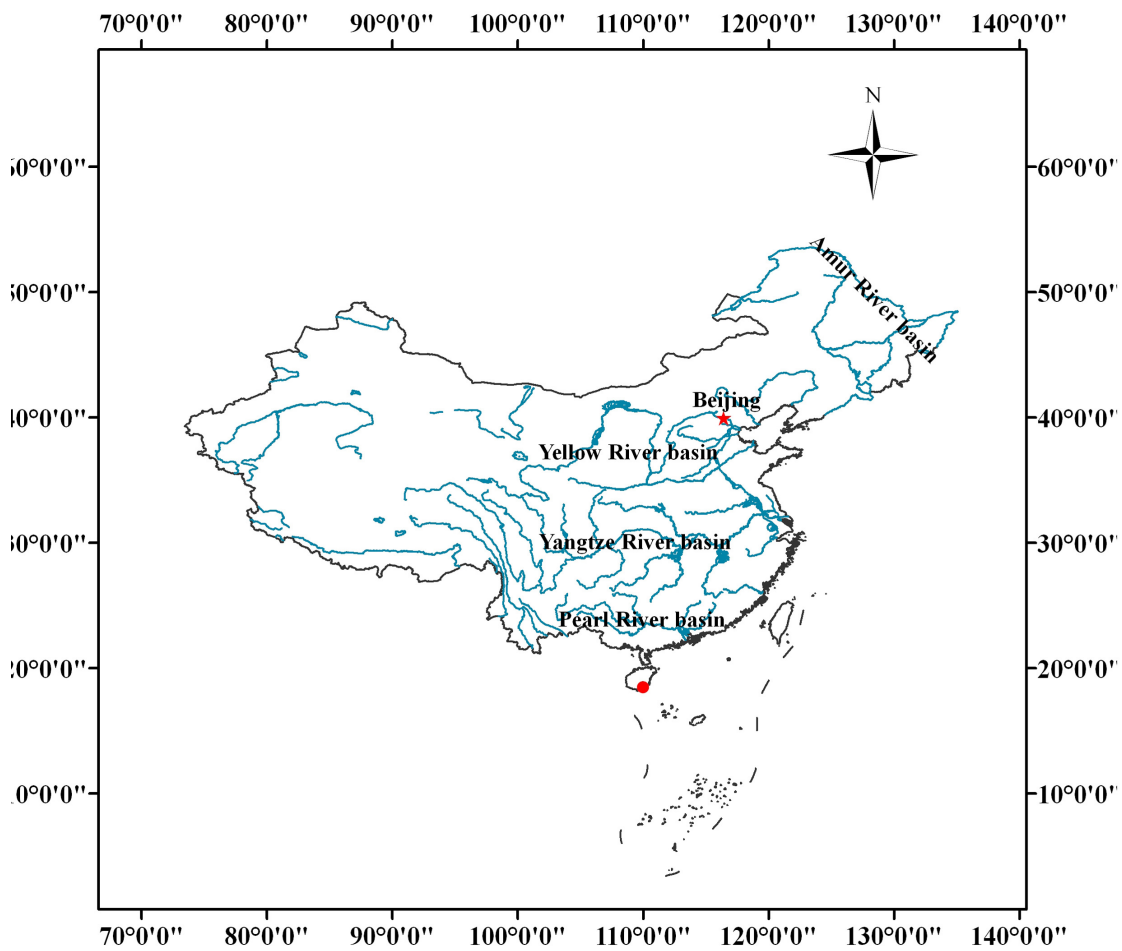


FIGURE 65. Holotype 19805 and type locality of *Leiocassis hainanensis*.

***Leiocassis kaifenensis* Tchang, 1934 (Fig. 66)**
= *Tachysurus kaifenensis* (Tchang, 1934)

Holotype. 19942 (8625), Kaifeng City, Henan Province, P. R. China, no date.

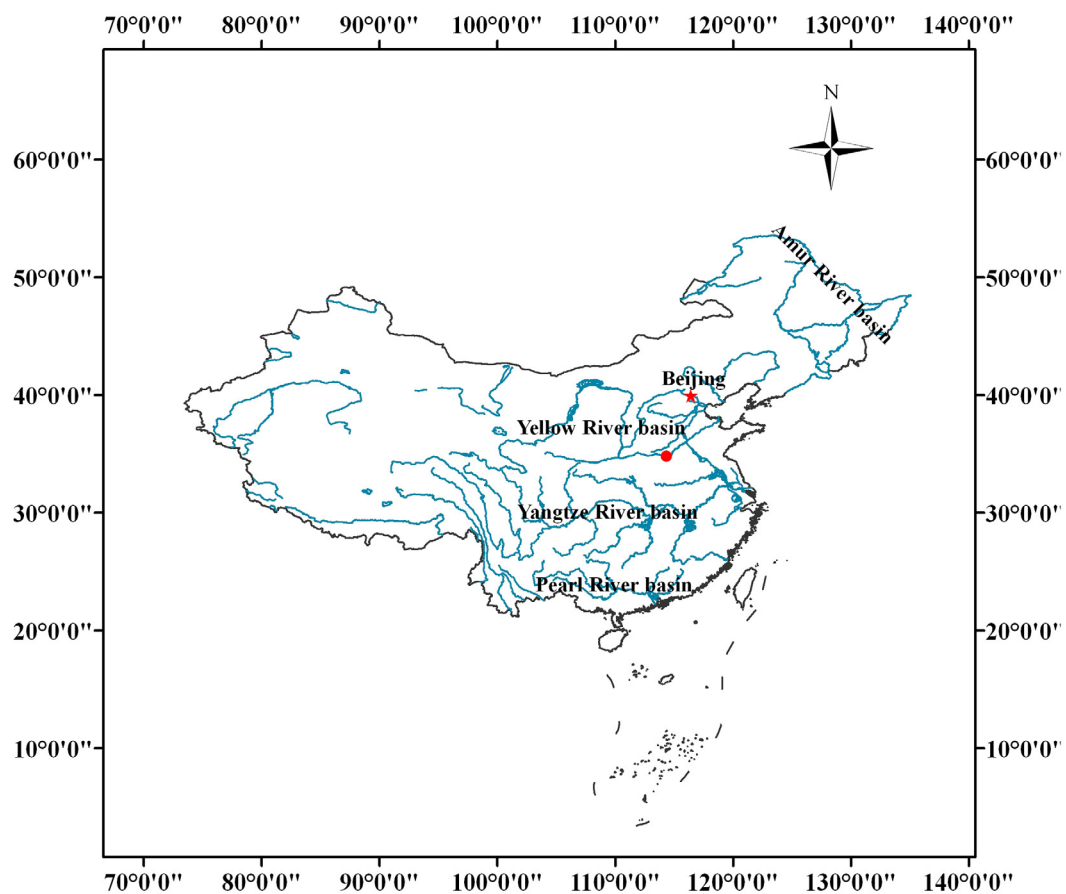


FIGURE 66. Holotype 19942 and type locality of *Leiocassis kaifenensis*.

Leiocassis lui Tchang & Shih, 1934 (Fig. 67)
= *Tachysurus brevicaudatus* (Wu, 1930)

Holotype. 19950 (9720), Sichuan Province, P. R. China, no date.

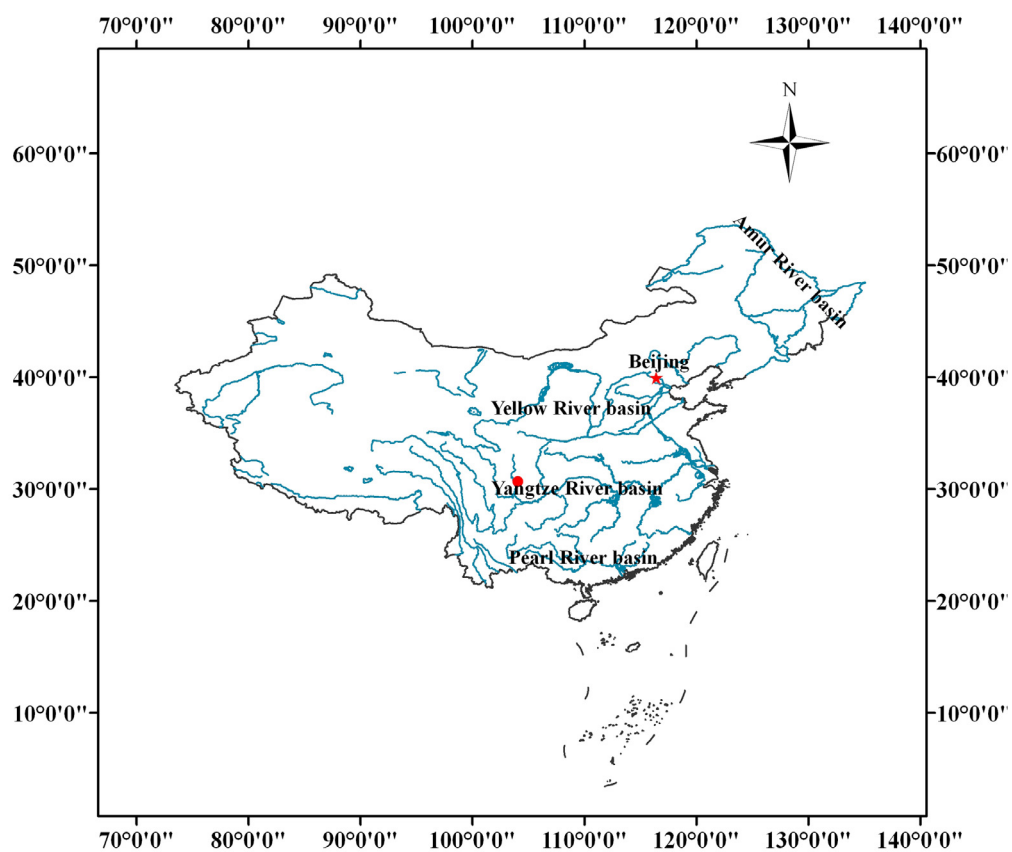


FIGURE 67. Holotype 19950 and type locality of *Leiocassis lui*.

Leiocassis sinyanensis Fu, 1935 (Fig. 68)
= *Pseudobagrus sinyanensis* (Fu), 1935

Holotype. 19944, Xinyang City, Henan Province, P. R. China, 1934-1935.

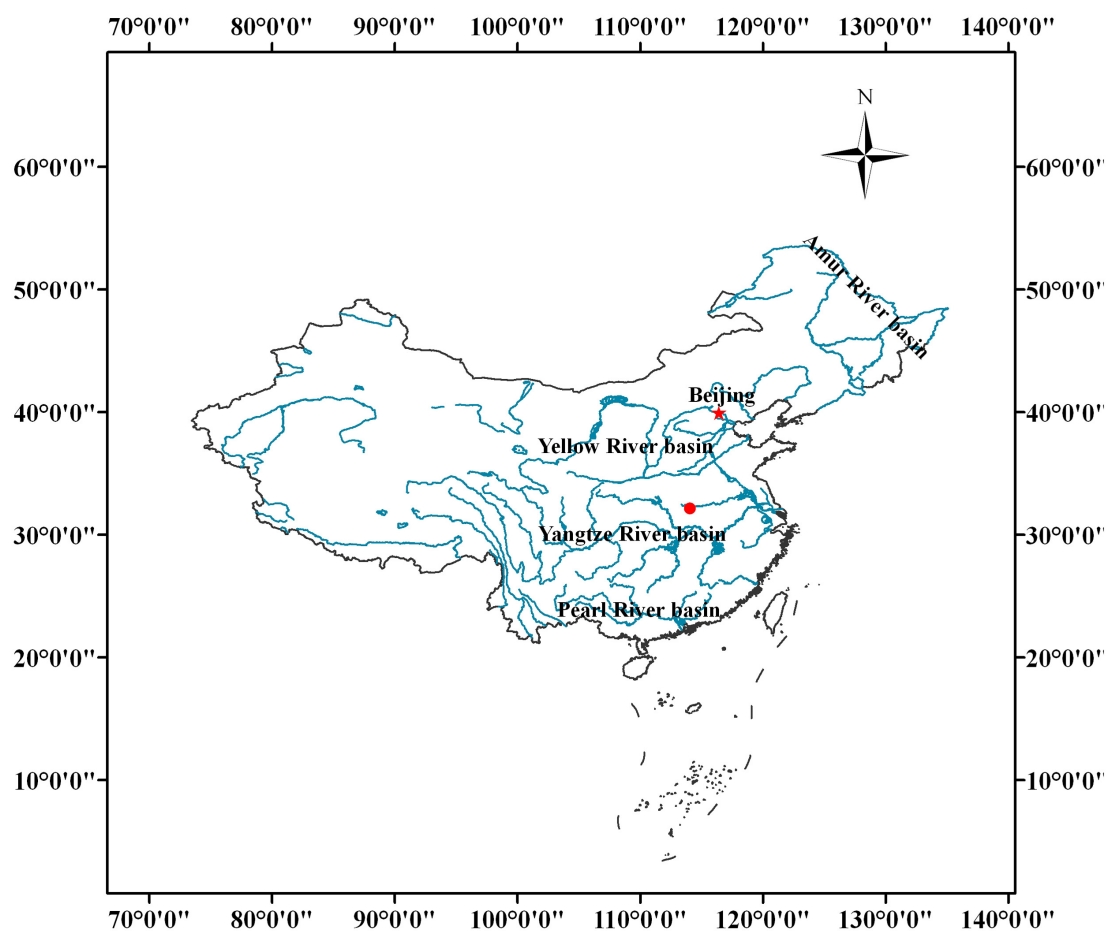


FIGURE 68. Holotype 19944 and type locality of *Leiocassis sinyanensis*.

Leiocassis trilineatus Zheng, 1979 (Fig. 69)
= *Tachysurus trilineatus* (Zheng, 1979)

Paratype. 58561 (76VII025), 62716, mountainous rivers, Suniu Community, Luofushan Mountain, Boluo County, Guangdong Province, P. R. China, Jul. 16, 1976.

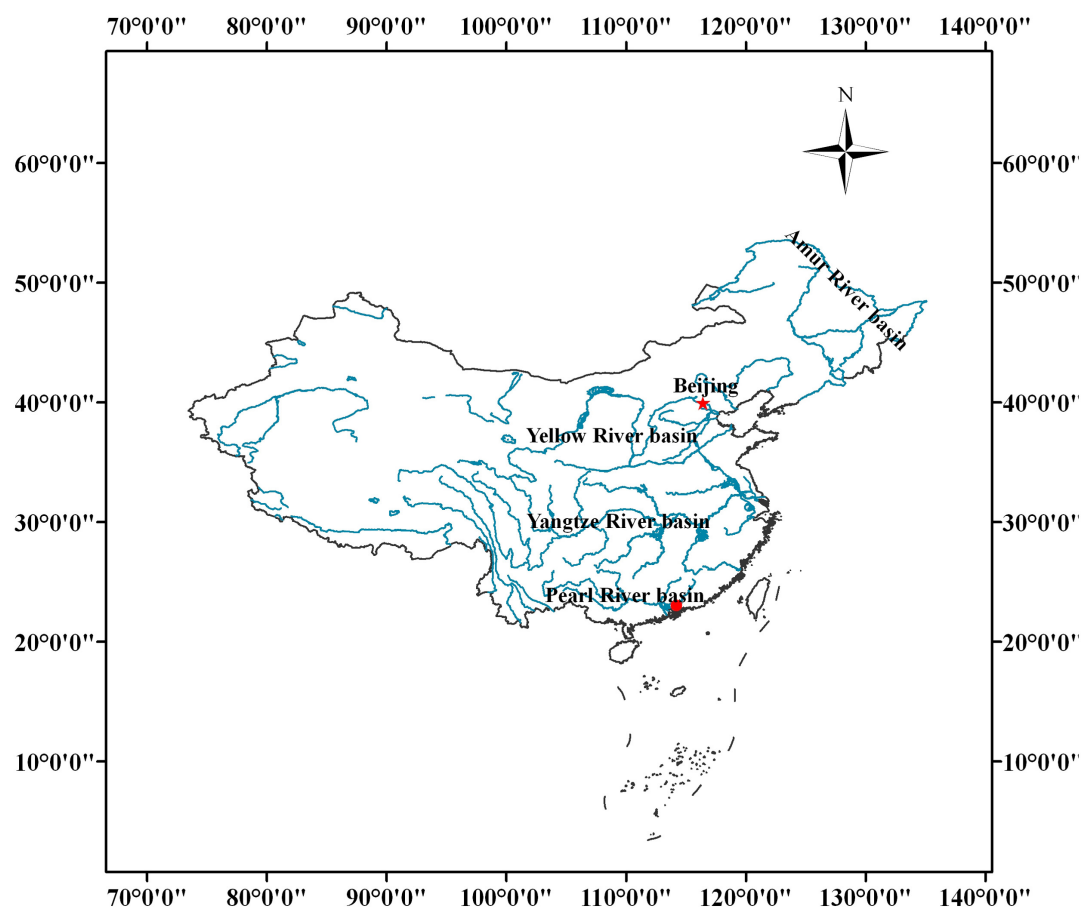


FIGURE 69. Paratype 58561 and type locality of *Leiocassis trilineatus*.

***Pseudobagrus kyphus* Mai, 1978 (Fig. 70)**
= *Tachysurus kyphus* (Mai, 1978)

Paratype. 72830, Qifu, Dai Community, Taiyuan Province, Vietnam, no date.

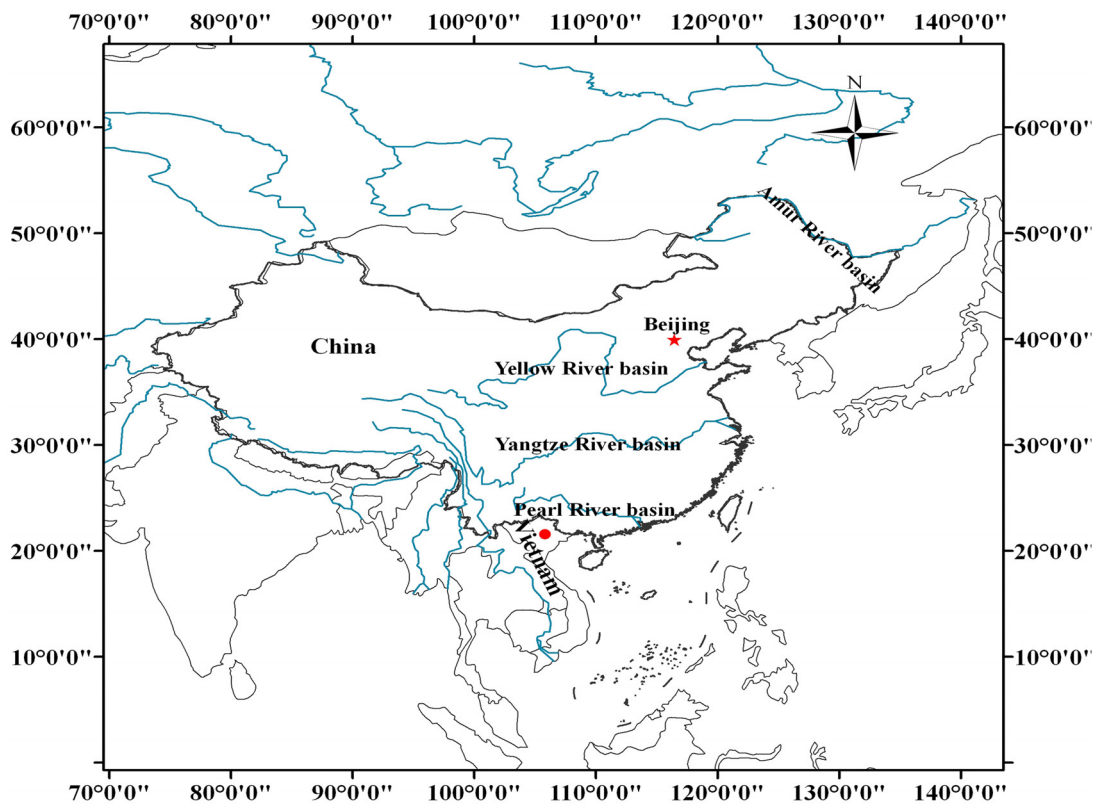


FIGURE 70. Paratype 72830 and type locality of *Pseudobagrus kyphus*.

***Pseudobagrus ondon* Shaw, 1930 (Fig. 71)**
= *Tachysurus ondon* Shaw, 1930

Holotype. 19951 (4449), Xinchang County, Zhejiang Province, P. R. China, Jul., 1929.

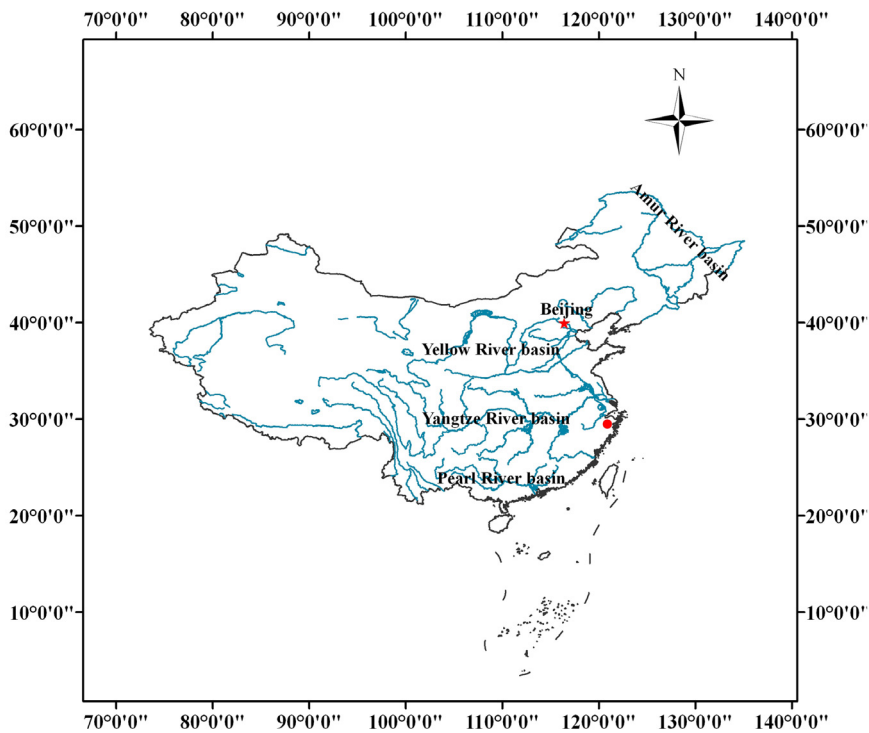


FIGURE 71. Holotype 19951 and type locality of *Pseudobagrus ondon*.

Family Siluridae

Silurus duanensis Hu, Lan & Zhang, 2004 (Fig. 72)

Holotype. 73176 (96050001), Hongshuihe River: Disu Town, Du'an County, Guangxi Province, P. R. China, May, 1996.

Paratypes. 73172-73173 (96050004, 96050011), 73175 (96050010), collected with holotype; 73174 (01050253), 73317-73318 (01050250, 01050271), locality with holotype, May 2, 2001; 73319-73327 (01060431-01060439), locality with holotype, Jun. 4, 2001.

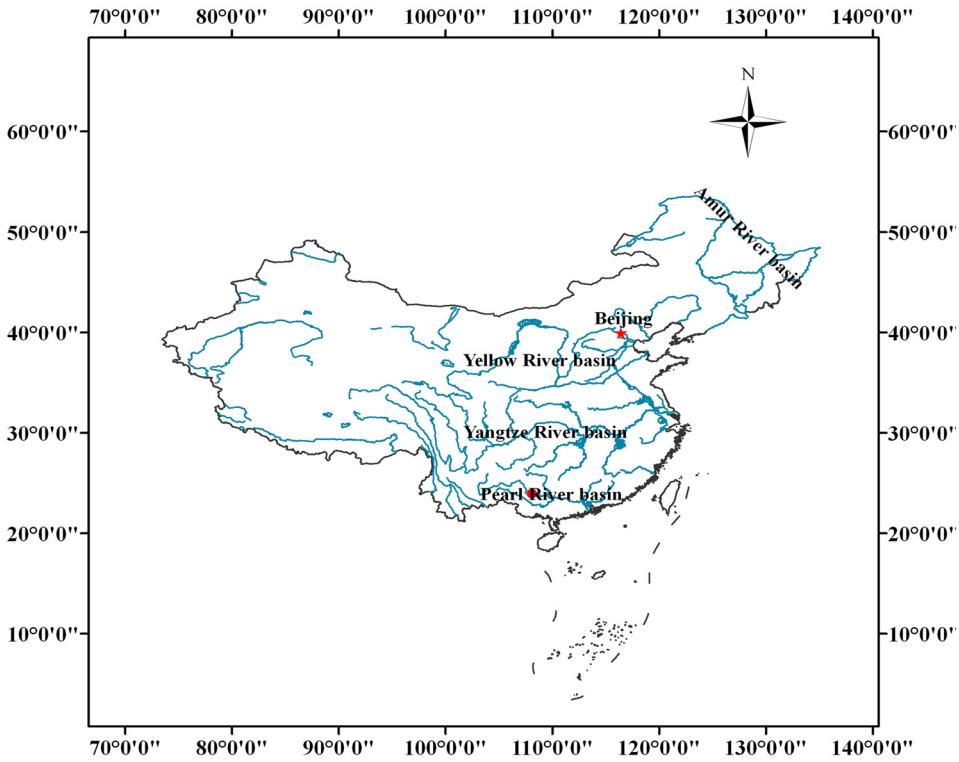



FIGURE 72. Paratype 73320 and type locality of *Silurus duanensis*.

Family Pangasiidae

***Sinopangasius semicultratus* Chang & Wu, 1965 (Fig. 73)**
 = *Pangasius krempfi* Fang & Cahux, 1949

Holotype. 56856 (56-1174), Beihai City, Guangxi Province, P. R. China, Apr. 5, 1956.

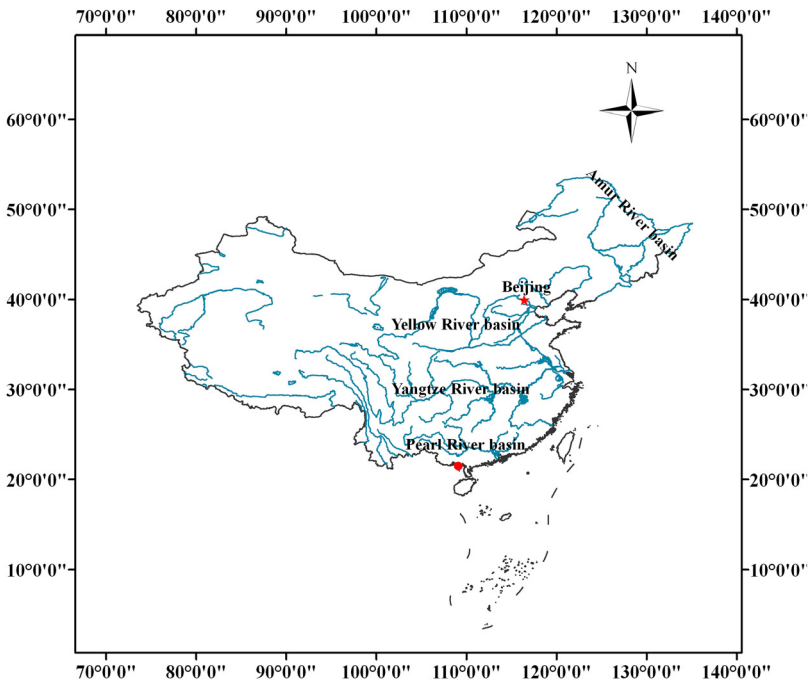


FIGURE 73. Holotype 56856 and type locality of *Sinopangasius semicultratus*.

Family Amblycipitidae

***Liobagrus kingi* Tchang, 1935 (Fig. 74)**

Holotype. 19825 (11673), Jinning County, Yunnan Province, P. R. China, Nov. 22, 1933.

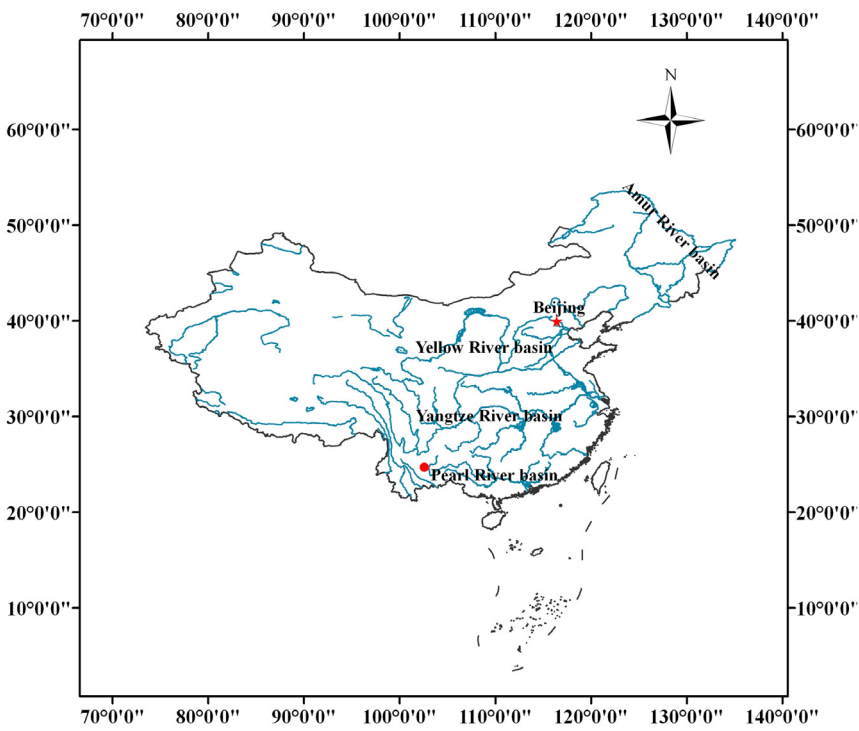


FIGURE 74. Holotype 19825 and type locality of *Liobagrus kingi*.

***Liobagrus xiurenensis* Yue, 1981 (Fig. 75)**

= *Xiurenbagrus xiurenensis* (Yue), 1981

Holotype. 63322 ♂ (751087), Xiurenhe River, Xiuren County, Lipu City, Guangxi Province, P. R. China, May 9, 1975.

Allotype: 60291 ♀ (751134), locality with holotype, May 10, 1975.

Paratypes. 60289-60290 (751089, 751133), 60292 (751135), collected with allotype, no date.

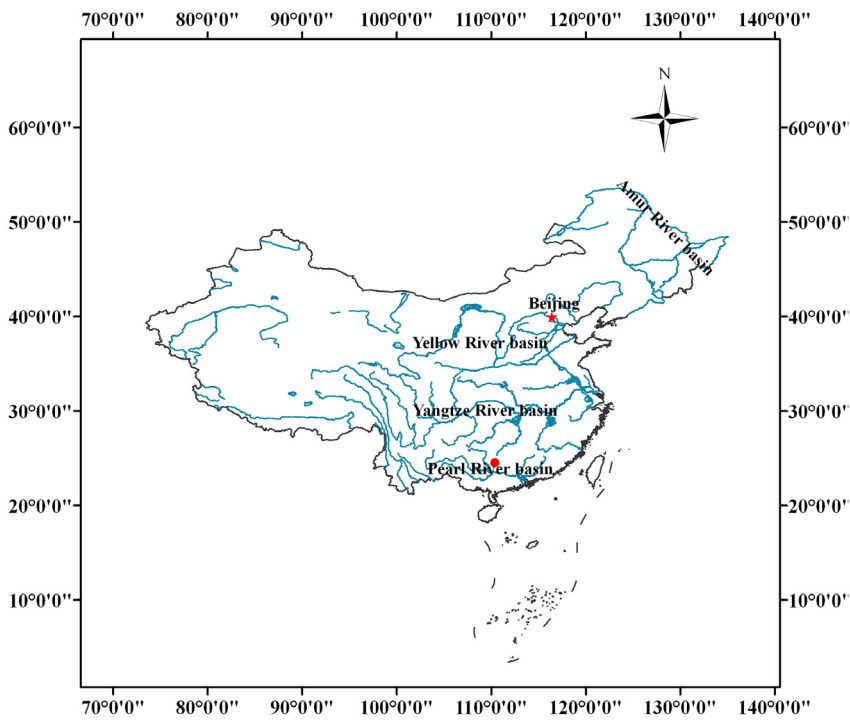


FIGURE 75. Holotype 63322 and type locality of *Liobagrus xiurenensis*.

***Xiurenbagrus gigas* Zhao & Zhang, 2004 (Fig. 76)**

Holotype. 72944 (00120629), Hongshuihe River: Du'an County, Guangxi Province, P. R. China, Mar., 2001.
 Paratype. 72943 (01030017), 72945-72947 (01030019, 01030013, 01030012), collected with holotype.

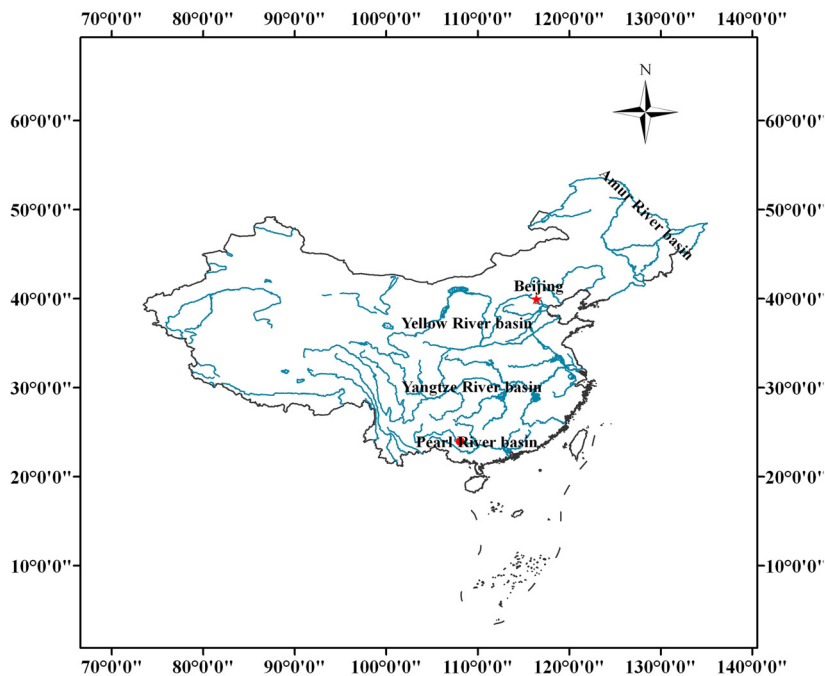


FIGURE 76. Holotype 72944 and type locality of *Xiurenbagrus gigas*.

Family Sisoridae

Euchiloglanis longicauda Yue, 1981 (Fig. 77)

= *Pareuchiloglanis longicauda* (Yue, 1981)

Holotype. 63323 ♂ (750443), Hongshuihe River basin: Panyanghe River, Jiazhuan Community, Bama County, Guangxi Province, P. R. China, Apr. 10, 1975.

Allotype: 60287 ♀ (750440), collected with holotype.

Paratypes. 60288 (750469), 74154 (750442), collected with holotype.

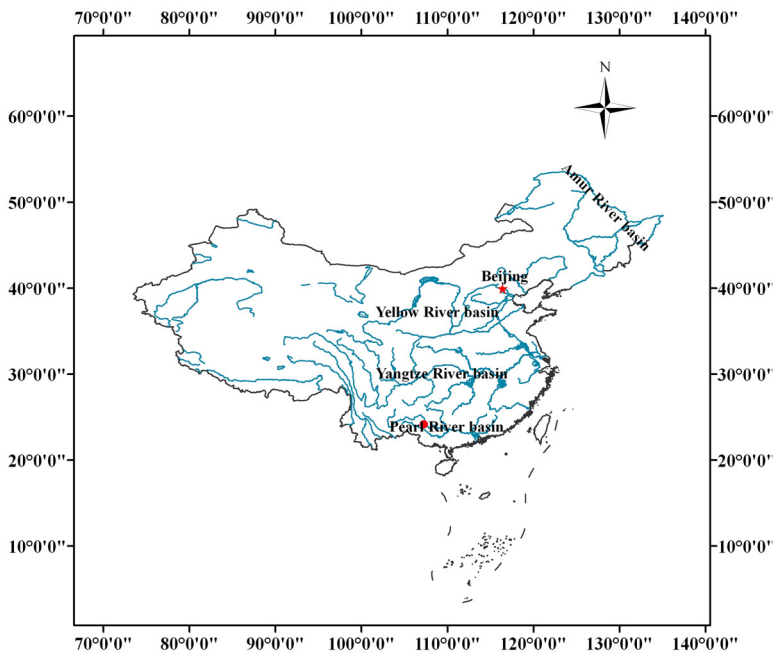


FIGURE 77. Holotype 63323 and type locality of *Euchiloglanis longicauda*.

***Glyptosternum yunnanensis* Tchang, 1935 (Fig. 78)**
 = *Pseudexostoma yunnanense* (Tchang, 1935)

Paratype (holotype has been lost): 19970 (12021), Dianchi Lake, Kunming City, Yunnan Province, P. R. China, 1934.

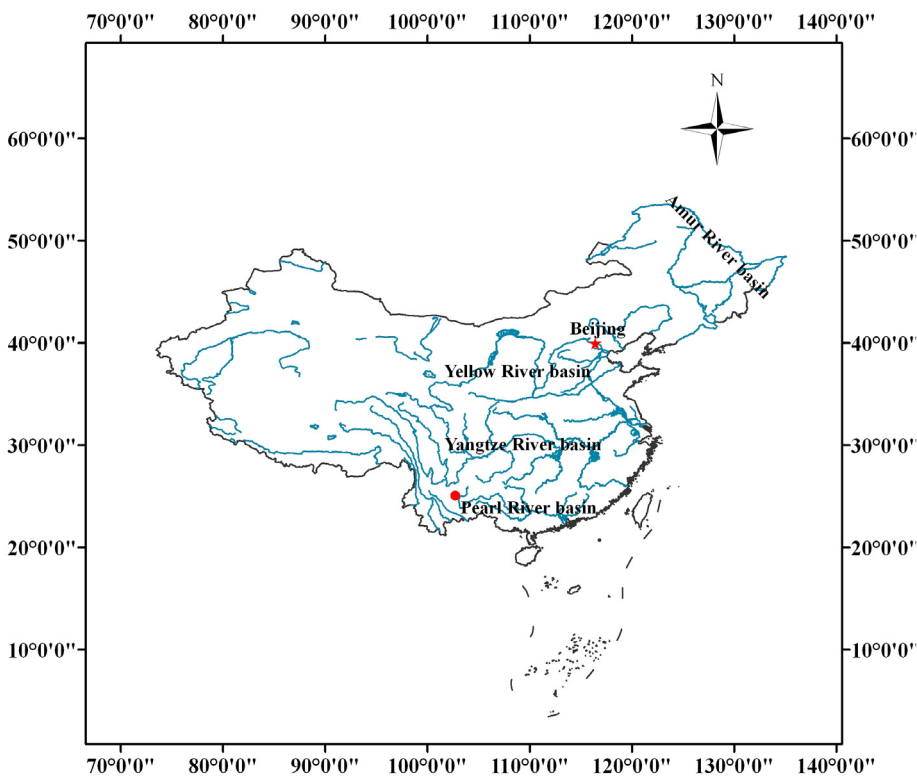



FIGURE 78. Paratype 19970 and type locality of *Glyptosternum yunnanensis*.

***Propseudecheneis tchangi* Hora, 1937 (Fig. 79)**
 = *Pseudecheneis tchangi* (Hora, 1937)

Holotype. 20010 (12016), Yunnan Province, P. R. China, 1934.
 Paratype. 20011 (12017), collected with holotype.

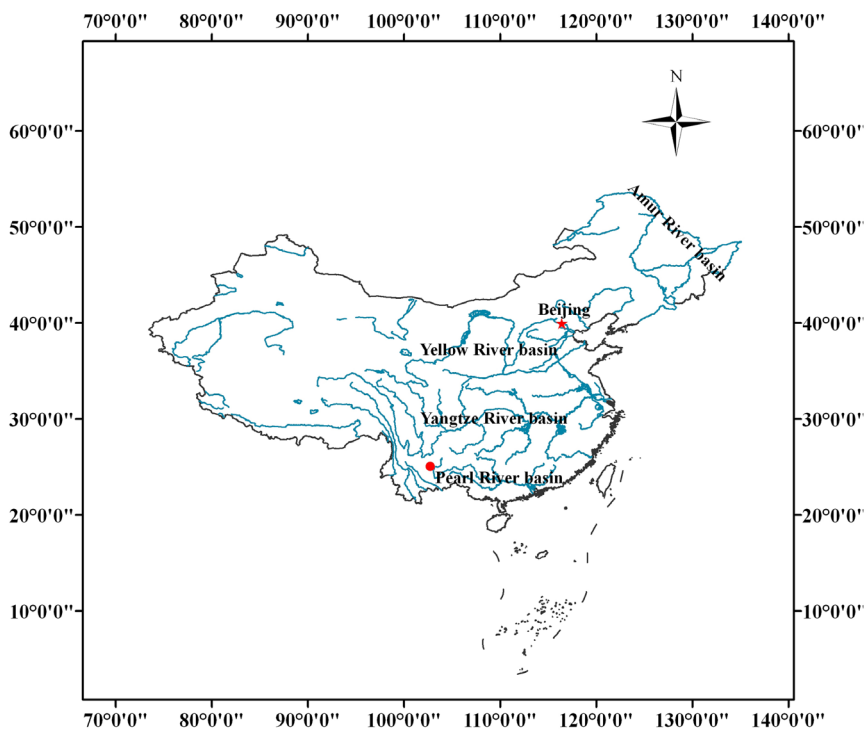


FIGURE 79. Paratype 20011 and type locality of *Propseudecheneis tchangii*.

Order Salmoniformes
Family Salmonidae

Brachymystax lenok tsinlingensis Li, 1966 (Fig. 80)

Lectotype. 51100 (H2057), Hetaoping Town, Taibai County, Shannxi Province, P. R. China, Aug. 23, 1962.

Paratypes. 51101-51103 (H2058-H2059, H2061), 51110-51112 (H2063, H2056, H2054), Hetaoping Town, Taibai County, Shannxi Province, P. R. China, Aug. 23-Sept. 5, 1962; 51104-51109 (H2064-H2066, H2073-H2075), Dudumen Town, Zhouzhi County, Shannxi Province, P. R. China, date same as previous.

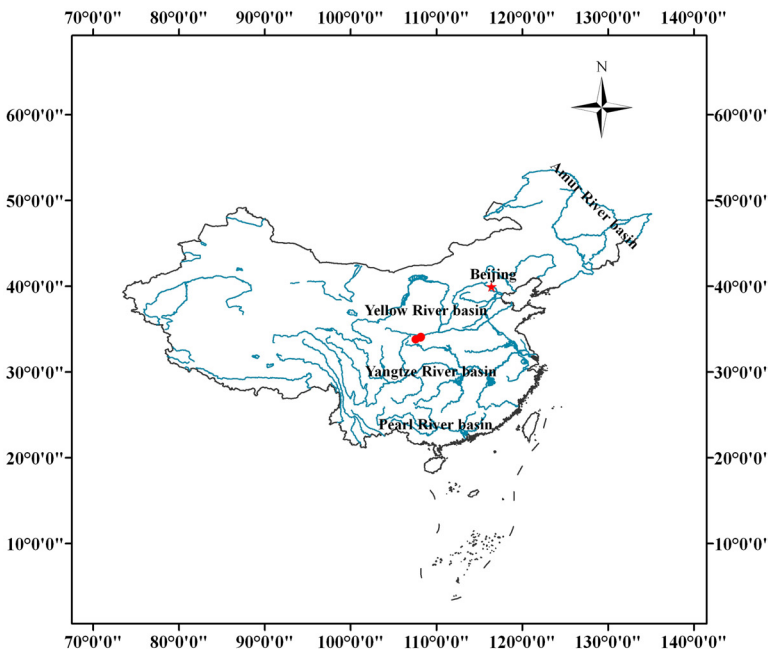


Figure 80. Paratype 51105 and localities of holotype and paratypes of *Brachymystax lenok tsinlingensis*.

Order Gadiformes
Family Bregmacerotidae

***Bregmaceros pseudolanceolatus* Torii, Javonillo & Ozawa, 2004 (Fig. 81)**

Paratype. 29250 (244), Haimen Bay, Haimen City, Chaoyan District, Shantou City, Guangdong Province, P. R. China, Mar. 16, 1954.

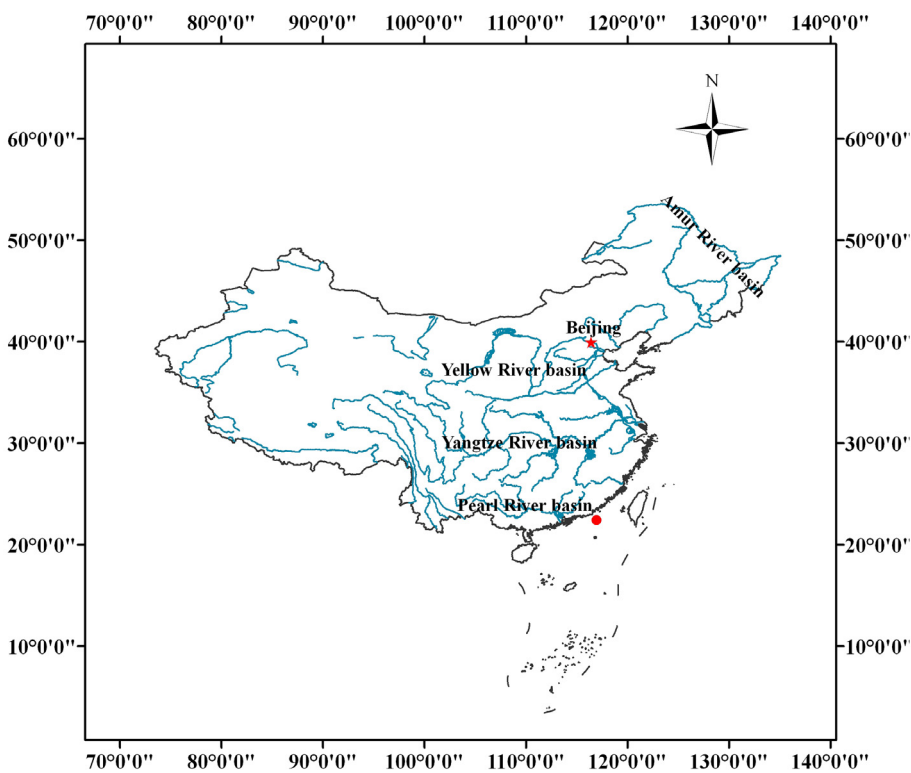



FIGURE 81. Paratype 29250 and type locality of *Bregmaceros pseudolanceolatus*.

Family Lotidae

***Ciliata tchangii* Li, 1994 (Fig. 82)**

Holotype. 28595, Yellow Sea: sea area from Yantai to Qingdao City, Shandong Province, P. R. China, middle 1930.

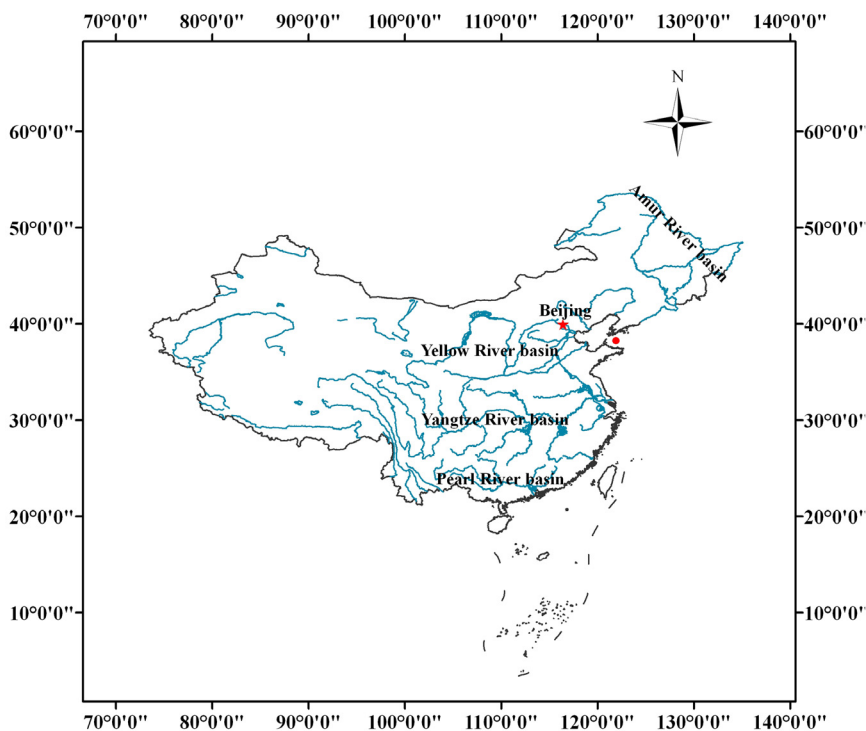


FIGURE 82. Holotype 28595 and type locality of *Ciliata tchangii*.

Order Lophiiformes
Family Ogcocephalidae

***Halieutaea sinica* Tchang & Chang, 1964 (Fig. 83)**
 = *Halieutaea indica* Annandale & Jenkins, 1910

Holotype. 50419 ♀ (56-7266), open seas, Shanwei City, Guangdong Province, P. R. China, Feb. 2, 1956.
 Paratypes. 28883, 29420 (326), Shanwei City, Guangdong Province, P. R. China, May 1, 1954; 30068 (543), Heshi Port, Lufeng County, Shanwei City, Guangdong Province, P. R. China, Mar. 27, 1954; 30220 (53-64), Shanwei City, Guangdong Province, P. R. China, Nov. 15, 1953; 48698 (56-0627), Beihai City, Guangxi Province, P. R. China, Mar. 26, 1956; 48700-48701 (56-7324, 56-7325), 48704-48706 (56-7600, 56-7601, 56-7674), Shanwei City, Guangdong Province, P. R. China, Feb. 8, 1956.

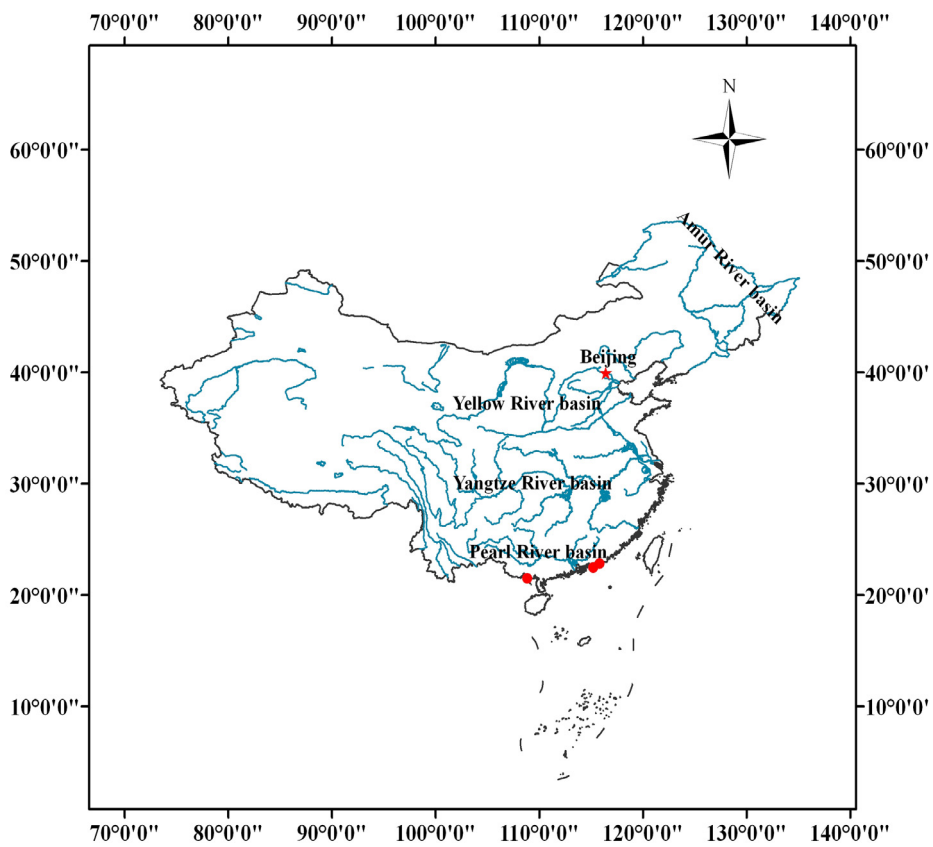


FIGURE 83. Holotype 50419 and localities of holotype and paratypes of *Halieutaea sinica*.

Order Beloniformes
Family Exocoetidae

***Cypselurus cladopterus* Zhang, 2011 (Fig. 84)**

Holotype. 20326, Yantai City, Shandong Province, P. R. China, Oct., 1935.

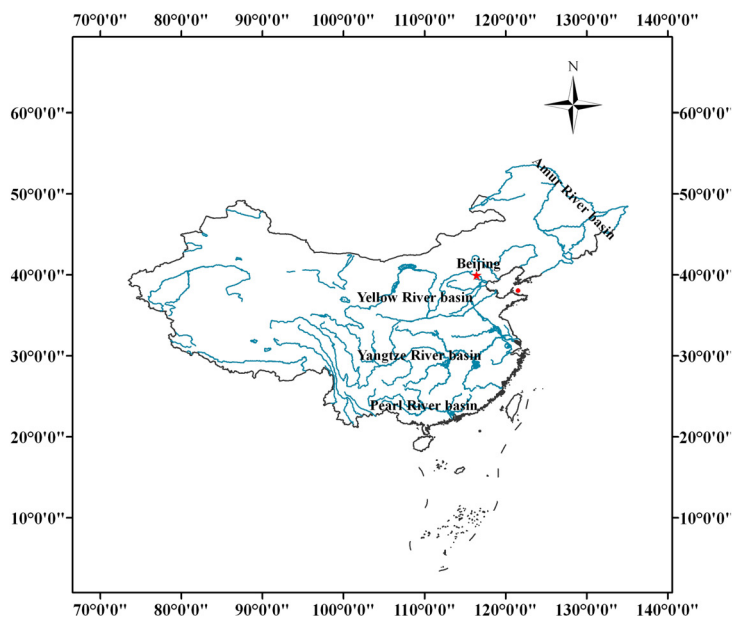


FIGURE 84. Holotype 20326 and type locality of *Cypselurus cladopterus*.

Order Scorpaeniformes
Family Triglidae

***Lepidotrigla lepidojugulata* Li, 1981 (Fig. 85)**

Holotype. 41001, Guangzhou City, Guangdong Province, P. R. China, Nov. 10, 1956.

Paratypes. 33903, 33905-33907, Tangjia Bay, Zhuhai City, Guangdong Province, P. R. China, Dec. 10, 1954; 34904-34905, Sanya City, Hainan Island, P. R. China, Nov. 25, 1955.

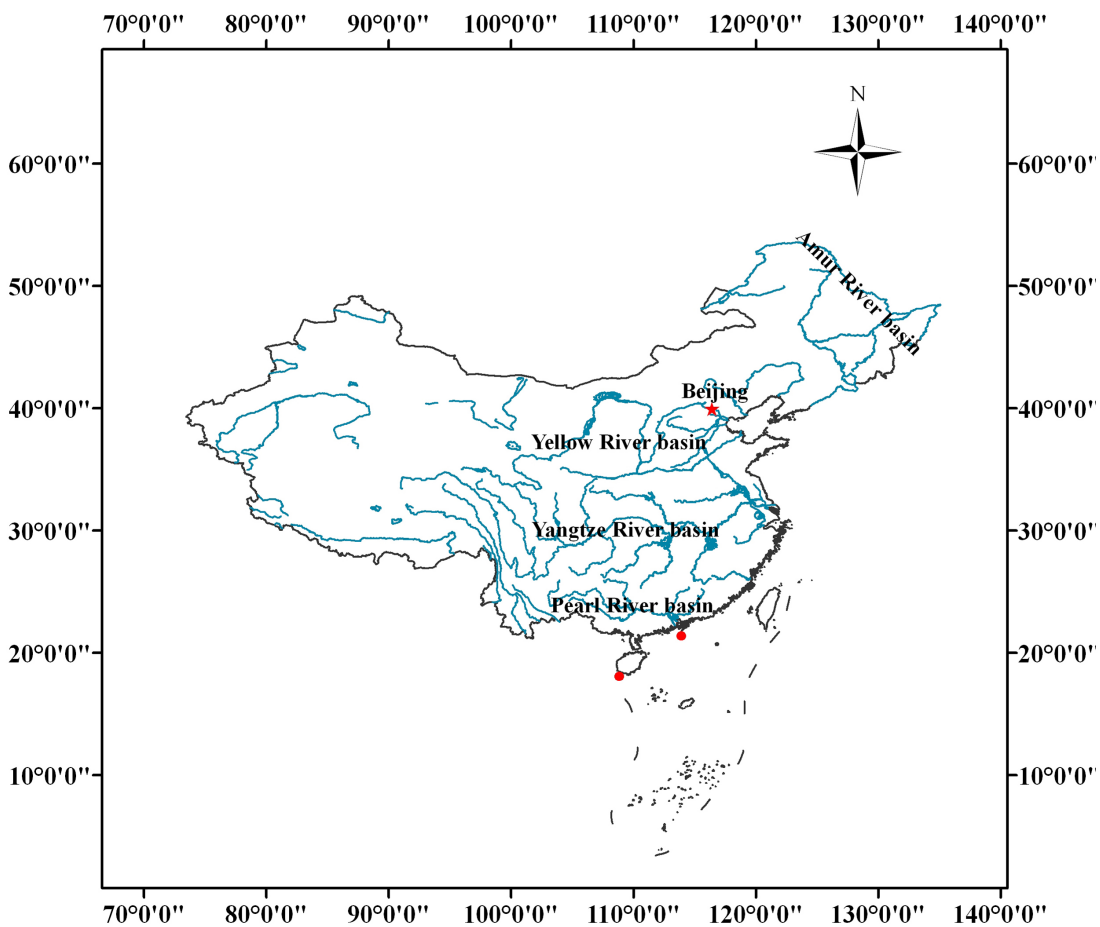


FIGURE 85. Holotype 41001 and localities of holotype and paratypes of *Lepidotrigla lepidojugulata*.

***Lepidotrigla longimana* Li, 1981 (Fig. 86)**

Holotype. 55524 (55-1154), Xincun Town, Lingshui County, Hainan Island, P. R. China, Mar. 24, 1955.

Paratypes. 33072, 33077-33078, Shanwei City, Guangdong Province, P. R. China, Nov. 14, 1954; 47467 (56-2197), locality with previous, Oct. 10, 1956; 47468-47469 (56-2320, 56-2322), locality with previous, Oct. 12th, 1956; 49702 (56-2196), locality with previous, Oct. 9, 1956.

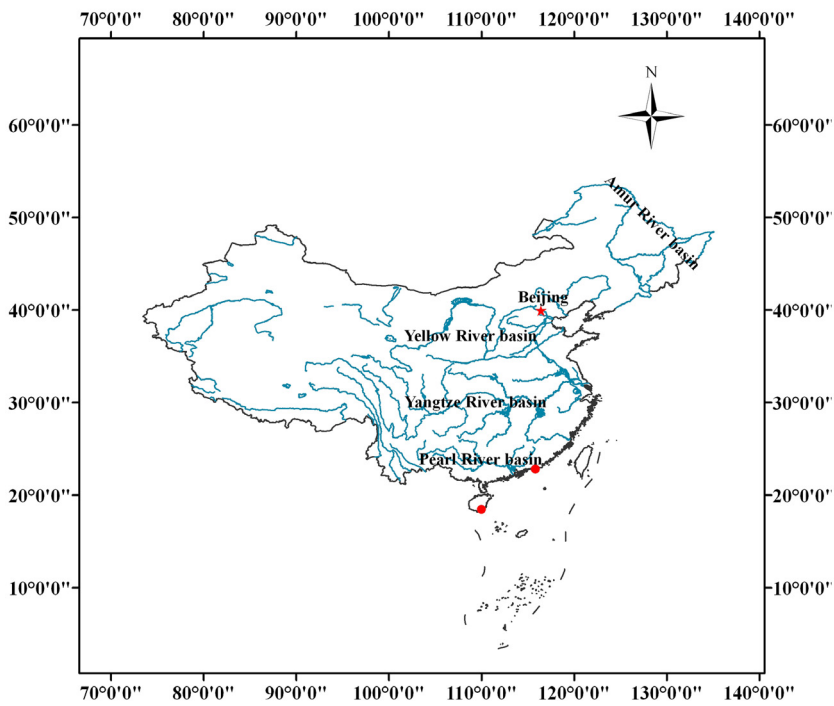


FIGURE 86. Holotype 55524 and localities of holotype and paratypes of *Lepidotrigla longimana*.

Family Cottidae

Cottus sibiricus altaicus Li & Ho, 1966 (Fig. 87)

= *Cottus dzungaricus* Kottelat, 2006

Holotype. 56824 (NK64-0997), Kelan River, Aletai, Xinjiang Uygur Autonomous Region, P. R. China, May 22, 1964.

Paratype. 56825 (NK64-1085), locality with holotype, May 23, 1964.

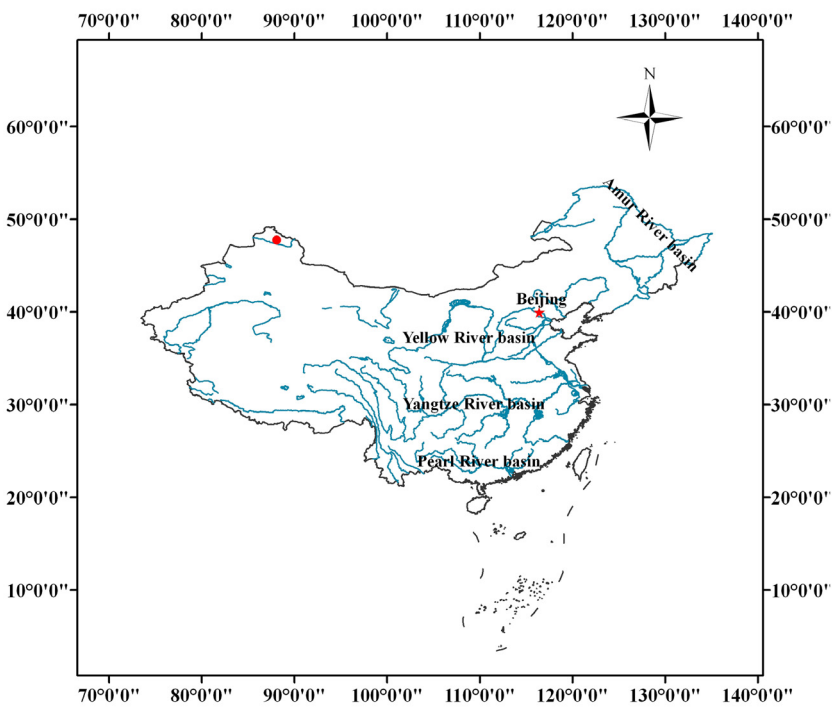


FIGURE 87. Paratype 56825 and type locality of *Cottus sibiricus altaicus*.

Order Perciformes
Family Percichthyidae

***Siniperca schezerei kichuani* Shih, 1936 (Fig. 88)**
 = *Siniperca scherzeri* Steindachner, 1892

Holotype. 22011 (9199), Xichang City, Sichuan Province, P. R. China, Nov., 1933.

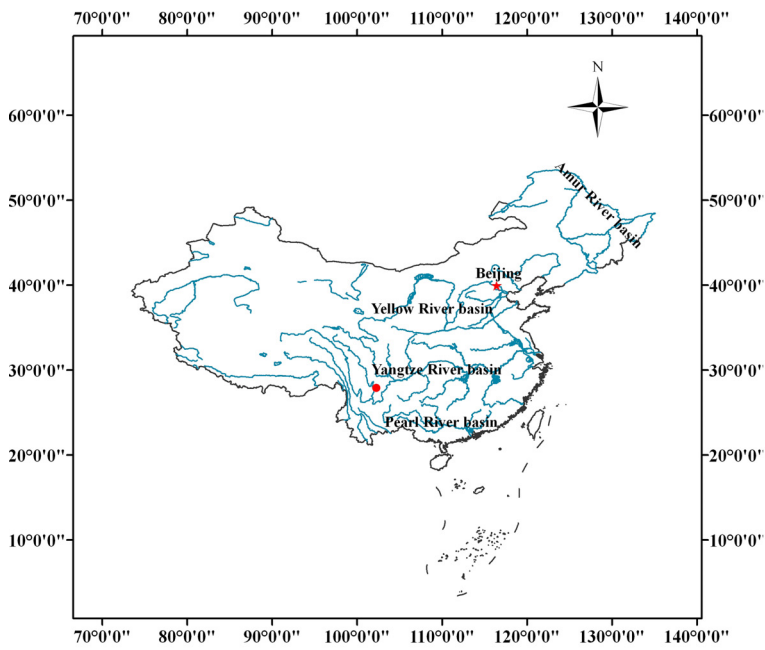


FIGURE 88. Holotype 22011 and type locality of *Siniperca scherzeri kichuani*.

***Siniperca szechuanensis* Shih, 1936 (Fig. 89)**
 = *Siniperca scherzeri* Steindachner, 1892

Holotype. 22014 (13916), Leshan City (Jiading former), Sichuan Province, P. R. China, Oct., 1933.

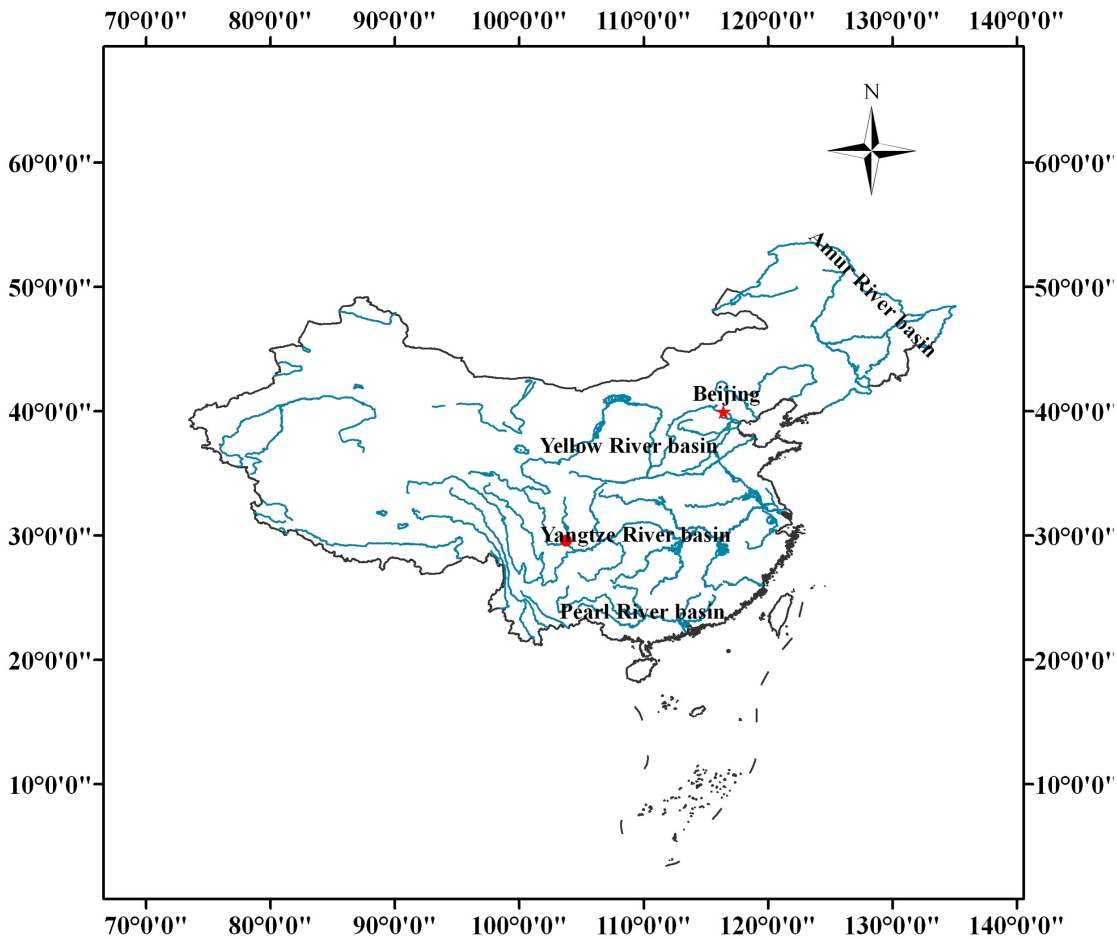


FIGURE 89. Holotype 22014 and type locality of *Siniperca szechuanensis*.

Family Blenniidae

Lembeichthys furcocaudalis Li, 1957 (Fig. 90)
 = *Plagiotremus spilistius* Gill, 1865

Holotype. 29936 ♀ (516), Heshi Port, Lufeng County, Shanwei City, Guangdong Province, P. R. China, Mar. 30, 1954.
 Paratypes. 35133, Sanya Port, Hainan Island, P. R. China, Dec. 12, 1955; 56826-56828 (56-4444, 56-4422, 56-4425), Zhapo, Yangjiang Town, Hainan Island, P. R. China, Feb. 2, 1956.

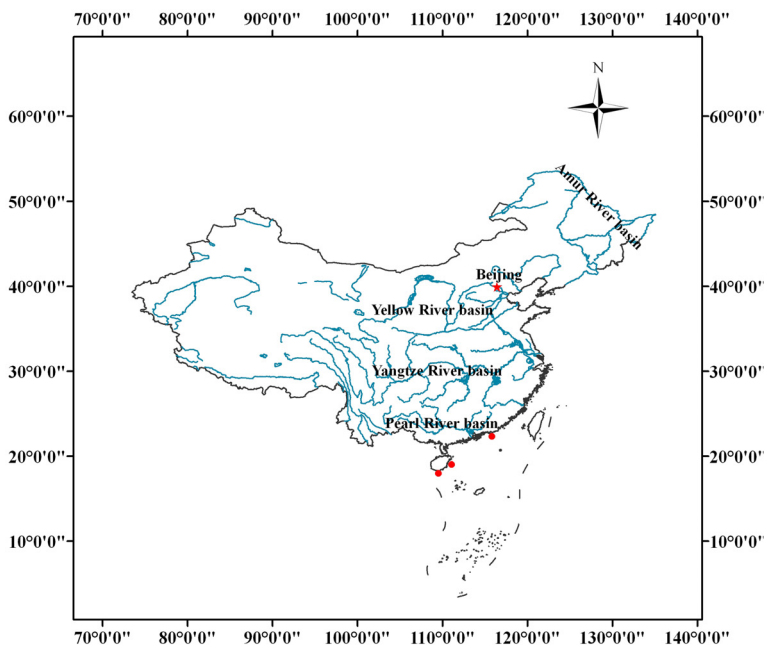


FIGURE 90. Holotype 29936 and localities of holotype and paratypes of *Lembeichthys furcocaudalis*.

Family Callionymidae

Callionymus hainanensis Li, 1966 (Fig. 91)

Holotype. 35955 ♀, Yingge Sea: Ledong County, Hainan Island, P. R. China, Dec. 1, 1955.
 Paratypes. 30930 ♀ (54-477), Beihai City, Guangxi Province, P. R. China, Apr. 6, 1954; 31910-31911, Naozhou Island, Zhenjiang City, Guangdong Province, P. R. China, Nov. 29, 1954; 35838-35839, 35956, 35957-35959, collected with holotype.

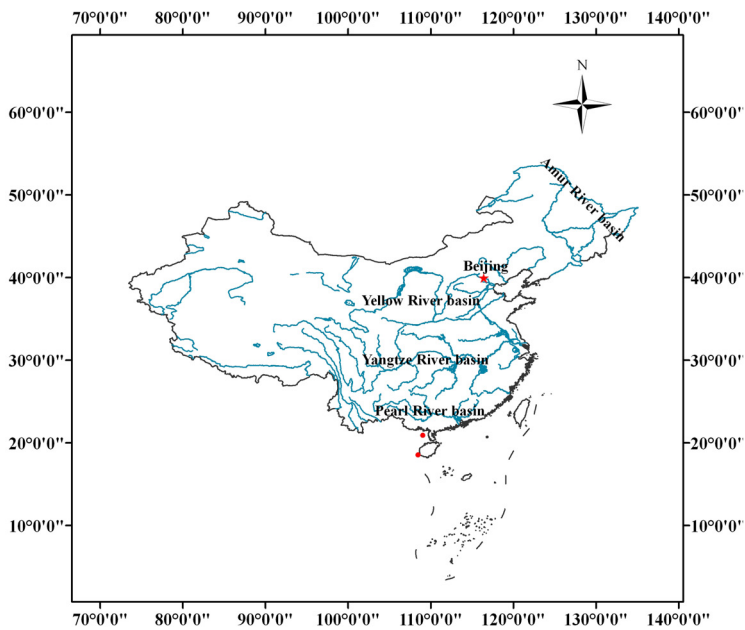


FIGURE 91. Paratype 35957 and localities of holotype and paratypes of *Callionymus hainanensis*.

***Callionymus monofilispinnus* Li, 1966 (Fig. 92)**
 = *Callionymus meridionalis* Suwardji, 1965

Holotype. 30549 ♀ (54-617), Beihai City, Guangxi Province, P. R. China, Mar. 17, 1954.

Paratype. 44432 ♂ (56-220), Zhapo, Yangjiang Town, Hainan Island, P. R. China, Feb. 1, 1956.

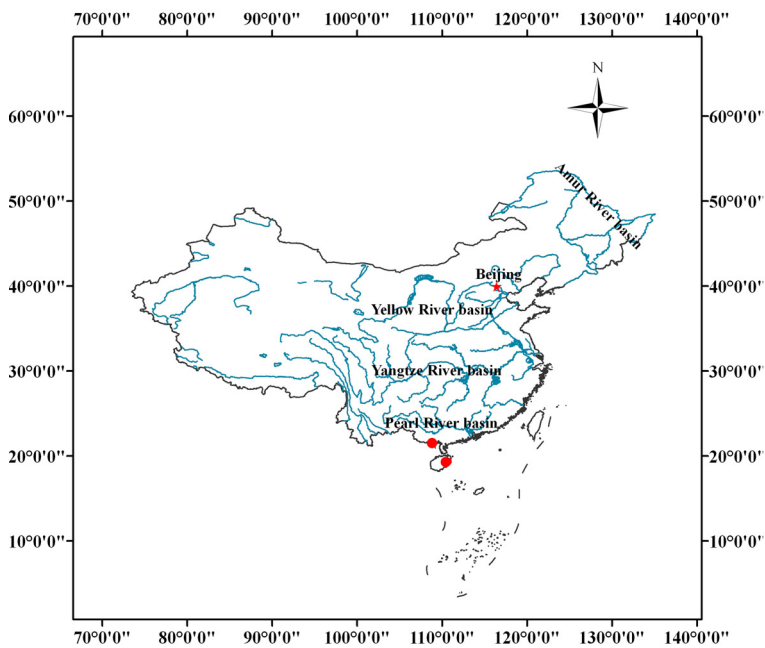


FIGURE 92. Holotype 30549 and localities of holotype and paratypes of *Callionymus monofilispinnus*.

***Calliurichthys recurvispinnis* Li, 1966 (Fig. 93)**
 = *Callionymus recurvispinnis* (Li), 1966

Holotype. 44428 ♀ (56-8793), Shanwei City, Guangdong Province, P. R. China, Mar. 28, 1956.

Paratypes. 30083-30084 (572), 189321 (572), locality with holotype, Apr. 9, 1954; 33486-33487, 33489, 33491-33492, locality with holotype, Nov. 14, 1954; 44425 ♀ (53-607), locality with holotype, Sept. 25, 1953; 74392 (56-7159), locality with holotype, Feb. 2, 1956.

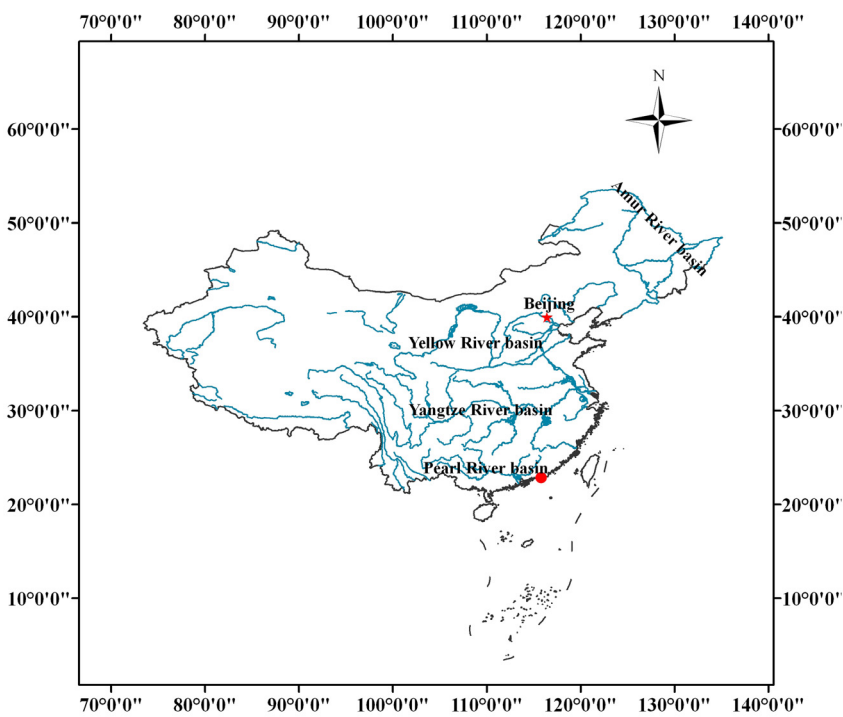



FIGURE 93. Paratype 33492 and type locality of *Calliurichthys recurvispinnis*.

Family Odontobutidae

Odontobutis yaluensis Wu, Wu & Xie, 1993 (Fig. 94)

Paratype. 171130 (SFC-1086), Yalujiang River basin: Pushihe River, Kuandian County, Liaoning Province, P. R. China, Apr., 1982.

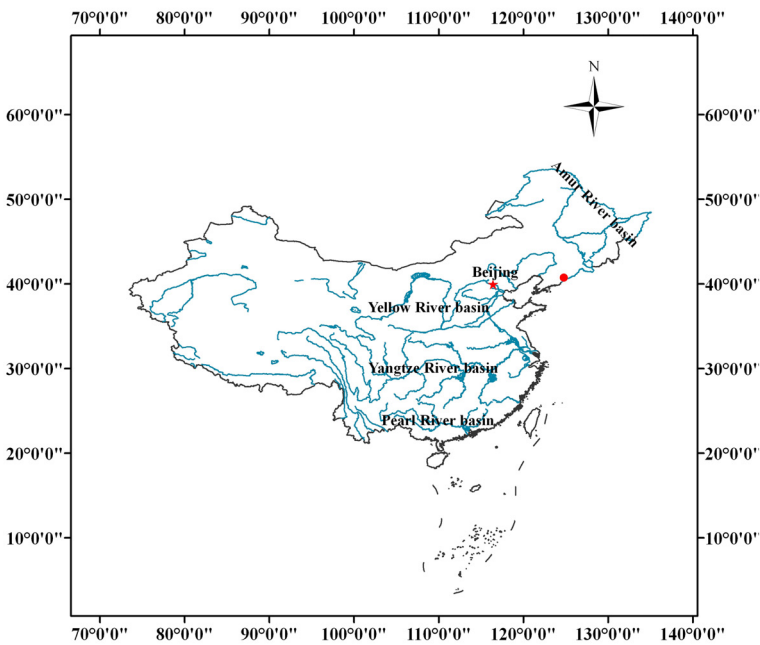


FIGURE 94. Paratype 171130 and type locality of *Odontobutis yaluensis*.

Family Gobiidae

***Glossogobius szechuanensis* Tchang, 1939 (Fig. 95)**

Holotype. 25525 (11582), Sichuan Province; no date.

Paratype. 25524 (11581), collected with holotype.

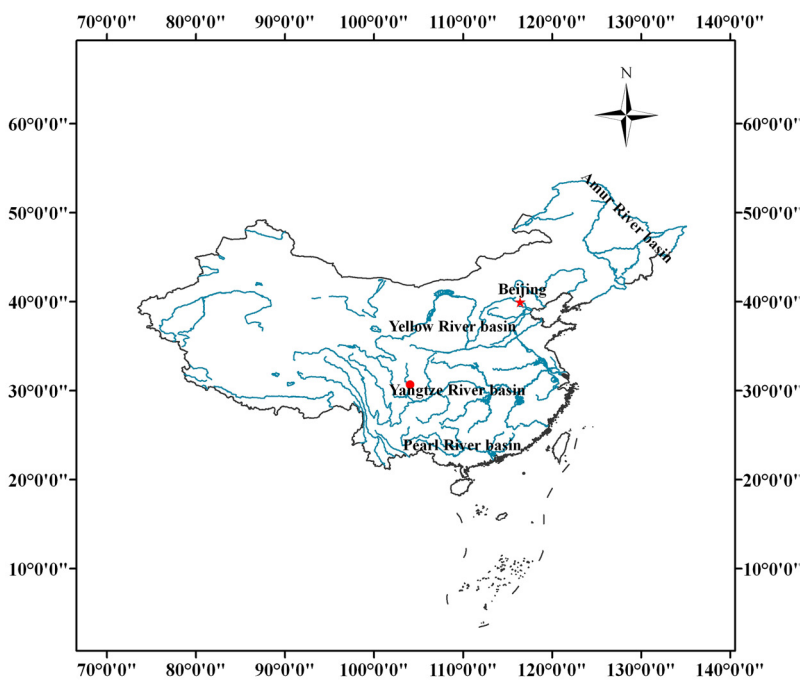


FIGURE 95. Paratype 25524 and type locality of *Glossogobius szechuanensis*.

Family Channidae

Channa nox Zhang, Musikasinthorn & Watanabe 2002 (Fig. 96)

Holotype. 70028, Hepu County, Guangxi Province, P. R. China, Nov. 16, 1999.

Paratypes. 69848-69849, locality with holotype, Apr. 26, 1999; 70029-70030, collected with holotype.

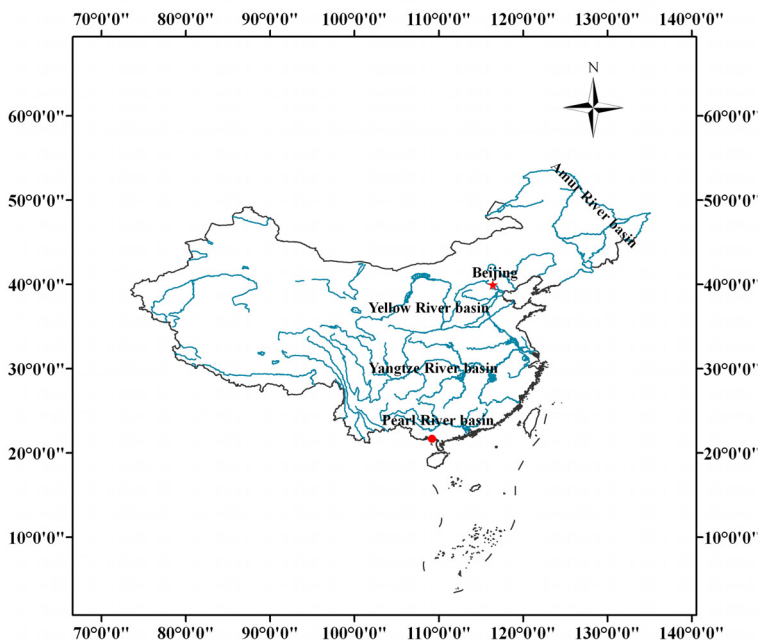


FIGURE 96. Paratype 70029 and type locality of *Channa nox*.

Order Pleuronectiformes
Family Bothidae

***Psettina filimana* Li & Wang, 1982 (Fig. 97)**

Holotype. 58474 ♀, south of Pearl River estuary, Guangdong Province, P. R. China, Jul. 14, 1959.

Allotype: 58469 ♂ (K72B-89), collected with holotype.

Paratypes. 58465-58466 (6065K166B), southwest of Pearl River estuary, Guangdong Province, P. R. China, Jul. 14, 1959; 58463-58464 ♀ (6065K73B-114), locality with holotype, Jul. 14, 1959; 58467-58468 (6066K72B-89), 58470 (6066K72B-89), collected with allotype; 58471 (6030Q113B-27), Shanwei City, Guangdong Province, P. R. China, Jan. 9, 1960; 58472, east of Wenling County, Taizhou City, Zhejiang Province, P. R. China, Aug.-Sept., 1959; 58473 ♀ (4065), east of Sanmen County, Taizhou City, Zhejiang Province, P. R. China, Aug.-Sept., 1959.

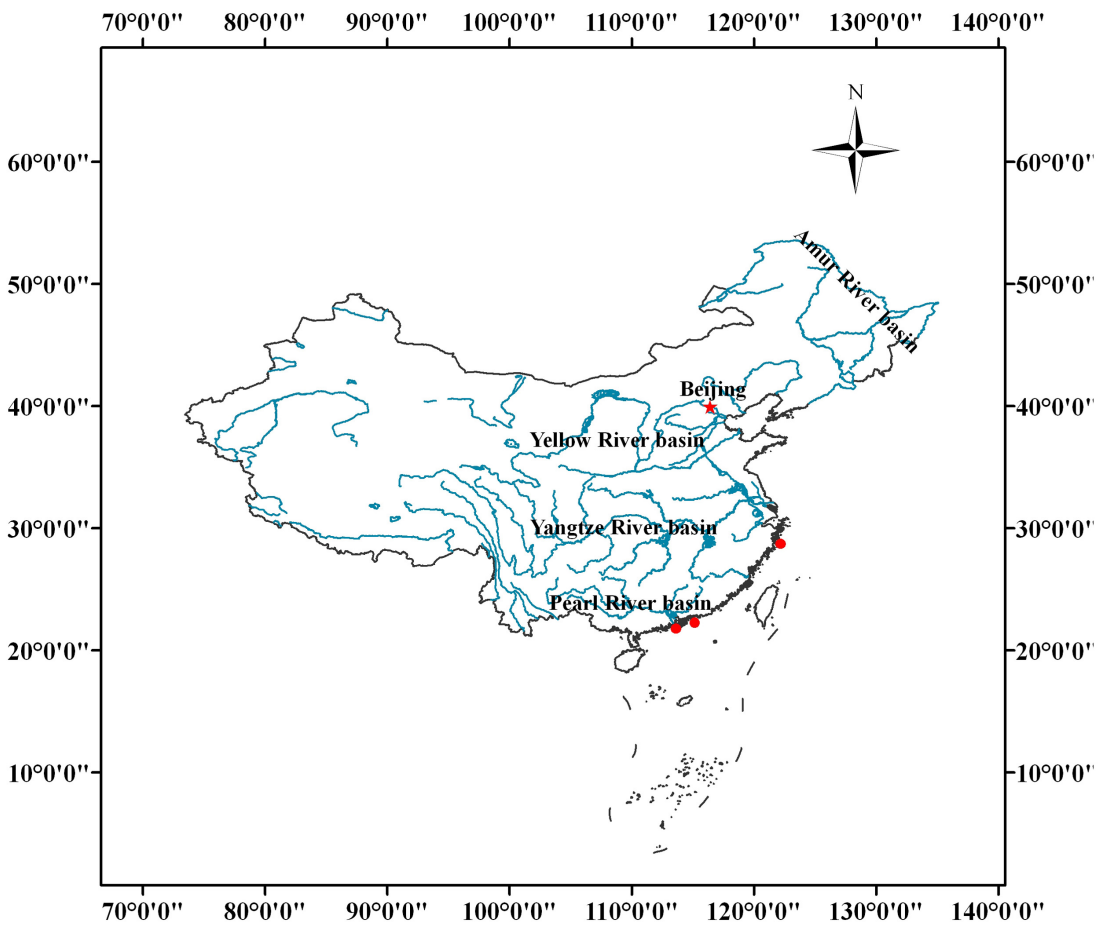


FIGURE 97. Holotype 58474 and localities of holotype and paratypes of *Psettina filimana*.

Family Soleidae

***Zebrias crossolepis* Zheng & Chang, 1965 (Fig. 98)**

Holotype. 29861 ♂ (427), Heshi Port, Lufeng County, Shanwei City, Guangdong Province, P. R. China, Mar. 27, 1954.

Paratypes. 29499 (2), 32302-32303, Shantou City, Guangdong Province, P. R. China, Mar. 5, 1954; 29500 (290), Haimen Town, Chaoyang District, Shantou City, Guangdong Province, P. R. China, Mar. 18, 1954; 33855-33856, Aotou Town, Huiyang District, Huizhou City, Guangdong Province, P. R. China, Dec. 3, 1954; 34169, Tangjia Bay, Zhuhai City, Guangdong Province, P. R. China, Dec. 10, 1954; 40457, Guangzhou City, Guangdong Province, P. R. China, Oct. 12, 1956; 44068-44070 (640429-640431), 44077-44078 (640428, 640432), Baimajiang Town, Danzhou City, Hainan Island, P. R. China, Apr. 4, 1964; 44071 (640528), locality with previous, Apr. 5, 1964; 44079 (640704), Haitou Town, Changjiang County, Hainan Island, P. R. China, Apr. 15, 1964.

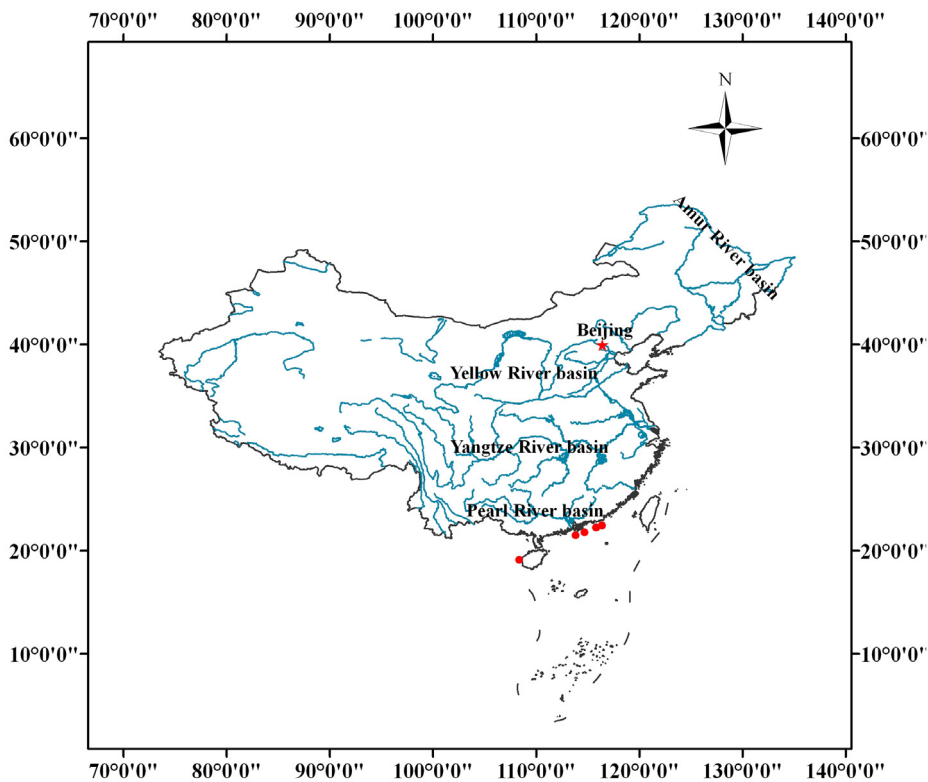


FIGURE 98. Paratype 34169 and localities of holotype and paratypes of *Zebrias crossolepis*.

Order Tetraodontiformes
Family Tetraodontidae

Amblyrhynchotes hypselogenion rufopunctatus Li, 1962 (Fig. 99)
= *Torquigener hypselogeneion* (Bleeker, 1852)

Syntypes. 30613 (54-822), 30613 (54-822), Beihai City, Guangxi Province, P. R. China, Mar. 19, 1954; 31127 (54-1097), Weizhou Island, Beihai City, Guangxi Province, P. R. China, Apr. 28, 1954.

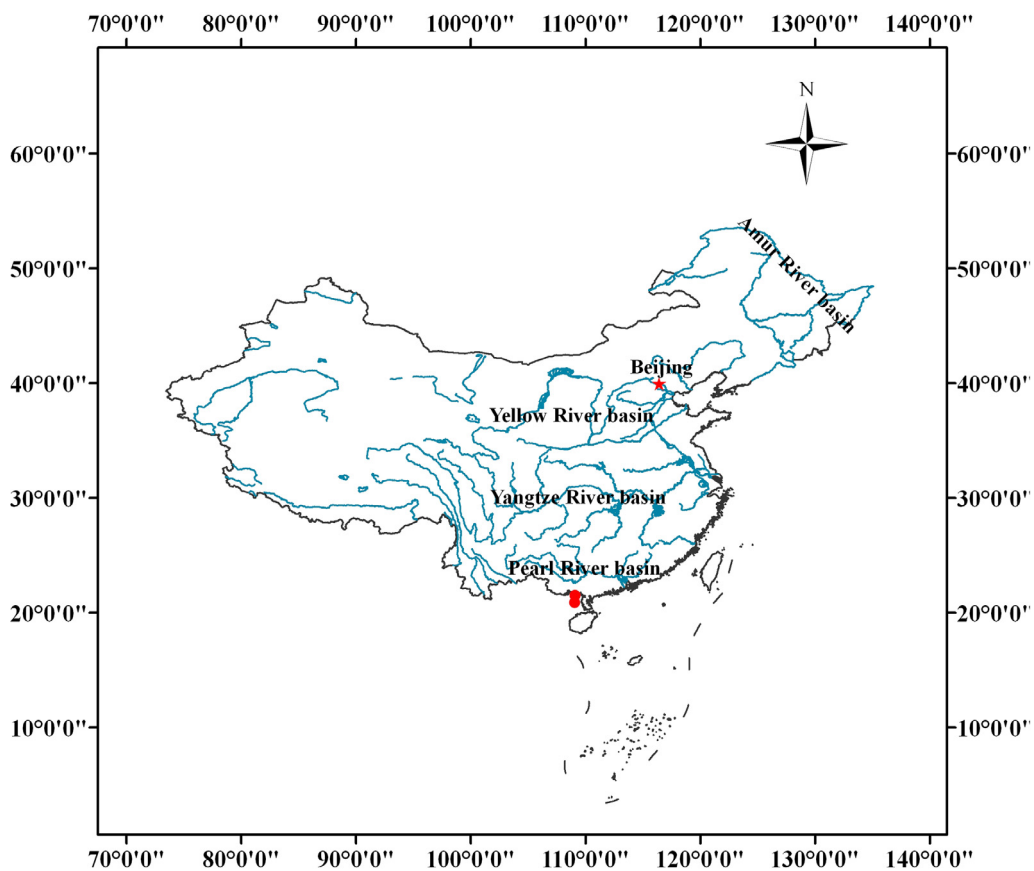


FIGURE 99. Syntype 30613 and type localities of holotype and paratypes of *Amblyrhynchotes hypselogenion rufopunctatus*.

Acknowledgements

The paper was funded by Project of Science-technology Basic Condition Platform (Grant No. 2005DKA21402) to Enqi Ye, NSFC31201728 to Yingchun Xing, and National Program on Key Basic Research Project (2011CB943800) and National Science and Technology Basic Research Program (2013FY110300) to Yahui Zhao.

References

- An, L., Liu, B.S., Zhao, Y.H. & Zhang, C.G. (2010) *Protolabeo protolabeo*, a new genus and a new species of labeonine fishes from southwest China (Teleostei, Cyprinidae). *Acta Zootaxonomica Sinica*, 35 (3), 661–665. [In Chinese with English summary]
- Annandale, N. & Jenkins, J.T. (1910) Report on the fishes taken by the Bengal Fisheries Steamer "Golden Crown." Part III. *Plectognathi and Pediculati. Memoirs of the Indian Museum*, 3 (1), 7–21. [Plate. 1]
- Bleeker, P. (1852) Bijdrage tot de kennis der Blootkikige visschen van den Soenda-Molukschen Archipel. *Verhandelingen van het Bataviaasch Genootschap van Kunsten en Wetenschappen*, 24 (10), 1–24.
- Bloch, M.E. & Schneider, J.G. (1801) *Systema Ichthyologiae Iconibus ex Illustratum*. Post obitum auctoris opus inchoatum absolvit, correxit, interpolavit Jo. Gottlob Schneider, Saxo. Berolini. Sumtibus Auctoris Impressum et Bibliopolio Sanderiano Commisum. B. M. E.: i-lx + 584 pp. [Plates. 581–110]
- Chang, Y.L. (1980) *Mesogobio tumenensis* sp. nov.. In: Zheng, P.S., Hwang, H.M. Chang, Y.L. & Dai, D.Y. (Eds.), *The fishes of the River Tu-men*. Jilin People Press, Chuangchun, pp. 43–47. [In Chinese]
- Chang, Y.W. & Wu, C.T. (1965) A new pangasid cat-fish, *Sinopangasius semicultratus* gen. et sp. nov., found in China. *Acta Zoologica Sinica*, 2 (1), 11–14.
- Chen, Y.Y. (1980) Systematic studies of the fishes of the family Homalopteridae of China II. Classification of the fishes of the subfamily Gastromyzoninae. *Acta Hydrobiologica Sinica*, 7 (1), 95–120. [In Chinese with English summary]
- Chen, Y.Y. (1998) *Fauna Sinica, Osteichthyes, Cypriniformes II*. Science Press, Beijing, 531 pp. [In Chinese]
- Chu, X.L. (1962) *Amblyrhynchotes hypselogenion rufopunctatus*. In: Institute of Zoology, Chinese Academy of Sciences (Eds.), *The fish fauna of the South China Sea*. Science Press, Beijing. [In Chinese]
- Chu, X.L. (1999) *Fauna Sinica, Osteichthyes, Siluriformes*. Science Press, Beijing, 661 pp. [In Chinese]
- Chu, Y.T., Wu, H.L. & Jin, X.B. (1981) Four new species of the families Ophichthyidae and Neenchelidae. *Journal of Fisheries of China*, 5 (1), 21–27. [In Chinese with English summary]
- Dai, D.Y. (1981) *Beaufortia polliciformis* sp.nov. In: Fisheries Research Institute of Guangxi Zhuang Autonomous Region & Institute of Zoology, Chinese Academy of Sciences (Eds.), *Freshwater Fishes of Guangxi Province I*. Guangxi People's Publishing House, Nanning, pp. 172–173. [In Chinese]
- Dai, D.Y. (1985) A new species of the genus *Lepturichthys* from China (Cypriniformes: Homalopteridae). *Acta Zootaxonomica Sinica*, 10 (2), 221–224. [In Chinese with English summary]
- Day, F. (1877) On the fishes of Yarkand. *Proceedings of the Zoological Society of London*, 1876 (4), 781–807.
- Editorial Committee (2008) *A Brief History of the Institute of Zoology, Chinese Academy of Sciences*, Beijing: Science Press, 549 pp.
- Eschmeyer, W.N. (Ed.), (2014) Catalog of fishes: Genera, species, references. Available from: research.calacademy.org/research/ichthyology/catalog/fishcatmain.asp. (accessed October 2014)
- Fang, P.S. (1981) *Crossocheilus bamaensis* sp. nov. In: Fisheries Research Institute of Guangxi Zhuang Autonomous Region & Institute of Zoology, Chinese Academy of Sciences (Eds.), *Freshwater Fishes of Guangxi Province I*. Guangxi People's Publishing House, Nanning, pp. 101–103. [In Chinese]
- Fang, P.W. & Chaux, J. (1949) Catalogue des Siluroides d'Indochine de la collection du Laboratoire des Pêches Coloniales au muséum, avec la description de six espèces nouvelles. (Suite et fin). *Bulletin du Muséum National d'Histoire Naturelle (Série 2)*, 21 (3), 342–346.
- Froese, R. & Pauly, D. (2014) *FishBase*. www.fishbase.org, version (04/2014).
- Fu, T.S. (1935) Study of the fishes of Sin-Yang. *Bulletin of the Fan Memorial Institute of Biology, Peiping (Zoology Series)*, 6 (4), 178–183.
- Gill, T.N. (1865) On a remarkable new type of fishes allied to Nemophis. *Annals of the Lyceum of Natural History of New York*, 8 (14), 138–141. [Plates. 3]
- Herzenstein, S.M. (1891) Fische. In: *Wissenschaftliche Resultate der von N. M. Przewalski nach Central-Asien unternommenen Reisen*. Zoologischer Theil, Wien, 3 (2) (3), pp. 181–262. [plates 14–25]
- Hora, S.L. (1937) Notes on fishes in the Indian Museum XXXVI. On a new genus of Chinese catfishes allied to *Pseudecheneis* Blyth. *Records of the Indian Museum (Calcutta)*, 39 (4), 348–350.
- Hsia, W.P. (1949) Poissons de paiyang tien. *Contributions from the Institute of Zoology, National Academy of Peiping*, 5 (5), 1–200.
- Hu, X.Y., Lan, J.H. & Zhang, C.G. (2004) A new species of the genus *Duanensis* (Siluriformes, Siluridae) from Guangxi, China. *Acta Zootaxonomica Sinica*, 29 (3), 586–590. [In Chinese with English summary]

- Ji, C.S. (1982) *Sinocyclocheilus guilinensis*. In: Zhou, J. (Eds.), *Report on the investigation into the effect of pollution in the Lijiang River on fisheries industry resources*, 153. [In Chinese]
- Jin, X.B. (2006) *Fauna Sinica, Osteichthyes, Scorpaeniformes*. Science Press, Beijing. [In Chinese]
- Kessler, K.T. (1876) Ryby. In: Prejevalsky, N.M. (Eds.), *Mongolia i Strana Tangutov. Vol. 2*. St. Petersburg, pp. 1–36. [plates 1–3] [In Russian.]
- Kottelat, M. (2006) *Fishes of Mongolia. A check-list of the fishes known to occur in Mongolia with comments on systematics and nomenclature*. The World Bank, Washington, DC, i-xi + 103 pp.
- Kottelat, M. (2012) Conspectus cobitidum: An inventory of the loaches of the world (Teleostei: Cypriniformes: Cobitoidei). *The Raffles Bulletin of Zoology*, Supplement 26, 1–199.
- Kottelat, M. (2013) The fishes of the inland waters of Southeast Asia: A catalogue and core bibliography of the fishes known to occur in freshwaters, mangroves and estuaries. *The Raffles Bulletin of Zoology*, Supplement 27, 1–663.
- Kottelat, M. & Chu, X.L. (1988) Revision of *Yunnanilus* with descriptions of a miniature species flock and six new species from China (Cypriniformes: Homalopteridae). *Environmental Biology of Fishes*, 23 (1–2), 65–93.
<http://dx.doi.org/10.1007/BF00000739>
- Lan, J.H., Zhao, Y.H. & Zhang, C.G. (2004) A new species of the genus *Sinocyclocheilus* from China (Cypriniformes, Cyprinidae, Barbinae). *Acta Zootaxonomica Sinica*, 29 (2), 377–380. [In Chinese with English summary]
- Leviton, A.E., Robert, H., Gibbs, J., Heal, E. & Dawson, C.E. (1985) Standards in Herpetology and Ichthyology: Part I. Standard symbolic codes for institutional resource collections in Herpetology and Ichthyology. *Copeia* 1985, 802–832.
- Li, J., Li, X.H. & Chen, X.L. (2008) A new species of the genus *Leptobotia* from Guangxi, China (Cypriniformes: Cobitidae). *Acta Zootaxonomica Sinica*, 33 (3), 630–633. [In Chinese with English summary]
- Li, S. & Wang, H. (1982) A new bothid fish: *Psettina filimana* sp. nov. from the Chinese waters. *Oceanologia et Limnologia Sinica*, 13 (4), 354–357. [In Chinese with English summary]
- Li, S.C. (1957) On a new fish, *Lembeichthys furcocaudalis* sp. nov. (Blenniidae) from South China Sea. *Acta Zoologica Sinica*, 9 (3), 227–232. [In Chinese with English summary]
- Li, S.C. (1966) New species and new Chinese records of callionymid fishes from the South China Sea. *Acta Zoologica Sinica*, 3 (2), 167–176. [In Chinese with English summary]
- Li, S.C. (1966) On a new subspecies of fresh-water trout, *Brachymystax lenok tsinlingensis*, from Taipaishan, Shensi, China. *Acta Zoologica Sinica*, 3 (1), 92–94. [In Chinese with English summary]
- Li, S.C. & Chang, S.Y. (1974) Two new species and one new subspecies of fishes from the northern part of Kansu Province, China. *Acta Zoologica Sinica*, 20 (4), 414–419. [In Chinese with English summary]
- Li, S.C. & Ho, C.W. (1966) *Cottus sibiricus altaicus*. In: Li, S.C., Tai, T.Y., Chang, S.Y., Ma, K.C. & Ho, C.W. (1966) Notes on a collection of fishes from North Sinkiang, China. *Acta Zoologica Sinica*, 18 (1), 41–56. [In Chinese with English summary]
- Li, S.Z. (1981) Two new *Lepidotrigla* species from the South China Sea. *Zoological Research*, 2 (4), 295–300. [In Chinese with English summary]
- Li, S.Z. (1994) A review of the fish genus *Ciliata* Couch, 1822, and description of a new species from Shandong Coast, China (Gadiformes: Gadidae). *Journal of Dalian Fisheries College*, 9 (1–2), 1–5. [In Chinese with English summary]
- Li, S.Z. & Zhang, C.G. (2011) *Fauna Sinica, Osteichthyes, Atheriniformes, Cyprinodontiformes, Beloniformes, Ophidiiformes, Gadiformes*. Science Press, Beijing. [In Chinese]
- Li, W.X., Mao, W.N., Sun, R.F. & Lu, Z.M. (1994) Two new species of *Yunnanilus* from Yunnan Province China (Cypriniformes: Cobitidae). *Acta Zootaxonomica Sinica*, 19 (3), 370–374. [In Chinese with English summary]
- Li, W.X., Tao, J.N., Mao, W.N. & Lu, Z.M. (2000) Two new species of *Yunnanilus* from eastern Yunnan, China (Cypriniformes: Cobitidae). *Acta Zootaxonomica Sinica*, 25 (3), 349–353. [In Chinese with English summary]
- Lin, R.D. (1981) *Semilabeo obscurus* sp. nov.. In: Fisheries Research Institute of Guangxi Zhuang Autonomous Region & Institute of Zoology, Chinese Academy of Sciences (Eds.), *Freshwater Fishes of Guangxi Province I*. Guangxi People's Publishing House, Nanning, pp. 106–108. [In Chinese]
- Lin, R.D. & Zhang, C.G. (1986) Description of a new species of the barbinae genus *Barbodes* from China (Cypriniformes: Cyprinidae). *Acta Zootaxonomica Sinica*, 11 (1), 108–110. [In Chinese with English summary]
- Liu, D., Tang, W. & Zhang, C.G. (2010) *Ophichthus retrodorsalis* sp. nov.. In: Zhang, C.G. (Eds.), *Fauna Sinica: Osteichthyes: Anguilliformes and Notacanthiformes*. Science Press, Beijing, pp. 332–333. [In Chinese with English summary]
- Mai, D.Y. (1978) *Identification of the freshwater fishes of North Vietnam*. Scientific & Technology Publisher, Ha Noi.
- Regan, C.T. (1905) Descriptions of two new cyprinid fishes from Tibet. *Annals and Magazine of Natural History* (7), 15 (87), 300–301.
<http://dx.doi.org/10.1080/03745480509443045>
- Shaw, T.H. (1930) Notes on some fishes from Ka-Shing and Shing-Tsong, Chekiang Province. *Bulletin of the Fan Memorial Institute of Biology, Peiping (Zoological Series)*, 1 (7), 109–124.
- Shih, H.J. (1937) Mandarin fishes from Szechuan with descriptions of new species. *Bulletin of the Fan Memorial Institute of Biology, Peiping (Zoology Series)*, 7 (3), 119–129.
- Suwardji (1965) Notes on the genus *Callionymus* (Pisces, Callionymidae) mostly from Indonesian waters with the description of three new species and a new subspecies. *Videnskabelige Meddelelser fra Dansk Naturhistorisk Forening*, 128, 303–323. [Plates 46–48]

- Tang, L., Zhao, Y.H. & Zhang, C.G. (2012) A new blind loach, *Oreonectes elongatus* sp. nov. (Cypriniformes: Balitoridae) from Guangxi, China. *Environmental Biology of Fishes*, 93 (4), 483–490.
<http://dx.doi.org/10.1007/s10641-011-9943-7>
- Tchang, T.L. (1930) Nouveau genre et nouvelles espèces de cyprinidés de Chine. *Bulletin de la Société Zoologique de France*, 55 (1), 46–52.
- Tchang, T.L. (1933) The study of Chinese cyprinoid fishes, Part I. *Zoologica Sinica Ser. B*, 2 (1), i-vi + 1–247. [Plates 241–245.]
- Tchang, T.L. (1934) Notes on a new catfish from Kaifeng. *Bulletin of the Fan Memorial Institute of Biology, Peiping (Zoology Series)*, 5 (1), 41–43.
- Tchang, T.L. (1935) A new catfish from Yunnan. *Bulletin of the Fan Memorial Institute of Biology, Peiping (Zoology Series)*, 6 (3), 95–97.
- Tchang, T.L. (1935) Two new catfishes from south China. *Bulletin of the Fan Memorial Institute of Biology, Peiping (Zoology Series)*, 6 (4), 174–177.
- Tchang, T.L. (1935) Two new species of *Barbus* from Yunnan. *Bulletin of the Fan Memorial Institute of Biology, Peiping (Zoology Series)*, 6 (2), 60–64.
- Tang, T.L. (1936) Notes on a new *Barbus* from Yunnan. *Bulletin of the Fan Memorial Institute of Biology, Peiping (Zoology Series)*, 7 (2), 63–65.
- Tchang, T.L. (1939) Studies on Chinese *Glossogobius*. *Bulletin of the Fan Memorial Institute of Biology, Peiping (Zoology Series)*, 9, 67–70.
- Tchang, T.L. (1962) A list of the fishes and a new species from Hsi-Shuan-Pan-Na, Yunnan. *Acta Zoologica Sinica*, 14 (1), 95–98. [In Chinese with English summary]
- Tchang, T.L. & Chang, Y.W. (1964) Study on fishes referring to *Halieutaea* (Oncocephalidae) of China. *Acta Zoologica Sinica*, 16 (1), 155–160. [Plate 151] [In Chinese with English summary]
- Tchang, T.L. & Shih, H.J. (1934) Notes on the fishes of the valley of lower Kialingkiang. *Lingnan Science Journal, Canton*, 13 (3), 431–435.
- Tchang, T.L. & Tchang, I.L. (1963) A new species of fish from Qinghai. *Acta Zoologica Sinica*, 15 (2), 291–294.
- Tchang, T.L., Yueh, T.H. & Hwang, H.C. (1963) Notes on fishes of the genus *Nemachilus* of southern Tibet, China, with description of a new species. *Acta Zoologica Sinica*, 15 (4), 624–634. [In Chinese with English summary]
- Tchang, T.L., Yueh, T.H. & Hwang, H.C. (1964) Notes on fishes of the genus *Schizopygopsis* of southern Tibet, China, with description of a new species and a new subspecies. *Acta Zoologica Sinica*, 16 (4), 661–673. [In Chinese with English summary]
- Torii, A., Javonillo, R. & Ozawa, T. (2004) Reexamination of *Bregmaceros lanceolatus* Shen, 1960 with description of a new species *Bregmaceros pseudolanceolatus* (Gadiformes: Bregmacerotidae). *Ichthyological Research*, 51 (2), 106–112.
<http://dx.doi.org/10.1007/s10228-003-0202-6>
- Wu, H.L., Wu, X.Q. & Xie, Y.H. (1993) A revision of the genus *Odontobutis* from China with description of a new species. *Journal of Shanghai Fisheries University*, 2 (1), 52–61. [In Chinese with English summary]
- Wu, H.L. & Zhong, J.S. (2008) *Fauna Sinica, Osteichthyes, Perciformes, Gobioidae*. Science Press, Beijing. [In Chinese]
- Wu, H.W. (1930) On some fishes collected from the upper Yangtse Valley. *Sinensia*, 1 (6), 65–86.
- Xing, Y.C., Zhao, Y.H., Tang, W.Q. & Zhang, C.G. (2011) A new species, *Microphysogobio wulonghensis* (Teleostei: Cypriniformes: Cyprinidae), from Shandong Province, China. *Zootaxa*, 2901, 59–68.
- Xu, T.Q. & Wang K.F. (2009) A new species of *Triplophysa* from Shaanxi, China. *Acta Zootaxonomica Sinica*, 34 (2), 381–384. [In Chinese with English summary]
- Xu, T.Q., Zhang, C.G. & Cai, B. (1995) *Triplophysa yaopeizhii* sp. nov.. In: Zhang, C.G., Cai, B. & Xu, T.Q. (Eds.), *Fishes and fish resources Xizang, China*. China Agriculture Press, Beijing, pp. 1–162. [In Chinese]
- Yue, P.Q. (2000) *Fauna Sinica, Osteichthyes, Cypriniformes III*. Science Press, Beijing. [In Chinese]
- Yue, P.Q. (1981) *Liobagrus xiurenensis*. In: Fisheries Research Institute of Guangxi Zhuang Autonomous Region & Institute of Zoology, Chinese Academy of Sciences (Eds.), *Freshwater Fishes of Guangxi Province I*. Guangxi People's Publishing House, Nanning, pp. 185–187. [In Chinese]
- Yue, P.Q. (1981) *Euchiloglanis longicauda*. In: Fisheries Research Institute of Guangxi Zhuang Autonomous Region & Institute of Zoology, Chinese Academy of Sciences (Eds.), *Freshwater Fishes of Guangxi Province I*. Guangxi People's Publishing House, Nanning, pp. 183–185. [In Chinese]
- Yueh, T.H. & Hwang, H.C. (1964) Description of a new genus and a new species of schizothoracid fish in China. *Acta Hydrobiologica Sinica*, 5 (1), 27–30. [In Chinese with English summary]
- Zhang, C.G. (2010) *Fauna Sinica, Osteichthyes, Anguilliformes*. Science Press, Beijing. [In Chinese]
- Zhang, C.G. (2011) *Cypselurus cladopterus* sp. Nov. In: Li, S.Z. & Zhang, C.G. (Eds.), *Fauna Sinica, Osteichthyes, Atheriniformes, Cyprinodontiformes, Beloniformes*. Science Press, Beijing, pp. 233–235. [In Chinese]
- Zhang, C.G. & Dai, D.Y. (1992) A new species of *Sinocyclocheilus* from Guangxi, China (Cypriniformes: Barbinae). *Acta Zootaxonomica Sinica*, 17 (3), 377–380. [In Chinese with English summary]
- Zhang, C.G., Musikasinthorn, P. & Watanabe, K. (2002) *Channa nox*, a new channid fish lacking a pelvic fin from Guangxi, China. *Ichthyological Research*, 49 (2), 140–146.
<http://dx.doi.org/10.1007/s102280200018>

- Zhang, C.G. & Zhao, Y.H. (2000) A new species of the genus *Vanmanenia* from Guangxi, China. *Acta Zootaxonomica Sinica*, 25 (4), 458–461. [In Chinese with English summary]
- Zhang, C.G. & Zhao, Y.H. (2001) A new fish of *Sinocyclocheilus* from Guangxi, China with a comment on its some biological adaptation (Cypriniformes: Cyprinidae). *Acta Zootaxonomica Sinica*, 26 (1), 102–107. [In Chinese with English summary]
- Zhang, Z.L., Zhao, Y.H. & Zhang, C.G. (2006) A new blind loach, *Oreonectes translucens* (Teleostei: Cypriniformes: Nemacheilinae), from Guangxi, China. *Zoological Studies*, 45 (4), 611–615.
- Zhao, T.Q. (1985) A new species of the genus *Nemachilus* (Cobitidae) from Xinjiang, China. *Zoological Research*, 6 (4), 53–56. [In Chinese with English summary]
- Zhao, Y.H., Lan, J.H. & Zhang, C.G. (2004) A new species of amblycipitid catfish, *Xiurenbagrus gigas* (Teleostei: Siluriformes), from Guangxi, China. *Ichthyological Research*, 51 (3), 228–232.
<http://dx.doi.org/10.1007/s10228-004-0220-z>
- Zhao, Y.H., Lan, J.H. & Zhang, C.G. (2009) A new cavefish species, *Sinocyclocheilus brevibarbus* (Teleostei: Cypriniformes: Cyprinidae), from Guangxi, China. *Environmental Biology of Fishes*, 86, 203–209.
<http://dx.doi.org/10.1007/s10641-008-9338-6>
- Zhao, Y.H., Watanabe, K. & Zhang, C.G. (2006) *Sinocyclocheilus donglanensis*, a new cavefish (Teleostei: Cypriniformes) from Guangxi, China. *Ichthyological Research*, 53 (2), 121–128.
<http://dx.doi.org/10.1007/s10228-005-0317-z>
- Zhao, Y.H. & Zhang, C.G. (2001) A new species of the genus *Microphysogobio* Mori from Guangxi, China (Cypriniformes: Cyprinidae). *Acta Zootaxonomica Sinica*, 26 (4), 589–592. [In Chinese with English summary]
- Zheng, C.Y. (1979) On a new catfish of the genus *Leiocassis* from Guangdong Province, China. *Acta Zootaxonomica Sinica*, 4 (2), 182–184. [In Chinese with English summary]
- Zheng, L.P., Du, L.N., Chen, X.Y. & Yang, J.X. (2009) A new species of genus *Triplophysa* (Nemacheilinae: Balitoridae), *Triplophysa longipectoralis* sp. nov. from Guangxi, China. *Environmental Biology of Fishes*, 85 (3), 221–227.
<http://dx.doi.org/10.1007/s10641-009-9485-4>
- Zheng, P.S. (1980) Genus *Mesogobio*. In: Zheng, P.S., Hwang, H.M., Chang, Y.L. & Dai, D.Y. (Eds.), *The fishes of the River Tu-men*. Jilin People Press, Changchun. [In Chinese]
- Zheng, P.S. (1981) Genus *Crossocheilus*. In: Fisheries Research Institute of Guangxi Zhuang Autonomous Region & Institute of Zoology, Chinese Academy of Sciences (Eds.), *Freshwater Fishes of Guangxi Province I*. Guangxi People's Publishing House, Nanning, Jiangsu Province, pp. 1–364. [In Chinese]
- Zheng, P.S. & Chang, Y.W. (1965) Studies on the Chinese soleoid fishes of the genus *Zebrias*, with description of a new species from the South China Sea. *Acta Zoologica Sinica*, 2 (4), 267–278. [In Chinese with English summary]
- Zhou, J., Zhang, C.G. & He, A.Y. (2004) A new species of the genus *Sinocyclocheilus* from Guangxi, China (Cypriniformes, Cyprinidae). *Acta Zootaxonomica Sinica*, 29 (3), 591–594. [In Chinese with English summary]
- Zhu, D.G. & Zhu, Y. (2012) A new species of the genus *Sinocyclocheilus* (Cypriniformes, Cyprinidae) from Guangxi, China. *Acta Zootaxonomica Sinica*, 37 (1), 222–226. [In Chinese with English summary]
- Zhu, D.G., Zhu, Y. & Lan, J.H. (2011) Description of a new species of Barbinae, *Sinocyclocheilus huangtianensis* from China (Teleostei: Cyprinidae). *Zoological Research*, 32 (2), 204–207. [In Chinese with English summary]
- Zhu, S.Q. (1983) A new genus and species of Nemacheilinae (Pisces: Cobitidae) from China. *Acta Zootaxonomica Sinica*, 8 (3), 311–313.
- Zhu, S.Q. & Cao, W.X. (1987) The noemacheiline fishes from Guangdong and Guangxi with descriptions of a new genus and three new species (Cypriniformes: Cobitidae). *Acta Zootaxonomica Sinica*, 12 (3), 321–331. [In Chinese with English summary]
- Zhu, Y., Zhao, Y.H. & Huang, K. (2013) *Aphyocypris pulchrilineata*, a new miniature cyprinid species (Teleostei: Cypriniformes: Cyprinidae) from Guangxi, China. *Ichthyological Research*, 60 (3), 232–236.
<http://dx.doi.org/10.1007/s10228-013-0338-y>