

ZOOTAXA

228

**Revision of *Ommatius* Wiedemann (Diptera: Asilidae). IV.
Pygommatius subgen. nov. with twenty-five Afrotropical species**

AUBREY G. SCARBROUGH & CLAUDIO G. MARASCIA



Magnolia Press
Auckland, New Zealand

AUBREY G. SCARBROUGH & CLAUDIO G. MARASCIA

**Revision of *Ommatius* Wiedemann (Diptera: Asilidae). IV. *Pygommatius* subgen. nov. with
twenty-five Afrotropical species**

(*Zootaxa* 228)

94 pp.; 30 cm.

4 July 2003

ISBN 1-877354-00-7 (Paperback)

ISBN 1-877354-01-5 (Online edition)

PUBLISHED BY

Magnolia Press

P.O. Box 41383 St. Lukes

Auckland 1030

New Zealand

e-mail: zootaxa@mapress.com

<http://www.mapress.com/zootaxa/>

© 2003 Magnolia Press

All rights reserved.

No part of this publication may be reproduced, stored, transmitted or disseminated, in any form, or by any means, without prior written permission from the publisher, to whom all requests to reproduce copyright material should be directed in writing.

This authorization does not extend to any other kind of copying, by any means, in any form, and for any purpose other than private research use.

ISSN 1175-5326 (Print edition)

ISSN 1175-5334 (Online edition)

Revision of *Ommatius* Wiedemann (Diptera: Asilidae). IV. *Pygommatius* subgen. nov. with twenty-five Afrotropical species

AUBREY G. SCARBROUGH¹ & CLAUDIO G. MARASCIA²

¹ Department of Biological Sciences, Towson University, Baltimore, MD 21252, USA;
ascarbrough@towson.edu

² Viale Le Corbusier 123, 04100 Latina, Italy

Table of contents

Abstract	4
Introduction	4
Materials and methods	5
<i>Pygommatius</i> , new subgenus	6
Species groups	8
Key to the Afrotropical species of the subgenus <i>Pygommatius</i> Scarbrough & Marascia	10
Taxa	16
<i>Ommatius (Pygommatius) alatipes</i> , sp. n.	16
<i>Ommatius (Pygommatius) albatrus</i> Martin	18
<i>Ommatius (Pygommatius) bingeri</i> Oldroyd	20
<i>Ommatius (Pygommatius) brevicornis</i> Curran	22
<i>Ommatius (Pygommatius) caligula</i> Oldroyd	24
<i>Ommatius (Pygommatius) cingulatus</i> Bromley	26
<i>Ommatius (Pygommatius) comosus</i> , sp. n.	28
<i>Ommatius (Pygommatius) dasypogon</i> Oldroyd	30
<i>Ommatius (Pygommatius) digitattus</i> Oldroyd	32
<i>Ommatius (Pygodactalyus) fluvius</i> , sp. n.	34
<i>Ommatius (Pygommatius) grossus</i> , sp. n.	35
<i>Ommatius (Pygommatius) imarginus</i> , sp. n.	37
<i>Ommatius (Pygommatius) jaculator</i> Walker	38
<i>Ommatius (Pygommatius) limbus</i> , sp. n.	40
<i>Ommatius (Pygommatius) litoreus</i> , sp. n.	41
<i>Ommatius (Pygommatius) lulua</i> , sp. n.	43
<i>Ommatius (Pygommatius) magnipes</i> , sp. n.	44
<i>Ommatius (Pygommatius) neglectus</i> Bromley	46

<i>Ommatius (Pygommatius) pectinus</i> , sp. n.	50
<i>Ommatius (Pygommatius) porticus</i> , sp. n.	52
<i>Ommatius (Pygommatius) renudus</i> , sp. n.	54
<i>Ommatius (Pygommatius) segouensis</i> , sp. n.	55
<i>Ommatius (Pygommatius) strigiatus</i> , sp. n.	56
<i>Ommatius (Pygommatius) talus</i> , sp. n.	58
<i>Ommatius (Pygommatius) vultus</i> , sp. n.	60
Acknowledgments	61
References	61

Abstract

A new subgenus of *Ommatius* Wiedemann, *Pygommatius* **subgen. nov.**, is described. Twenty-five Afrotropical species are assigned to this subgenus including *O. albatu*s Martin, *O. bingeri* Oldroyd, *O. brevicornis* Curran, *O. caligula* Oldroyd, *O. cingulatus* Bromley, *O. dasypogon* Oldroyd, *O. digitatus* Oldroyd, *O. jaculator* Oldroyd, and *O. neglectus* Bromley, and the following new species: *O. alatipes*, *O. comosus*, *O. fluvius*, *O. grossus*, *O. imarginus*, *O. limbus*, *O. litoreus*, *O. lulua*, *O. magnipes*, *O. pectinus*, *O. porticus*, *O. renudus*, *O. segouensis*, *O. strigiatus*, *O. talus*, and *O. vultus*. Twenty-three species are placed in the following six species groups: the *bingeri*, the *brevicornis*, the *comosus*, the *grossus*, the *litoreus*, and the *pectinus* groups. *Ommatius ornatipes* (Engel) is officially recognized as a **secondary homonym** of *O. ornatipes* Becker, and *O. neglectus* Bromley a **junior synonym** of *O. ornatipes* (Engel) (**SYN. N.**). Since *Ommatius ornatipes* (Engel) is preoccupied by *O. ornatipes* Becker, *O. neglectus* is recognized as the next available name for *O. ornatipes* (Engel). The male of *O. brevicornis* and the female of *O. albatu*s are described and illustrated for the first time. Illustrations of morphological structures, descriptions, and a key to all species are provided, as well as brief comments on the distribution of the group.

Key words: Diptera, Asilidae, *Ommatius*, new subgenus, *Pygommatius*, Afrotropical species

Introduction

Ommatius Wiedemann, though common, widespread, and extremely speciose (Hull 1962), is in need of a comprehensive review. Except for erecting a few genera from *Ommatius* and adding new species, the concept of the genus remains essentially unchanged since it was originally proposed (Wiedemann 1821). Brief descriptions of species, combined with minimal use of type material for verifying the identification of species, lack of or inadequate illustrations, and failure to recognize the importance of internal structures of the terminalia have contributed to errors in identification and multiple-named species. The absence of effective regional keys for identification of species has further compounded the problem.

Though the male terminalia are recognized as the primary means of identifying taxa, Martin (1964) suggested that the unique patterns of the terminalia might be used to form groups of apparently related species. Recently, we have used both internal and external characters of the terminalia, supplemented with chaetotaxy and leg structures, to successfully identify distinct clusters of morphologically similar taxa. Thus far, one subgenus (Hull 1962; Scarbrough and Marascia 2000) and six species groups (Scarbrough 1990, 1993, 2000, 2002, 2003) have been proposed. The objectives of this paper are: 1) to describe a new subgenus which is widely distributed in the Afrotropical and Oriental regions; 2) to report 25 Afrotropical species of which 16 are new to science; 3) to place these species within six species groups; 4) to describe the new species and to redescribe all previously known species of this subgenus; 5) to summarize the distribution of the subgenus and species within the Afrotropical region; and 6) to present a key and illustrations for the identification these species.

Materials and methods

The descriptive terminology follows that published in the Manual of the Nearctic Diptera (McAlpine 1981). Descriptions are composites of all specimens examined. To reduce lengthy, repetitive descriptions, character states recorded in the subgenus and/or in the description of a similar species are not repeated for a particular taxon. Thus, a complete description of a particular species may be assembled by consulting the description of the subgenus and that of similar species within the same species group. External morphological characters and terminalia were illustrated with the aid of an ocular grid in the eyepiece of an Olympus SZH10 dissecting microscope. Illustrations were scanned into a computer and modified using Adobe Photoshop software. Terminology of the terminalia and wings are given in the first figures where they first appear and are not repeated for comparable illustrations of other species. Morphological structures illustrated in different positions are represented by a single measurement bar.

General methodology follows that in Scarbrough and Marascia (1996, 1999, 2000). Ratios are based on measurements of a maximum of 10 specimens when available and all specimens when the number was less than ten. Ratios used in the text are defined as follows: **Face Head Width Ratio** (FHWR) = the quotient of the straight-line distance at the widest point of the head divided by the straight-line distance of the face at the base of the antenna. **Hind Femur Width Length Ratio** (HFWLR) = the quotient as the greatest dorsal length of the hind femur from the trochanter to the apex divided by the greatest vertical width. In recording label data for type material, a forward slash [/] with space before and after denotes the end of a line and an ~ symbol denotes information on a second label. Rarely a forward slash appears on the data line, not denoting a line, and is recorded without an anterior skip space. A comma is used only for label data to separate the specimen number and multiple collection dates. Square brackets [] are used to indicate additional

information not found on labels. Data from non-type specimens are recorded as they appear on the labels, usually sequentially as political region, specific collecting site [when given] date and collector. A forward slash is not used to separate lines in recording data from non-type specimens. Country names in the specimen examined section are recorded alphabetically in bold, capital letters at the beginning of a series. Collecting dates are standardized with day, month [lower case Roman numerals], and year. Museums where specimens are stored appear in brackets following the label data.

Curators and their institutions (acronyms follow Arnett *et al.* 1993) are as follows: John E. Chainey, Museum of Natural History, London (BMNH); Norman Penny and Keve Ribardo, California Academy of Sciences, San Francisco (CASC); Chen W. Young, Carnegie Museum of Natural History, Pittsburgh (CMNH); Jeff Cumming and Harold Walther, Canadian National Collection of Insects, Ottawa (CNCI), Gary J. Steck, Florida State Collection of Arthropods, Gainesville (FSCA); IPNC; Pol Limbourg, Institut Royal des Sciences Naturelle de Belgique, Bruxelles (ISNB); Eliane De Coninck and Jos Debecker, Musee Royal de L' Afrique Centrale, Tervuren (MRAC); Roy Danielsson, Museum of Zoology, Lund University, Helgonav (MZLU); Léonidas Tsacas, Muséum National d'Historie Naturelle, Paris (MNHN); R. Sithole, Natural History Museum of Zimbabwe, Bulawayo (NMBZ); Jason Londt, Natal Museum of South Africa (NMSA); Ashley H. Kirk-Spriggs, National Museum of Namibia, Windhoek (NMWN); F. Christian Thompson, The National Museum of Natural History, Washington, D. C (USNM); Matthias Buck, Insect Collection, Department of Environmental Biology, University of Guelph, Ontario (DEBU); Bradley Sinclair, Zoologisches Forschungsinstitut und Museum Alexander Koenig, Bonn (ZMFK); Ben Brugge, Universiteit von Amsterdam, Instituut Voor Taxonomische Zoologie, Zoologische Museum, Amsterdam (ZMAN); W. Schacht, Zoologische Staatssammlung München, Germany (ZSMC).

***Pygommatius*, new subgenus**

Type species: *Ommatius neglectus* Bromley, 1936, by present designation.

Diagnosis. As *Ommatius* Wiedemann (Hull 1962) except as in the following. MALE. *Head*: Face evenly sloped, usually with sparse, short setae; mystax with long setae [sometimes abundant] and sparse long, usually white or yellow, pencil-like bristles, each with apex near or just beyond proboscis distally. Palpus and frons usually yellow setose; frontal setae about as long as scape. Proboscis black, narrow ventral base often yellow to brown-yellow. Antenna and ocellar tubercle black setose. Ocellar tubercle usually with two long setae, length shorter than pedicel and scape combined. Occiput with dorsal postocular bristles long, thin, and proclinate. *Thorax*: Mesonotum usually with sparse short setae and thin tomentum, ground color black, sometimes subshiny, posterior corners often reddish yellow to yellow. Two marginal scutellar bristles present; preapical groove absent. Ground color

of pleuron usually black, often partly brown-yellow to yellow posteriorly. Anepimeral bristle absent, one seta sometimes present. *Wing*: Mostly bare, dense microtrichia usually present only on apical fourth to half and posterior two-thirds, rarely entirely dense microtrichose; cell r_4 narrow, base beyond apex of cell d; cell m_1 wide beyond narrow base, usually constricted preapically; vein M_1 arched basally. *Leg*: Middle and hind femora with anteroventral setae and sparse, irregularly spaced bristles, bristles sometimes unusually long. *Male*: Abdominal sternites 3-5, rarely 2 and 6, usually with several, prominent, erect bristles; *O. lulua*. with only dense, long, wavy setae present. *Terminalia* (Figs. 54-58, 62-66, 70-74, 78-82, 86-90, 94-98, 102-106, 110-114, 118-122, 126-130, 134-138, 139-143, 147-151, 152-156, 160-164, 165-169, 173-177, 181-185, 189-193, 197-201, 205-209, 210-214, 218-222, 226-230): As long as apical 3 abdominal segments combined. Cercus 3 or more times as long as wide. Epandrium with 2-3 well-defined branches, each separated by a deep cleft or sinus; dorsal branch when present short, extending to or just beyond base of cercus, sometimes inconspicuous unless specimen dissected; median and ventral branches usually parallel, extending to or beyond cercus apex; median branch most prominent, usually styliform, sometimes phylloid. Gonostylus usually minute. Aedeagal sheath dorsally thin, membranous, with 2 pairs of long apodemes posteriorly; thin, ligament-like dorsal pair and thicker, more prominent, darkly sclerotized, ventral pair; aedeagal apodeme unusually long, 6-7 times as long as aedeagal sheath and distiphallus combined; distiphallus usually short, thin, and sigmoid, often flattened dorsoventrally and expanded apically. Hypandrium variable, often with a tuft or transverse rows of bristles; bristles often fused basally, wavy, curved, and/or flattened. **FEMALE**. Legs and abdomen normal, without unusually stout or dense vestiture. *Terminalia* (Figs. 59-61, 67-69, 75-77, 83-85, 91-93, 99-101, 107-109, 115-117, 123-125, 131-133, 144-146, 157-159, 170-172, 178-180, 186-188, 194-196, 202-204, 215-217, 223-225): Tergite 9 short, narrow, strap-like medially, wider laterally, rarely as long as cercus. Spermathecae elongate, usually carrot-shaped with wide base tapering to narrow apex, usually twice reflected; spermathecal duct usually inserted prebasally and laterally. Genital fork simple, basal half membranous, arms apically sclerotized.

Remarks. The combined characters of the pencil-like bristles of the face, the unique terminalia and the pattern of vestiture on 2-3 abdominal sternites of the male readily distinguish *Pygommatius* from the subgenus *Metommatius* and all other species of *Ommatius*. Characters that further distinguish the male include the terminalia being as long as or longer than the apical 3 abdominal segments and the absence of a stout anepimeral bristle and a uniform row of evenly spaced anteroventral bristles on the hind femur. In contrast, the other Afrotropical species of *Ommatius* possess a prominent anepimeral bristle, a row of several stout anteroventral bristles below the hind femur, and shorter terminalia. Furthermore, the latter species have a single 'blade-like' epandrium, without multiple branches separated by deep lobes and a prominent gonostylus. Among the New World fauna, several species, such as *O. megacephalus* (Bellardi) (1861), *O. subtus* Scarbrough

and Poinar (1992), and *O. lucidatus* Scarbrough (1997), possess a single anepimeral seta, and the males have several erect bristles on one to three abdominal sternites. However, their terminalia are simple, without the unique features described herein, and the vestiture of the face and legs, and wing venation are also significantly different.

Etymology. Greek, *Pygommatius*, combination from *pyga* and the genus *Ommatius*, referring to the unusual digitate characters of the epandrium.

Distribution. Seashore, savanna, and riverine vegetation and forests, ranging from sea level to 2000 meters in elevation, in arid to humid tropical regions.

Species groups

The *bingeri* species group includes *O. bingeri*, *O. caligula*, and *O. digittatus*. These are small (7.0-9.0 mm) black flies with a wide face (FHWR 1.0:4.2-1.0:4.8), abundantly long setae on the head and mesonotum, 4-6 long ocellar setae, yellow legs and irregularly spaced bristles below the hind femur. Further, the wings are entirely microtrichose and cell m_1 gradually and evenly widens from a narrow base to a wide apex (Figs. 3, 8). The distiphallus is wide, tubular, with minute surface tubercles or ridges apically (Figs. 74, 90, 122); the second branch of the epandrium is prominent (Figs. 70-86) except in *O. digittatus* (Fig. 118).

Distribution. Coastal countries of West Africa.

The *comosus* species group includes *O. comosus*, *O. fluvius*, *O. imagines*, *O. porticus*, and *O. renudus*. These species have a narrow, sparsely setose face (FHWR 1.0:7.9-1.0:10.0), the mesonotum is densely tomentose, the narrow, lateral margin of abdominal tergites is yellow, and the legs are mostly or entirely yellow. Males have a row of 6-9 stout bristles in single file below the fore femur (Fig. 23); the hind femur (HFWLR <1.0:5.7) is swollen with a row of long anteroventral setae, abundant, long, wavy setae on the apical half posteriorly and ventrally and a posterior row of stout bristles; the hind tibia (Figs. 39, 40, 41, 45, 46) is flat, wide medially, with a preapical constriction. The lateral margin of tergite 5 (Fig. 53) and terminalia (Figs. 102, 126, 139, 189, 197) of the male with minute setae anchored in large sockets. The epandrium has stout claw-like apical bristles; the hypandrium has only simple setation; and the apical margin of sternite 8 of the female is strongly triangular (Figs. 109, 133, 146, 196, 204).

Distribution. Equatorial Africa.

The *brevicornis* species group includes *O. alatipes*, *O. albatas*, *O. brevicornis*, *O. cingulatus*, *O. dasypogon*, *O. neglectus*, *O. magnipes*, and *O. talus*. These species are readily distinguished by the narrow, style-like, often capitate, median branch of the epandrium and the wide face (FHWR <1.0:5.5). *Ommatius brevicornis* shares the narrow (FHWR

>1.0:6.9), sparse setose face and ventral row of stout bristles below the fore femur that is characteristic of the *comosus* group. However, it is included in the *brevicornis* species group because of the style-like epandrium, an apical tuft of bristles on the hypandrium, wholly dark abdominal tergites, absence of minute setae on the abdominal tergites and terminalia and a normal, not calf-like, hind tibia, as in the *comosus* group. Furthermore, the apical margin of sternite 8 is only slightly triangular in females.

Distribution. Widespread in riverine and low altitude forests of temperate and tropical Africa. *Ommatius albatius* is apparently limited to Madagascar.

The *grossus* species group includes those males that have a wide face (FHWR <1.0:4.9) with moderately dense setation, the legs have unusually abundant, long setae (see hind femur, Fig. 34) and the hind coxa and fore femur have long, stout, ventral bristles (Figs. 24, 25, 34). Further, the predominant branch of the epandrium is stout with a capitate apex; the gonostylus has two apical processes; the hypandrium has a tuft of wide, flat, bristles; and the aedeagal sheath is greatly expanded above the distiphallus (Figs. 134-138, 147-151).

Distribution. Known from the southern plateaus of the Democratic Republic of Congo and Zambia.

The *litoreus* species group includes *O. litoreus*, *O. strigiatus*, and *O. voltus*. Males of these species have two or more unusually long bristles on the basal third of the fore femur (Figs. 26-28). The hind femur is widest medially with ventral concavity basally and two unusually long bristles occur on the apical third and claw-like setae or short, flat bristles are present on the basal half posteriorly (Figs. 35, 37, 38). The hind tibia is short, about as long as the hind tarsus, and club-like with a low apical flange (Figs. 43, 47, 48). The epandrium has only two branches; the gonoxocite has a conspicuous flange; and the hypandrium has minute grooves and ridges (Figs. 152, 210, 226). Further, the aedeagal sheath above the distiphallus in *O. litoreus* and *O. strigiatus* is complex (Figs. 156, 210) whereas it is simple in *O. voltus* (Fig. 230). The spermathecae are only slightly sigmoid, not recurved (Figs. 157, 215).

Distribution. Known only from montane forests of Kenya and Malawi.

The *pectinus* species group include those species that have a short oval flagellum, pedicel with a ventral seta that extends beyond the flagellum and three stout ventral femoral bristles (see Fig. 24). The densely microtrichose wing and the terminalia further characterize this species group.

Distribution. Species are thus far known from the west coast of Africa from Senegal and Mali southward to the Democratic Republic of Congo.

Ommatius lulua and *O. jaculator* cannot be placed into any group pending discovery of additional material. However, both species have some similarities with one or two spe-

cies of the *brevicornis* species group. *Ommatius lulua*, the only species that lacks the typical vestiture of sternites 2-4, has the typical vestiture of the head and legs, wing venation, and characters terminalia (Figs. 160-164) of the subgenus. While the terminalia and abdomen are absent, the typical vestiture of the head and femora, and wing venation are like those of the other species in the subgenus. Further, the flat, brush-like pattern of setae at the apex of the style and the partially bare style are essentially identical to that in *O. dasy-pogon*.

Distribution. 'Africa'.

Key to the Afrotropical species of the subgenus *Pygommatius* Scarbrough & Marascia

The key below permits workers to identify the known species of this subgenus. We have used characters that apply to both sexes whenever possible throughout the key for ease of identification. However, the terminalia should be removed and cleared for close examination and compared with illustrations in the paper to verify identification. Females are the most difficult to identify due to only slight differences in external characters. However, spermathecae and sternite 8 are helpful when used in combination with other body characters for identification. It is further useful to match females with males that have identical label data, e.g. members of the *comosus* group are sympatric and are almost identical externally. Lastly, this key is provisional and will undoubtedly require modifications as longer series of known species and new species are discovered.

1. Anepimeral bristle present, contrastingly thicker than adjacent setae, and with an easily discernible socket; aedeagal sheath with one pair of apodemes ventrally; gonostylus moderately long, not unusually small; epandrium simple apically, rarely with only one short digitate process present; sternites [σ] with scattered vestiture, not forming conspicuous pattern of erect bristles or wavy setae ***Ommatius* s. str.**
- Anepimeral bristle absent or extremely thin, only slightly thicker than surrounding setae, and without an easily discernible socket; aedeagal sheath with a pair of apodemes dorsally and ventrally; gonostylus unusually small or minute; epandrium complex apically, 2-3 long, long digitate processes present, each separated by an unusually deep sinus; 2-4 sternites [σ] usually with a conspicuous pattern of erect bristles or wavy setae **Pygommatius subgen. nov.** ...2
2. All coxae entirely dark brown or black 3
- One or more coxae mostly or entirely yellow to reddish-yellow 12
3. Femora mostly or entirely yellow, hind femur at most light brownish-yellow to brown apically 4
- Fore and middle femora mostly to entirely black anteriorly 11
4. Wings entirely with dense yellow microtrichia; mesonotum [σ] with unusually abundant, long, setae anteriorly and between dorsocentral rows, setae as long as to longer

- than 3 antennal segments combined; apical segments of abdomen [♀] usually with stout bristles (Fig. 52); small species [7.0-9.0 mm] 5
- Wings with dense brown microtrichia on apical half to two-thirds, usually sparse to absent basally, at most narrowly behind veins in basal cells; mesonotum [♂] with sparse setae, not unusually long or abundant; apical segments of abdomen [♀] without unusually stout bristles; usually larger species [9.2-13.3 mm] 7
5. Epandrium with one wide, prominent branch, secondary branches small, concealed along inner surface (Figs. 70-71, 86-87); gonostylus short (Figs. 73, 89); apical margin of sternite 8 [♀] medially with a rectangular or shallow V-shaped notch (Fig. 77, 93) present 6
- Epandrium with two, long, narrow branches (Figs. 118-119); gonostylus long, strongly hooked (Fig. 121); apical margin of sternite 8 [♀] medially without rectangular or shallow V-shaped notch (Fig. 125); Kenya, Democratic Republic of Congo *O. digittatus* Oldroyd
6. Epandrium blade-like, tapered ventrally to pointed apex; apical margin of sternite 8 [♀] medially with a rectangular notch; terminalia (Figs. 70-77); Cote d'Ivoire, Ghana, Senegal *O. bingeri* Oldroyd
- Epandrium wide apically, apex oblique with round corners; apical margin of sternite 8 [♀] with a shallow V-shaped notch; terminalia (Figs. 86-93); Democratic Republic of Congo, Sierra Leone *O. caligula* Oldroyd
7. Hind femur yellowish-brown to brown apically, often anterodorsal brown stripe present extending dorsally, rarely mostly brown anteriorly; mesonotum with thin tomentum dorsally, surface subshiny, 2 light brown paramedial tomentose stripes usually present; lateral and dorsocentral bristles always and scutellar bristles usually black; face [♂] ventrally with abundant white 'drooping' setae; fore femur [♂] ventrally with only setae, bristles absent 8
- Hind femur yellow, sometimes faint brown tint present apically; mesonotum with tomentum more dense completely covering surface, without distinct brown paramedial stripes; most dorsocentral and all marginal scutellar bristles yellow; face [♂] ventrally with sparse, erect, white setae; fore femur [♂] ventrally with a row of prominent yellow bristles (Figs., 23, 24) 9
8. Tarsi with apical 3 tarsomeres black, basal 2 yellow; hind femur long and narrow [HFWLR 1.0:8.0] (Fig. 32); cells m_3 and r_4 narrow (Fig. 7); mystax [♂] dense, white setose, setal mass rectangular, apex of mass truncate, sides parallel; fore coxa with thin, downward directed bristles; fore tarsus with numerous, unusually thick, angular in cross-section, spine-like, black bristles; hind tarsus with basal tarsomere normal, not unusually long, apical 3 tarsomeres with dense, white setae dorsally (Fig. 50); terminalia (Figs. 110-117); Kenya, Tanzania, Uganda *O. dasypogon* Oldroyd
- Tarsi with only apical tarsomere entirely black, basal 4 tarsomeres entirely to mostly yellow; hind femur normal, not especially long and narrow [HFWLR <1.0:6.6]; cells

- m_3 and r_4 wider (Fig. 1); mystax [σ] not unusually dense, setal mass not rectangular, setae spread laterally, length variable; fore coxa [σ] with 2-4 erect, forward projecting bristles; fore tarsus with only thin, round, brown bristles; hind tarsus (Fig. 49) with basal tarsomere unusually long, black setose dorsally, without dense white setae; terminalia (Figs. 54-61); Malawi, Mozambique, Nigeria, Senegal, South Africa, Swaziland, Tanzania, Zambia, Zimbabwe *O. alatipes*, **sp. n.**
9. Pedicel with only short black setae; hind trochanter (Fig. 34) with 2 long, curved, apically capitate, yellow bristles; legs with unusually abundant setae posteriorly and laterally, most dense on apical third of fore and middle tibiae; hind tibia flat, slightly bent inward apically, capitate (Fig. 42); terminalia (Figs. 147-151); Zambia *O. limbus*, **sp. n.**
- Pedicel with 1 unusually long yellow seta ventrally, apex well beyond flagellum; legs not as in *O. limbus* 10
10. Epandrium with median branch leaf-like, apex pointed; ventral branch narrow, bifid with deep cleft apically; hypandrium with dense, basally fused bristles, leaf-like in ventral view; terminalia (Figs. 205-209); Mali *O. segouensis*, **sp. n.**
- Epandrium with median branch narrow, surface rugose, apex pointed; ventral branch ear-like, longer and wider than median branch, surface with minute setae; hypandrium with single bristles, none fused but with minute bracts; spermatheca tubular; terminalia (Figs. 181-188); Benin, Democratic Republic of Congo, Ghana, Gambia, Nigeria, Senegal, Sierra Leone..... *O. pectinus*, **sp. n.**
11. Wing mostly microtrichose, basal cells sparsely microtrichose only behind veins; fore and middle femora entirely black; face wide (FHWR < 1.0:4.8), with abundant white setae ventrally; fore femur ventrobasally with 3 long, thick bristles (Fig. 24); middle femur ventrally with only setae; hind trochanter with 2 long, strongly curved, bristles, apex rounded; wing, terminalia (Figs. 10, 134-138); Democratic Republic of Congo .. *O. grossus*, **sp. n.**
- Wing mostly bare, apical and posterior margins narrowly microtrichose; fore and middle femora mostly yellow, black anteriorly; face narrow (FHWR > 1.0:5.8), ventral setae sparse; hind trochanter with only short, straight bristles, apex acute; fore femur ventrally with bristles decreasing sequentially in length and thickness, basal bristle thicker and longer (Fig. 27); middle femur basally with 2-3 ventral bristles; hind trochanter without unusually long, curved bristles; wing, terminalia (Figs. 20, 210-217); Malawi *O. strigatus*, **sp. n.**
12. Metacoxa entirely yellow, pleuron at least narrowly yellow posteriorly 13
- Metacoxa usually partly or entirely black, pleuron black posteriorly 21
13. Pleuron mostly black, yellow narrowly below halter; middle coxa black, rarely apex red; lateral margin of abdominal tergites beyond basal 2 black 14
- Pleuron mostly yellow, sometimes reddish-yellow, anepisternum and katapisternum mostly black, meron often partly black; middle coxa entirely yellow; wide lateral mar-

- gin of basal 4-6 abdominal tergites yellow 16
14. Hind coxa yellow; femora with narrow or wide preapical brown band, yellow elsewhere; hind tibia [σ] apically and all tarsi dorsally with abundant white setae, sparse in female but most obvious on hind tibia and hind tarsus; middle and hind tarsi dorsally mostly yellow, narrow apex and venter brown; fore femur [σ] with only setae ventrally; hind tibia [σ], slender, about as long as hind femur, slightly capitate apically; wing, terminalia (Figs. 5, 94-101); Mozambique, South Africa *O. cingulatus* Bromley
- Hind coxa black; femora brown apically, yellow basally, preapical brown band absent; hind tibia and tarsi with sparser black and yellow setae; middle and hind tarsi black; fore femur [σ] with stout bristles ventrally (Figs. 26, 28); hind tibia [σ] thick and short, about two-thirds as long as hind femur; short, lateroapical keel present (Figs. 43, 48) 15
15. Apical margin of fore coxa [σ] with 3 unusually long bristles; fore femur basally with 2 ventral bristles, 1 unusually thick and 1 much thinner (Fig. 28); hind tibia [σ] club-like (Fig. 48); terminalia (Figs. 226-230); Kenya *O. vultus*, sp. n.
- Apical margin of fore coxa [σ] with much thinner, shorter bristles; fore femur basally with 5 stout, ventral bristles (Fig. 26); hind tibia [σ] widest medially (Fig. 43); terminalia (Figs. 152-159); Kenya *O. litoreus*, sp. n.
16. Face narrow [FHWR>1.0:6.5]; mystax [σ] with sparse, erect, yellow setae; fore femur (Fig. 23) ventrally with a row of 6-10 stout bristles, only thin, posterodorsal setae present; fore tibia and basal tarsomere with sparse setae, usually mostly brown; hind tibia with base and apex light and dark brown respectively, yellow medially; hind tibia yellow medially, apically and basally narrowly brownish-yellow; hind tibia [σ] flattened, wide medially, constricted preapically (Figs. 39, 40, 41, 45, 47); apical margin of sternite 8 [φ] strongly triangular (Figs. 109, 133, 146, 195, 204) surface thinly sclerotized medially, often yellow, with a low median ridge and/or groove present, often projecting beyond apical margin 17
- Face wider [FHWR <1.0:5.5]; mystax [σ] with abundant, slightly drooping, white setae; fore femur [σ] ventrally with only thin setae, an unusually long, brown, posterodorsal bristle present medially; fore tibia and basal tarsomere of fore tarsus with dense, short, white setae; hind tibia normal, yellow basally, brown apically, neither wide medially or constricted apically; apical margin of sternite 8 [φ] slightly produced, surface evenly sclerotized behind margin, median ridge or groove absent; wing, terminalia (Figs. 15, 165-172); Cameroon, Chad, Nigeria *O. magnipes*, sp. n.
17. Sternite 4 [σ], sometimes 3, with abundant, long, thin, wavy setae; sternite 5 bare, conspicuous setae absent; sternite 6 with thin, erect, pencil-like bristles laterally (Fig. 53) 18
- Sternites 4-6 [σ] with only thin, erect, pencil-like bristles, wavy setae absent 20
18. Sternites 3 and 4 [σ] with dense wavy setae (Fig. 53); tergite 4 with lateral fringe of

- only yellow bristles, never bordered dorsally with brown bristles; apex of cell m_3 slightly curved, not pointed (Fig. 6); tergite 9 [♀] short, entirely membranous dorsally, sclerotized laterally; cercus and ventral lamella broadly triangular, only slightly longer than wide; hind tibia [♂], terminalia (Figs. 39, 102-109); Kenya, Uganda *O. comosus*, sp. n.
- Sternite 4 [♂] only with dense, thin, wavy setae; sternite 3 usually bare, at most only sparse, short, wavy setae medially; tergite 4 with lateral yellow fringe bordered dorsally with brown bristles; apex of cell m_3 slightly curved or strongly pointed (Figs. 11, 19); tergite 9 [♀] mostly or entirely sclerotized dorsally, cercus and ventral lamella narrow, longer than wide 19
19. Ventral lamella [♂] with a row of dense yellow setae laterally (Fig. 139); tergite 9 [♀] much shorter than cercus; face [♀] ventrally with 3-4 thick, yellow bristles; vein M_3 oblique, apex of cell pointed (Fig. 11); hind tibia [♂], terminalia (Figs. 41, 139-146); Cameroon, Congo *O. imaginus*, sp. n.
- Ventral lamella [♂] bare, a row of dense setae absent laterally (Fig. 197); tergite 9 [♀] about as long as cercus; face [♀] usually with 3-4 thick, brown bristles ventrally; vein M_3 slightly curved, apex of cell m_3 not pointed (Fig. 19); hind tibia [♂], terminalia (Figs. 47, 197-204); Cameroon, Nigeria, Republic of Central Africa *O. renudus*, sp. n.
20. Wing [♂] (Fig. 18) with apex of cell m_3 almost truncate, vein M_3 slightly angular or arched medially; lateral margin of tergite 4 [♂] entirely with a fringe of abundant yellow or yellow and brown mixed bristles; tergite 9 [♀] much shorter than cercus, membranous dorsally, sclerotized laterally; sternite 8 [♀] (Fig. 196) usually collapsed medially behind apical margin and margined with sparse brown bristles, apical margin evenly contoured laterally; hind tibia [♂] with only a pronounced preapical constriction (Fig. 45), terminalia (Figs. 189-196); Côte d'Ivoire, Nigeria.... *O. porticus*, sp. n.
- Wing [♂] (Fig. 9) with apex of cell m_3 pointed, vein M_3 oblique, neither arched nor angled medially; apical corner of tergite 4 [♂] with only sparse yellow bristles, dense fringe absent; tergite 9 [♀] about as long as cercus; apical margin of sternite 8 [♀] with a deep notch laterally (Fig. 133); hind tibia [♂] with only a slight preapical constriction (Fig. 40); terminalia (Figs. 126-133); Gabon *O. fluvius*, sp. n.
21. Hind tarsus usually brown or black, at most basal tarsomere yellowish-brown to yellow 22
- Hind tarsus with basal 2 or more tarsomeres yellow 27
22. Basal 2-3 tarsomeres of fore tarsus dorsally with yellow or white setae; hind femur dark brown, brown and yellow interface narrow, color transition abrupt; fore tibia and fore tarsus [♂] basally with a fringe of lateral setae..... 23
- Basal 2-3 tarsomeres of fore tarsus dorsally with only brown setae; hind femur usually lighter brown, color interface broader, gradually grading from brown to yellow; fore tibia and fore tarsus [♂] without fringe of lateral setae 24

23. Cell r_4 unusually narrow from base to beyond middle (Fig. 21); fore tibia with a thin fringe of long, setae laterally, absent in female; hind tibia brown setose anteriorly; mystax [σ] with only sparse yellow setae; terminalia (Figs. 218-225); Benin, Côte d'Ivoire, Ghana, Nigeria *O. talus*, sp. n.
- Cell r_4 entirely much wider (Fig. 2); fore and middle tibiae and fore tarsus with a dense fringe of setae laterally, shorter, less abundant in females; hind tibia anteriorly white setose, entirely in male, basal half in female only; mystax [σ] with dense, drooping, white setae; terminalia (Figs. 62-69); Madagascar *O. albatrus* Martin
24. Middle coxa entirely black; hind femur anteriorly with dorsal half partly to entirely brownish-yellow to brown, sometimes present as a light brown streak; base of cell r_4 just beyond apex of cell d; cell m_3 long and narrow, not significantly wider apically (Fig. 16); hind tibia [σ] with a flat tuft of long, white, preapical setae (Fig. 44); apical tarsomere of hind tarsus digitate, with abundant, short, white setae dorsally (Fig. 51); terminalia (Figs. 173-180); Kenya, Mozambique, South Africa, Zimbabwe *O. neglectus* Bromley
- Middle coxa at least partly red to yellow apically, base sometimes brown; other leg characters and wing differing from above..... 25
25. Flagellum long, at least twice as long as wide; femora anteriorly usually brown-yellow; middle femur [σ] ventrally normal, shallow concavity and bristles absent ventrally, only scattered setae present; sternites 4-6 without stout, erect bristles; wing, terminalia (Figs. 14, 160-164); Democratic Republic of Congo *O. lulua*, sp. n.
- Flagellum shorter, < 1.5 times as long as wide; femora with brown extending diagonally from apex ventrally to dorsal third to two-thirds basally; middle femur [σ] ventrally with shallow concavity and stout ventral bristles, unusually abundant setae [*O. jaculator*] sometimes present; sternites 4-6 [σ , *O. brevicornis*] with stout, erect bristles 26
26. Middle femur [σ] with 5 posteroventral bristles and abundant ventral setae (Fig. 29); hind femur anteriorly with a row of several bristles and long, curved, apical setae, anteroventral bristles absent, and 2 short, thick, posteroventral bristles basally (Fig. 33); style [σ] with setae absent ventrally, a flat, apical tuft of 4-5 short setae present; 'Africa' *O. jaculator* Walker
- Middle femur [σ] with 2-3 ventral bristles; hind femur anteriorly with only 2-3 bristles medially and 3 long, anteroventral bristles, basal posteroventral bristles thinner, more numerous (Fig. 30), apical setae short, none curved; style [σ] normal, with several ventral setae and sparse apical setae; only 2 spermathecae present; terminalia (Figs. 78-85); Congo, Côte d'Ivoire, Democratic Republic of Congo, Ghana, Malawi, Nigeria, Sierra Leone *O. brevicornis* Curran
27. Tarsi with apical 3 tarsomeres black, basal 2 yellow; hind femur long and narrow [HFWLR 1.0:8.0] (Fig. 32); cells m_3 and r_4 narrow (Fig. 7); mystax [σ] dense, white setose, setal mass rectangular, apex of mass truncate, sides parallel; fore coxa with

- thin, downward directed bristles; fore tarsus with numerous, unusually thick, angular in cross-section, spine-like, black bristles; hind tarsus with basal tarsomere normal, not unusually long, apical 3 tarsomeres with dense, white setae dorsally (Fig. 50); terminalia (Figs. 110-117); Kenya, Tanzania, Uganda *O. dasypogon* Oldroyd
- Tarsi with only apical tarsomere entirely black, basal 4 tarsomeres entirely to mostly yellow; hind femur normal, not especially long and narrow [HFWLR <1.0:6.6]; cells m_3 and r_4 wider (Fig. 1); mystax [σ] not unusually dense, setal mass not rectangular, setae spread laterally, length variable; fore coxa [σ] with 2-4 erect, forward projecting bristles; fore tarsus with only thin, round, brown bristles; hind tarsus (Fig. 49) with basal tarsomere unusually long, black setose dorsally, without dense white setae; terminalia (Figs. 54-61); Malawi, Mozambique, Nigeria, Senegal, South Africa, Swaziland, Tanzania, Zambia, Zimbabwe *O. alatipes*, sp. n.

Taxa

Ommatius (Pygommatius) alatipes, sp. n.

Figs. 1, 49, 54-61

Male. Body brown to black. Length, body 9.8-10.0 mm; wing 6.8-7.7 mm. *Head*: Mostly white tomentose, white setose. Face with 1-4 thin, black bristles; mystax dense with white, 'drooping' setae; pencil-like bristles sparse; FHWR 1.0:4.6-1.0:5.3. Proboscis with narrow base yellow. Pedicel sometimes sparsely to entirely black setose. Frons slightly brownish-gray to yellowish-gray tomentose. Occiput with 1-5 black postocular bristles, apex of longest at or just before ocellar tubercle.

Thorax: Black. Mesonotum dorsally with sparse mostly light brownish-gray to yellowish-gray tomentum, surface subshiny, 2 paramedial stripes and 2 lateral spots brown tomentose; vestiture dark brown to black, setae abundant anteriorly, laterally and posteriorly, anterior setae about as long as scape and pedicel combined; 4 long, lateral bristles and 2-3 shorter dorsocentral bristles present. Scutellum light brownish-gray to yellowish-gray tomentose with abundant, long setae and 2 white or black marginal bristles. Pleuron mostly gray tomentose, anepisternum slightly yellow; setae and bristles white. Halter yellow.

Wing (Fig. 1): Apical third and apical half posteriorly dense microtrichose. Cell r_4 moderately wide. Cell m_3 pointed, apex near base of cell m_1 .

Leg: Coxae usually black, fore and middle coxae sometimes yellow apically; gray tomentose; fore coxa apically with 2-4 long, erect, white bristles. Femora mostly yellow, yellowish-brown to black anterodorsal stripe present; hind femur dark brown on dorsal half to two-thirds. Fore and middle femora with only yellow setae ventrally, bristles absent. Hind femur with 4 long, yellow, anteroventral bristles, longest bristle about one-

third as long as hind femur; brown anterodorsal stripe present, with numerous, comb-like, yellow setae; only 5-6 short, brown, posteroventral bristles present; HFWLR 1.0:5.8-1.0:6.5. Tibiae and tarsi mostly to entirely yellow; fore and middle tarsi laterally with sparse yellow bristles. Hind tarsus (Fig. 49).

Abdomen: Mostly gray tomentose, slightly brown dorsomedially; mostly white setose, scattered brown setose dorsally; tergites 7-8 narrow, about two-thirds as wide as widest segment; basal sternites with long, erect setae; apical third of sternite 3, entire sternite 4, and basal third of sternite 5 with erect bristles; apical margin of sternite 8 with black bristly setae.

Terminalia (Figs. 54-58): Epandrium with 3 branches, median and ventral branches very slender, former longer, apex slightly capitate. Hypandrium apically with dense 'beard' of long, thin bristles.

Female. Differs from male as follows. Length, body 9.2-11.7 mm; wing 6.7-9.0 mm.

Head: Face without unusually dense white vestiture; 7-8 brown bristles present. *Thorax*: Mesonotum with setae about as long as scape only. Katatergite with 1-3 black bristles. *Wing*: Apex of cell m_3 only slightly pointed, just beyond midpoint between r-m and base of m_1 . *Leg*: Fore coxa with erect bristles only slightly thicker than surrounding vestiture. Middle femur mostly white setose ventrally. Hind femur anteriorly with brown diagonally, venter yellow; mostly long, brown setae present ventrally, stout bristles absent; 1 posteroventral seta about one-third as long as hind femur; HFWLR 1.0:5.7-1.0:7.1. Hind tarsus with tarsomeres entirely or narrow apex light brown-yellow. *Abdomen*: Sternites 3-5 without stout bristles. Tergite 9 dorsomedially narrow, one-fourth to one-third as long as laterally. *Terminalia* (Figs. 59-61): Three spermathecae present, apex not strongly pointed, base with duct preapical and lateral. Apical margin of sternite 8 medially triangular, often bent forward in dry specimens.

SPECIMENS EXAMINED. Holotype ♂, **SOUTH AFRICA**, E. Transvaal / 20.5 km S. Nelspruit / Noordkaap R. 2530DB / 1-2.xii.1976 R. Miller (NMSA); allotype ♀, **SOUTH AFRICA**, 2428CD / Transvaal Nyl River / 8 km SW of Nylstroom / 29-31.i.78, J. Londt / Bushveld near river (NMSA). Paratypes, **MALAWI**: 1 ♂, 1 ♀, Cape Maclear / Forest Reserve 600 m / 12.xii.1980 1434Bb / Stuckenberg and Londt / *Brachystegia* woodland (NMSA); 1 ♂, Kasunqu Nat. Park / Lifupa Camp / 1333A 9-10.xii.1980 / 1000 m ~ Stuckenberg and Londt / *Brachystegia* woodland (NMSA); 2 ♀, Pres. by Imp. Bur. Ent. / Brit. Mus. 1923-58 / Nyasaland / Mt Mlanje, 6.xi.1912, 11-12.xi.1912 / S. A. Neave (BMNH). **MOZAMBIQUE**: 1 ♂, 1 ♀, Zambeze / Chemba 14.iii / J. Surcouf 1926 (MNHN); 1 ♂, Tambara ii / P. Lesne 1929 (MNHN); 1 ♂, Zambeze / Nova Chupanga ix / J. Surcouf 1928 (MNHN). **NIGERIA**: 1 ♂, 2 ♀, Zaire / Dumbi 11-14.vi.1907 / P. H. Ward (BMNH). **SENEGAL**: 1 ♂, 2 ♀, Mereto / Terres-Neuves / 28.vii.76 / G. Coutuvier ~ savane Boisé / à Sterculia (MNHN); 1 ♀, Forêt de Bandia / 22.ix.76 / G. Coutuvier (MNHN); 1 ♂, Thies Reg. / 4 km N. Joal / 21.vi.1966 / D. E. Harvey (USNM). **SOUTH AFRICA**: 1 ♀, Mosdene Base Camp / Naboomspruit / N. Transvaal / 4.xii.1976 / Nat. Museum S. Rho-

desia / Falc. coll. Nat. Mus. Exp. (NMBZ); 1 ♂, Baberion / Transvaal (SA) ~ xii.1911 / H. E. Edwards (BMNH); 1 ♀, Amamzintoti / Natal / i.1951 (BMNH); 1 ♀, Pretoria / Transvaal 7.i.51 / Leg. Zumpt (BMNH); 1 ♀, Rooiberg / Transvaal / xii.1958 (BMNH); 1 ♀, Skukuza / Kruger N. P. / Zumpt (BMNH); 1 ♂, 2 ♀, Natal / Krautzkloof Nat. Res. / 2930DD / 8.xi.1984 / JGH Londt (NMSA); 1 ♂, Natal # 96 / Itala Game reserve / Craig Adam Dam / 27°28'S:31°25'E / i.1991 R. M. Miller ~ malaise trap (NMSA); 2 ♂, 1 ♀, E. Transvaal / Ofcolaco 2430AB / Selati River / 7-8.xii.1976 R. Miller (NMSA); 6 ♂, 1 ♀, N-W Province, Pilanesberg National Park, Bakubung, 1170 m Camp ~ 25°20'40"S: 27°03'25"E ~ 12-19.xi.1999 ~ JGH Londt (NMSA); 1 ♀, 2526DB / Transvaal Millvale / 30 km W. Rustenberg / 2.ii.1978 JGH Londt / bushveld trees+grass (NMSA). **SWAZILAND**: 1 ♀, Malkenis ~ 31.xii.69 (BMNH). **TANZANIA**: 1 ♂, 4 mi N Kolo / 1700 m. 17.ix.57 (CASC). **ZAMBIA**: 1 ♀, KITWE (Zambia) / xii.1961 (NMBZ); 3 ♀, Rhodesia / Sabi River / Chibuwe dip. / i.1971 / B. Hursey / B. M. 1971-539 (BMNH). **ZIMBABWE**: 1 ♂, 2 ♀, Alice Yale Farm / Vumba near / Zumunya res. / S. of Umtali / S. Rhodesia / 29.xii.1977 / Nat. Museum S Rhodesia / D. K. B. Wheeler (NMBZ); 3 ♀, Matsheamhope Bulawayo / 16.i.1978 / D. K. S. Wheeler (NMBZ); 1 ♀, 3489 ~ Hillside Byo / S. Rhodesia / 22.ii.1922 / Swinburne and / Stevenson (USNM); 1 ♀, xii.27 / Garomma / S. Rhodesia / A. Cuthbertson (USNM).

Etymology. Latin *alatipes* for “winged foot”, referring to the wing-like setae on the apical tarsomere of the hind tarsus in the male.

Distribution. This species was captured in savanna to montane forests [600-1700 m] from November to July. While most specimens were taken in east-central Africa, the few specimens from Nigeria and Senegal indicate a much wider distribution.

Remarks. In addition to the characters in the key, the male of *O. alatipes* differs from congeners by the characters of the mesonotum and setation of the hind femur and sternites 3-5.

***Ommatius (Pygommatius) albatius* Martin**

Figs. 2, 62-69

Ommatius albatius Martin, 1964: 312. Holotype ♂, type locality Nosy Komba: Ampangorinana, Madagascar (NHMB). Not examined.

Ommatius albatius: Oldroyd, 1980: 347 (Afrotropical catalogue).

Redescription, male. Black. Length, body 10.4 mm; wing 7.5 mm. *Head*: White tomentose, mostly white setose. Face ventrally with dense white setae, slightly drooping, 2-3 long, thin bristles, 1 black; pencil-like bristles absent: FHWR 1.0:5.4-10:5.5. Proboscis with narrow base yellow. Antenna mostly black or white setose. Occiput with 5-7 black postocular bristles, longest bristle one-half to two-thirds distance toward ocellar tubercle.

Thorax: Mesonotum dense brown tomentose between dorsocentral rows, 2 lighter brown spots laterally, sides gray tomentose; bristles and most setae black, anterior dorso-central setae subequal in length to pedicel and scape; 4 lateral and 4-5 dorsocentral bristles present; white setose between dorsocentrals posteriorly. Scutellum gray tomentose, scattered long, white setae and 2 black marginal bristles present. Pleuron black, gray tomentose, white setae and bristles present. Halter yellow.

Wing (Fig. 2): Apical third to apical half posteriorly dense microtrichose. Cell r_4 unusually wide. Cell m_3 with apex perpendicular to wing axis, near r-m.

Leg: Fore coxa and narrow apex of middle coxa yellow, coxae otherwise black; gray tomentose; bristles and setae white to pale yellow, bristles thin. Femora mostly yellow, one-half to two-thirds black apically; ventral bristles absent, only thin, mostly white, setae present; apical half of hind femur with black posteroventral setae; HFWLR 1.0:6.7-1.0:6.8. Fore and middle tibiae pale yellow with lateral fringe of dense white setae. Hind tibia with apical half to two-thirds black, white setose anteriorly. Fore and middle tarsi with basal 4 tarsomeres mostly pale yellow, narrow apices brown, apical tarsomeres black; hind tarsus entirely black. Fore tarsus dorsally and laterally with white setae and 4 yellow bristles; lateral setae long, more dense than elsewhere, fringe-like.

Abdomen: Black. Brown tomentose dorsally, gray ventrally; setae mostly white, mostly brown on apical 3 tergites. Sternites 4-5 with several, erect, yellow bristles.

Terminalia (Figs. 62-66): Ventral lamella with abundant setae. Epandrium with dorsal branch short, curved ventrally; median branch long, podiform; ventral branch much shorter, forked apically, claw-like laterally. Hypandrium with 'beard' of black setae, surface of setae scaly.

Female. Differs from male as follows: Length: Body 11.0-12.5mm; wing 8.8-9.3 mm. *Head*: Face and frons yellow tomentose; mystax with sparse black and white setae, 3 thin, black bristles present. Antenna black setose. FHWR 1.0:5.8-1.0:6.0. *Thorax*: Most katatergal bristles black. *Leg*: Middle coxa mostly yellow, narrow base black; black and white vestiture present. Femora with apical third black; apical third of hind femur posteriorly with black bristles; HFWLR 1.0:6.0-1.0:6.1. Fore and middle tibiae and fore tarsus without lateral fringe of white setae, bristles black except 1 yellow on fore tarsus; hind tibia anteriorly with basal half white setose. *Abdomen*: Most tergites and sternites 7-8 mostly or entirely black setose, white elsewhere. Tergite 9 strongly emarginate anteriorly and posteriorly, strap-like mediodorsally. Sternites 4-5 without erect bristles. *Terminalia* (Figs. 67-69): Three spermathecae present, apex pointed; duct prebasal and lateral. Apical margin of sternite 8 slightly concave medially.

SPECIMENS EXAMINED. MADAGASCAR: 1 ♂, Tananarive, 11.iii.1950, Id. Oldroyd 1971 (CASC); 2 ♂, 3 ♀, Madagascar N., Ambohitra 800m, Joffreville, 9-12.iv.1991, A. Freidberg and Fini Kaplan (NMSA).

Distribution. Forest species captured from March and April at 800 meters in elevation in Madagascar.

Remarks. In addition to the characters in the key, the male of *O. albatius* is further distinguished by the stout, erect bristles of sternites 4-5 and the female by the emarginate apical margin of sternite 8 (Fig. 69).

***Ommatius (Pygommatius) bingeri* Oldroyd**

Figs. 3, 52, 70-77

Ommatius bingeri Oldroyd, 1968, 165: 390.

Ommatius bingeri: Oldroyd, 1980: 347 (Afrotropical catalogue).

Redescription, male. Black. Length, body 7.0-9.0 mm; wing 4.0-6.5 mm. *Head*: Yellowish-gray to yellow tomentose, mostly yellow to white setose. Face entirely with abundant setae; mystax not especially dense; 2-6 thin, black and 6-7 pencil-like bristles present; FHWR 1.0:4.2-1.0:4.7. Proboscis entirely black. Antenna usually black setose, sparse yellow setae sometimes present ventrally, pedicel ventrally with 1 unusually long, thick seta, apex slightly beyond flagellum. Frons dark brown tomentose, slightly yellowish-brown at some angles; black setose, length as long as 3 antennal segments combined. Ocellar tubercle with most setae as long as 3 antennal segments combined. Most postocular bristles yellow, apex of longest just before to above ocellar tubercle.

Thorax: Mostly gray to yellowish-gray tomentose. Mesonotum brown tomentose dorsally, often as a medium stripe and 1 or 2 lateral spots; setae unusually abundant over entire dorsum, mostly or entirely brown, as long as 3 antennal segments combined; thin dorsocentral bristles and thicker lateral bristles usually yellow, 1 notopleural bristle sometimes black. Scutellum with abundant setae and 2-3 marginal bristles, yellow, setae as long as marginal bristles. Pleuron sparse yellow to white setose, setae most abundant anteriorly. Halter yellow.

Wing (Fig. 3): Entirely microtrichose. Cell r_4 narrow, veins parallel. Cell m_1 with sides evenly diverge to wing margin; M_1 angular basally. Cell m_3 with apex well beyond $r-m_1$.

Leg: Coxae and trochanter brown; former yellowish-gray tomentose with thin, pale yellow vestiture. Femora and tibiae yellow, often with slight brown tint apically, vestiture usually yellow; fore femur basally with 4 seta-like bristles. Middle femur with only setae ventrally. Hind femur with setae and short anteroventral bristles mixed; 7-8 thinner, longer, posteroventral bristles present; HFWLR 1.0:5.5-1.0:5.9. Tarsi with basal tarsomere yellow, narrow apex sometimes brown; few to several yellow bristles present laterally.

Abdomen: Tergites dorsally mostly brown tomentose with mostly brown setae, wide apical corners and sides yellow to yellowish-gray tomentose with yellow to pale yellow setae; basal 2-3 tergites laterally with abundant, long, thin setae; apical tergites with sparse bristly yellow or black setae in each apical corner. Sternites yellow gray tomentose; sternites 3-5 with several, erect, stout, yellow bristles; sternites 6-8 mostly or entirely with short, black setae except long, thin, black bristles on apical margin of sternite 8.

Terminalia (Figs. 70-74): Epandrium 3 branched; dorsal branch short, arising from dorsal surface of median branch; median branch wide, apex curved dorsally, pointed; ventral branch slightly longer than dorsal process. Gonostylus narrow, angular. Aedeagus with wide, tubular distiphallus, apical surface with minute tubercles. Hypandrium with flat 'beard' of long, black bristles.

Female. Differs from male as follows. Length, body 7.1-7.8; wing 6.9-7.0 mm. *Head*: Face ventrally with 4 thick, yellow bristles; 1.0:4.8-1.0:5.9. *Thorax*: Anepimeral seta sometimes brown. *Leg*: Middle and hind femora sometimes with dark brown or black bristles. Hind femur with 3-5 stout anteroventral bristles; length of 3 posteroventral setae twice greatest breadth of the hind femur; 1.0:5.1-1.0:5.2. Hind tibia with 2 apical bristles contrastingly long. Hind tarsus with only brown bristles. *Abdomen*: Segments 6-8 (Fig. 52) with unusually long, stout, brown bristles. Tergite 9 long dorsomedially, two-thirds to three-fourths as long as laterally. Sternites 3-6 with erect, yellow bristles; sternite 7 black setose. *Terminalia* (Figs. 75-77): Three spermathecae present, each tubular, swollen preapically, pointed apically; duct preapical and lateral. Sternite 8 medioapically with a deep, rectangular emargination; black setose with thick bristles.

SPECIMENS EXAMINED. **CÔTE D'IVOIRE**: Holotype ♂, Bingerville / x.1963 / J. Decelle (MARC); 1 ♂ paratype, Bingerville / viii.1962 / J. Decelle (BMNH). 1 ♂, Abidjan, Riviera nr golf club, scrubland nr edge of Ebrie Lagoon, 05°19'N:04°00'W 21.iv.1989, JGH Londt (NMSA). **GHANA**: 2 ♂, 4 ♀, Volta Lk, 1-5-f on block loc, map, 4.xi.70, C. O. Berg (USNM). **GUINEA**: 1 ♀, Guinée Française, Kouroussa, Museum Paris, 1837, I. Berland; 1 ♀, Museum Paris, Haut-Niger, Et Bénoué, Ward 159-96 (MNHN). **SENEGAL**: 4 ♂, 1 ♀, 10 km SE, Diouloulou swept along road in cultivated area, 12.xi.1977, UTM 28PACK3235 loc 34, Lund Univ Syst Dept., Sweden Gambia Senegal Nov. 1977 Cederholm-Danielsson-Hammarstedt-Hedqvist-Samuelsson (MZLU); 1 ♂, 1 ♀, MPAK 11 kms S, Ziguinchor swept on grass 8.xi.1977, UTM 28PCJ 6479 Loc 28 ~ Lund Univ Syst Dept., Sweden Gambia Senegal, Nov. 1977 Cederholm-Danielsson-Hammarstedt-Hedqvist-Samuelsson (MZLU); 1 ♂, Kandialan, 17.vii.1980, J. Etienne Museum Paris, sur riz (MNHN); 2 ♀, dans l'herbe, a-s fond.die, Niokolo-Koba, 16, 25.xi.1959, Mission IFAN (MNHN). **SIERRA LEONE**: 6 ♂, 5 ♀, on damp grass Lumby Beach, Murry Town (King Town), B. M. 1947-141 (1940), C. R. Ribbons (BMNH).

Distribution. Captured on grass and herbaceous vegetation near beaches, in cultivated fields, and scrub forests from November to August in West – Central Africa.

Remarks. *Ommatius bingeri* is similar to *O. caligula* and *O. digittatus* but differs in by the combined characters of the terminalia (Figs. 70-77). The male is further distinguished by the long, abundant, setae on the entire mesonotal dorsum.

The holotype male in the MARC and a paratype male in BMNH are in good condition. An additional paratype in MARC was not examined. Also note that the Figures of the side view of the genitalia of *O. canicoxa* Speiser and *O. bingeri* in Oldroyd (1968) paper are reversed in that Figure 5 is the genitalia of *O. bingeri*, not *O. canicoxa* as indicated.

Ommatius (Pygommatius) brevicornis Curran

Figs. 4, 23, 30, 78-85

Ommatius brevicornis Curran 1927: 12.*Ommatius brevicornis*: Hull 1962: 435. Oldroyd 1980: 347 (Afrotropical catalogue).

Male. Dark brown. Length, body 12.5-13.7 mm; wing 8.2-8.8 mm. *Head*: Light yellowish-gray to yellow tomentose, mostly yellow setose. Face sparse setose, long setae ventrally; 6 thin, brown bristles, and 6 yellow pencil-like bristles present; FHWR 1.0:6.9-1.0:9.0. Proboscis ventrally with narrow base yellow. Antenna brown setose; frons mixed brown and yellow or entirely yellow setose. Occiput with 3-5 brown postocular bristles, short, apex of longest just beyond margin of eye.

Thorax: Mesonotum mostly yellow to yellowish-gray tomentose, light paramedial stripes and 2 lateral spots, brown; setae sparse, short, mostly or entirely yellow, scattered brown setae present anteriorly and between dorsocentral rows; 2 dorsocentral, 4 lateral, and 2 marginal scutellar bristles present, all brown; scutellar setae about two-thirds as long as marginal bristles. Pleuron yellow to yellowish-gray tomentose, yellowish setose; katatergal bristles yellow or brown. Halter usually yellow, knob often brown-yellow.

Wing (Fig. 4): Dense microtrichia present apically and posteriorly. Cell r_4 with vein R_4 concave apically, R_5 slightly convex medially. Cell m_1 with vein M_1 strongly angled basally. Apex of cell m_3 perpendicular to wing axis, well beyond r-m crossvein.

Leg: Fore coxa mostly and apical third or more of middle coxa yellow to reddish-yellow, base usually brown; fore and middle trochanter mostly yellow; hind coxa and hind trochanter brown; coxae gray tomentose, yellowish setose. Femora mostly or entirely yellow; fore femur sometimes and middle femur usually light brown-yellow to brown on apical third as a diagonal stripe anteriorly, apex dorsally and posteriorly narrowly brown; hind femur brown diagonally from apex ventrally to basal fifth dorsally; middle and hind tibiae with narrow apex and apical third brown, respectively. Fore femur ventrally with 6-7 unusually long, thick, yellow bristles (Fig. 23). Middle femur ventrally slightly concave; 2 long, yellow, ventrobasal bristles present, apex slightly hooked; abundant, erect, posteroventral setae present, short and of equal lengths, those on basal half thickest. Hind femur (Fig. 30) with 3 long, yellow, anteroventral bristles on basal half, bristles absent apically; posteroventral bristles mostly brown and short, those apically longest; HFWLR 1.0:6.1-1.0:6.5. Fore tibia and basal tarsomere of fore tarsus laterally fringed with numerous, long setae and several, thin, yellow bristles. Hind tibia normal, sides parallel beyond basal fifth. Fore and middle tarsi with basal tarsomere yellow, hind tarsomere yellow-red to brown; fore and middle tarsi with 4-5 and 1-2 yellow bristles, respectively.

Abdomen: Mostly brown, apical margins of most segments lighter; mostly yellowish-gray tomentose with yellow setae; tergites dorsally yellowish-brown tomentose with black setae; apical margin of sternites 7-8 with numerous, long, black setae. Apical half to two-thirds of tergite 5, sometimes 6, laterally with close-spaced, 'fringe' of short, golden setae.

Sternite 3-5 with few to several, erect bristles; sternite 4 with 20-22 bristles aligned in 3 more-or-less transverse rows.

Terminalia (Figs. 78-82): Epandrium 3 branched; dorsal branch long, slender; median branch styliform, slightly sigmoid, apex pointed; ventral branch clavate apically. Hypandrium with transverse cluster of bristles, fused basally; bristles apically flat and wide.

Female. Differs from male as follows. Length, body 12.5-13.7 mm; wing 10.0-10.9 mm. *Head*: Face with 3-5 stout yellow bristles; occiput with 6-10 brown postocular bristles, longest about half distance toward ocellar tubercle; 1.0:6.7-1.0:7.5. *Thorax*: Mostly yellow tomentose, yellowish-brown dorsally; 1-2 dorsocentral bristles. *Wing*: Cell m_1 much wider beyond base, vein M_1 more strongly arched forward than in male; cell m_3 with apex at or just beyond r-m crossvein. *Leg*: Fore and middle femora with only thin, ventral setae, latter with ventral without ventral concavity. Hind femur with 2 ventral rows of 4 thin, wide-spaced, bristles, basal 2 per row yellow, apical 2 brown; 1.0:5.9-1.0:6.0. Fore and hind tibiae normal without fringe or tubercle, respectively. Fore tarsus sometimes with 1 yellow bristle. *Abdomen*: Most segments with apical margin yellow; fringe of short yellow setae on tergite 5 and erect yellow bristles on sternites 3-5 absent. Tergite 9 dorsomedially extremely thin often appears as a narrow line. Sternite 6 apically and sternite 7 entirely with black vestiture. *Terminalia* (Figs. 83-85). Two spermathecae present, apex narrow, rounded, duct prebasal and lateral. Sternite 8 evenly rounded apically, yellowish-brown medioapically, slightly concave, with a short horizontal fissure.

SPECIMENS EXAMINED. CONGO: 1 ♂, 1 ♀, Congo Français, Env. de Brazzaville, E. Rouband and A. Weiss ~ 1907 (MNHN); 1 ♀, same data except 1908 (MNHN); 1 ♀, Museum Paris, Rep. Pop. Congo, l. Matile ~ Forêt sèche, Km 20 route de, Kinkala á Mindouli, 12.x.1975 (MNHN); 1 ♀, Museum Paris, Rep. Pop. Congo, L. Matile, Forêt sèche, Km 20 route de, Kinkala á, Mindouli - 12.x.1975 (MNHN). **CÔTE D'IVOIRE**: 2 ♂, Foro Foro, Barrage, 23.i.74, G. Couturier ~ O.R.S.T.O.M. (MNHN); 1 ♂, Adiopodoume', 20.x.73, G. Couturier ~ O.R.S.T.O.M. (MNHN); 1 ♀, Lamto, 15.ix.65, Bio 53.10 m1, 19.ix.65 ~ Y. Gillon (MNHN); 1 ♂, Dana-, gono (Maraqué), vi.1977, P. M. Elsen (MRAC). **DEMOCRATIC REPUBLIC OF CONGO**: Holotype ♀, Lisala Congo / 21°30'E 2°10'N / v.16.1915 ~ Long and Chaplin (AMNH); 1 ♂, Bambesa, 5.vi.1937, J. Vrydagh (MRAC); 2 ♂, Bambesa, 11.vi.1938 (MRAC); 1 ♀, Bambesa, 25.v.1938, P. Henrard (MRAC); 2 ♀, Bambesa, 20.ix.1933 ~ 30.x.1933, H. J. Bredo (MRAC); 1 ♂, Uelé Bambesa, 10.x.1933, J. Leroy (MRAC); 1 ♂, Ubangi:Yahoma, 17.ii.1932, H. J. Bredo (MRAC); 1 ♂, 3 ♀, Lomami:Kaniama, 1931, R. Massart (MRAC); 1 ♂, Lomami-Luputo, vii-1935, Dr. Bouvier (MRAC); 1 ♀, same data except 1933 (MRAC); 1 ♂, Bas.-Congo: Cattier, 1946,49, Delafaille (MRAC); 1 ♀, Bas. Congo: Kalina, vii.1945, Mme. Delsant (MRAC); 2 ♀, Congo du Lemba, iv.1913, R. Mayné (MRAC); 1 ♂, Haut-Lopari, v-vi.1927, J. Ghesquière (MRAC); 1 ♀, Rutshuru, xi.1937, J. Ghesquière (MRAC); 1 ♂, Hte Tshuapa: Yolo, vi.1937, Buckinckx (MRAC); 1 ♂, Luebo, 7.x.1921, Dr. H. Schoutedden (MRAC); 1 ♂, Lulua: Kapanga, x.1932, G. F. Overlaet (MRAC); 1 ♀, Yangambi (Stan-

leyville), v.1959, P. Dessart (MRAC); 1 ♀, Tolo, xii.1913, Dr. Maes (MARC). **GHANA**: 2 ♂, 1911-65 ~ W. P. Lowe (BMNH). **GUINEA**: 2 ♀, Guinée Franç, Friguiagbé, Pres Kindia, P. Prins 1908 (MNHN). **MALAWI**: 4 ♀, Mt. Mlanje, Nyasaland ~ 11-12, 25.ix.1912 ~ S. A. Reave (BMNH). **NIGERIA**: 1 ♂, S. Nigeria, Ibadan, 1925, O. B. Lean (BMNH); 1 ♂, 672 ~ OBL ~ S. Nigeria, Ibadan, 1925, O. B. Lean (USNM); 1 ♂, Lagos ~ 1923-58 ~ Dr. L. H. Booth (BMNH); 1 ♂, same data (USNM); 1 ♂, N. Nigeria ~ Baro ~ ix.1910 ~ Dr. J. W. S. Macfie (BMNH). **SIERRA LEONE**: 1 ♂, Blende, 23.v.1910, J. J. Simpson (BMNH).

Distribution. Captured throughout the year in riverine forests of Central and West Africa.

Remarks. Three stout anteroventral bristles on the basal half of the hind femur (Fig. 30) and the combined characters of the terminalia (Figs. 78-85) readily characterize *O. brevicornis*. The thin fringe of long setae on the fore tibia and fore tarsus; the row of stout bristles below the fore femur; and the short, golden, fringe of setae on the lateral margin of tergite 5 further distinguish the male. Although the apical third to one-half of the middle coxa is usually red to yellow, it is sometimes entirely dark and unreliable for recognizing some females. However, the presence of only two spermathecae, the wholly dark ground color of the abdominal tergites, and the exceptionally narrow, line-like middle of tergite 9 further distinguish the female.

The holotype is in good condition except for the left eye being partially collapsed and the middle legs beyond the trochanters are missing.

Ommatius (Pygommatius) caligula Oldroyd

Figs. 86-93

Ommatius caligula Oldroyd, 1970, 24: 324.

Ommatius caligula: Oldroyd, 1980: 347 (Afrotropical catalogue).

Redescription, male. As *O. bingeri* except as follows. Length, body 7.0-9.0 mm; wing 6.0-6.8 mm. Mostly yellow to yellowish-brown tomentose. *Head*: Mostly yellow tomentose and setose. Face with scattered, mostly brown, setae dorsally; 1.0:4.5-1.0:4.7. Pedicel ventrally with 1 stout yellow seta, apex just beyond flagellum. Frons with setae longer than pedicel and scape combined. Occiput with 3-8 thin, brown, postocular bristles. *Thorax*: Mesonotum with setae most abundant medially and anteriorly, shorter, less abundant setae on the mesonotal slopes. Scutellum with 2-3 thick, marginal bristles. *Wing*: As *bingeri* (Fig. 3). *Leg*: Fore and middle femora posteriorly with abundant, erect setae of different lengths, fringe-like; fore femur basally with 3-4 long, yellow, ventral bristles. Hind femur with only 2-3 anteroventral bristles apically; posteroventral bristles present, most short, basal 3 contrastingly long; HFWLR 1.0:5.3-1.0:6.3. Fore and middle tibiae with long, erect setae laterally, fringe-like. *Abdomen*: Sternites 3-5 at least medially shiny, with stout,

erect, yellow bristles. Sternites 6-8 black bristly setose, apical margin with 6-7 black bristles.

Terminalia (Figs. 86-90): Epandrium 3 branched; dorsal branch narrow; median branch wide, apex only slightly pointer; ventral branch flat, longer and wider than dorsal process, apex setose. Gonostylus flat, strongly angular basally, narrow, podiform dorsally. Distiphallus tube-like, ruguose apically. Hypandrium with a row of short bristles along apical margin.

Female. Differs from male as follows. Length, 7.5-7.7, wing 6.9-7.0 mm. *Head*: Face often brown-yellow tomentose; FHWR 1.0:3.4. *Thorax*: Mesonotum with sparse, short setae, anterior setae about as long as pedicel and scape combined. *Leg*: Fore and middle legs sparse setose. Hind tarsus with only black bristles; HFWLR 1.0:5.3. *Abdomen*: Mostly yellow to yellowish-gray tomentose with yellow vestiture, tergites mostly brown dorsally. Sternites 1-2 with sparse, thin setae, sternites 3-5 with only thin ventral bristles, sides of segments 6 and 7 parallel, base and apex about same width; tergites 3-7 apically with 2-3 yellow bristles of increasing thickness, those in apical tergites thickest. Tergite 9 long laterally, deep emarginations anteriorly and posteriorly, medially third to half as long laterally. Sternites 3-6 with few to several long, yellow, erect bristly setae; sternites 7-8 with several, stout, black bristles. *Terminalia* (Figs. 91-93): Two spermathecae present, moderately wide apically, apex round; base with duct laterally. Sternite 8 with apical fourth angled dorsally, posterior surface anteriorly W-shaped with corners raised and stout black vestiture; apical margin of sternite 8 nearly truncate in dry specimens, slightly V-shaped when treated in KOH.

SPECIMENS EXAMINED. DEMOCRATIC REPUBLIC OF CONGO: Holotype ♂, Congo Belge P.N.G. [=Garamba National Park] / Miss H. De Saeger / Ndelelele/4 18.vi.52 / H. De Saeger 3678 (MARC); 1 ♂, 3 ♀ paratypes, same data (MRAC); 1 ♂ paratype, same data (BMNH); 1 ♀ paratype, same data except Inimvua 20.v.1952 / H. De Saeger 3488 (BMNH); 3 ♀ Paratypes, same data as holotype (ISNB); 1 ♂ paratype same data as holotype except Pp.K/55, 26.x.1951, 2680 (ISNB). **NAMIBIA:** 1 ♂, West Caprivi Park, SE 1722 DC, 05.iv.1990, E. Marais (NMWN).

Distribution. Captured during May, June and October in forests of the Democratic Republic of Congo and Namibia.

Remarks. In addition to the characters in the key, *O. caligula* differs from *O. bingeri* and *O. digittatus* in the presence of stout, marginal, scutellar bristles. The shorter, less abundant setae on the mesonotal slopes of the male and shape of the two spermathecae further distinguish this species.

The type series are in poor condition with several parts missing. The right flagellum/style, right wing, right hind leg and left hind tarsi are missing from the holotype. The remaining four paratypes at MARC are as following: One female paratype glued on its side with head and left leg glued separately; the pedicel/flagellum and apical four tarsomeres are absent, respectively. The right flagellum/scape, right fore tarsus, right middle

tibia/tarsus, right hind leg, apex of right wing are missing from a second female paratype. The left hind leg is glued to a label of a third female paratype. The right and left flagellum/scape, right hind tarsus, left hind leg, left wing, and terminalia are missing from a male paratype. The terminalia are missing from the paratype male at ISNB. The terminalia of the two paratypes in the BMNH have been removed for study and placed in microvials below the specimens but they are otherwise in good condition.

***Ommatius (Pygommatius) cingulatus* Bromley**

Figs. 5, 94-101

Ommatius cingulatus Bromley, 1936, 18:128.

Ommatius cingulatus: Hull, 1962: 435. Oldroyd 1980: 347 (Afrotropical catalogue).

Redescription, male. Dark brown, mostly gray tomentose, white setose. Length, body 9.3-11.0 mm; wing 7.3-8.2 mm. *Head*: Face with sparse setae; 2-4 pencil-like and 6-8 long, thin, brown bristles present; FHWR 1.0:4.6-1.0:5.5. Proboscis ventrally with narrow base yellow. Antenna mostly yellowish-brown, flagellum darker brown. Ocellar tubercle with 2 long, brown setae, and sparse, shorter white and brown setae. Occiput dorsally with 3-4 thin, brown, postocular bristles; apex of longest about half distance toward ocellar tubercle.

Thorax: Mesonotum sparse tomentose; wide, brown, median stripe and 2 lateral spots present, yellow to yellowish-gray tomentose laterally and posteriorly; sparse, mostly brown, short setae present; 3-4 dorsocentral and 4 lateral brown bristles present. Scutellum yellowish-gray tomentose, sparse yellow setose; 2 brown marginal bristles present. Pleuron mostly brown, meron sometimes partly, metapleuron usually narrowly yellow posteriorly; metacoxa yellow; tomentum gray, white setose; 3-6 brown, katatergal bristles present. Halter yellow.

Wing (Fig. 5): Dense microtrichose apically and along posterior margin narrowly. Cell r_4 with vein R_4 slightly concave apically, R_5 convex medially. Apex of cell m_3 oblique, pointed, near r-m.

Leg: Fore and hind coxae entirely yellow, gray tomentose, with thin, usually pale vestiture; middle coxae usually mostly brown, yellow or yellowish-brown apically, long brown setae often present. Trochanters yellow. Fore and middle femora mostly yellow, narrow brown band present at apical fourth to third; hind femur with band on about half or less, apex always yellow, rarely hind femur mostly brown. Femora ventrally with only long setae, usually yellow, sometimes mixed brown and yellow setae, rarely entirely brown setae below middle femur. Middle and hind legs anteriorly with unusually long, brown bristles, longest third to half as long as tibia or femur; HFWLR 1.0:5.0-1.0:6.0. Tibiae mostly yellow, anteriorly brown, with abundant, short, pale yellow to white setae; fore and middle tibiae laterally with fringe of much longer setae, especially abundant on apical

half. Hind tibia slightly capitate apically. Tarsi white to pale yellow setose; bristles brown except 1 yellow on fore and middle tarsi; basal tarsomere of fore and middle tarsi and all tarsomeres of hind tarsus mostly yellow dorsally, narrow apex of basal tarsomere and all tarsomeres brown ventrally.

Abdomen: Mostly thin gray tomentose, tomentum dense on the apical 3-4 segments, mostly white setose; tergites light brownish-gray tomentose medially with short, brown setae. Tergites 1-3 with narrow lateral margin yellow. Sternites 3-4 with numerous erect bristles, long pale yellow and much shorter brown, respectively; sternite 5 basally with 1-2 bristles.

Terminalia (Figs. 94-98): Epandrium 3 branched, each slender; median branch style-like, apex forked; ventral branch shorter, apex capitate. Hypandrium truncate, apex with 2 rows of long, wavy bristles.

Female. Differs from male as follows. Length, body 7.1-11.3 mm; wing 6.8-9.2 mm. *Head*: Face with 6-10 black bristles; 1.0:5.4-1.0:6.7. *Leg*: Only short, thin bristles present, none unusually long. Middle coxa usually black setose apically. Femora sometimes with brown band incomplete posteriorly. Middle femur usually with only brown posteroventral setae. Hind femur with 4-5 long, thin anteroventral and posteroventral bristles; HFWR 1.0:5.0-1.0:7.0. Fore and middle tibiae with narrow apex and small brown spot present, fringe absent. Hind tibia with apical third brown to yellowish-brown. Tarsi with sparse white setae dorsally, sometimes absent on hind tibia and hind tarsus. *Abdomen*: Usually dark brown, sometimes basal 2-4 tergites narrowly yellow laterally; tergites dorsally brown tomentose with narrow apices and sides gray, gray tomentum of apical tergites thin, not dense as in males; sternites without unusually thick, long bristles or setae. Tergite 9 narrow medially, deeply emarginate anteriorly, side much longer. *Terminalia* (Figs. 99-101). Three spermathecae present, narrow, apex pointed. Sternite 8 broadly triangular apically.

SPECIMENS EXAMINED. MOZAMBIQUE: Holotype ♂, Laurencio Marques / Portuguese East Africa / 8.ii.1921 / C. B. Hardenberg (NMSA); 2 ♂, 8 ♀, Chimonza, No. / 21-27.ii.1964, A. L. Moore (USNM). **SOUTH AFRICA**: 4 ♂, 5 ♀, Natal 1.5 km, E Mtunzini 2831Dd, Umlala Zi Nature Res., xii.78, i-ii.1979 R. Miller, indig. For. Malaise tr. (NMSA); 2 ♂, Natal 1.5 km, E Etunzini 2831Dd, Umlala Zi Nature Res., i.1979 R. Miller, indig. For. Malaise tr. (NMSA); 1 ♀, 15.ii.89, Mtunzini Natal RSA, M. H. Villet, coastal dunes (NMSA); 1 ♂, 4 ♀, Natal, Kosi Bay-Estuary, 2632DD 16-19.iii.1982, D. A. Barraclough, indigenous bush area (NMSA); 1 ♂, Natal, Kosi Bay-Estuary, 2632DD 30.xi-2.xii.82, Londt, Barraclough and Stuckenberg, forest and open woodland areas (NMSA); 5 ♂, Natal 1.5 km, E Mtunzini 2831DD, Umlalazi Nature Res., 17-26.iii.1979 R. Miller, dunes Malaise Trap 1 and 2 (NMSA); 3 ♂, 2 ♀, Natal 1.5 km, E Mtunzini 2831DD, Umlalazi Nature Res., 24-28.i.1979, 24-25.iii.1979 R. Miller, coastal indig. forest (NMSA); 1 ♀, Natal, Mseleni 29.xi.1982, 2732BC Stuckenberg, Barraclough and Londt, woodland sandy area (NMSA); 1 ♀, Transvaal, N. Kruger Natl. Park, Pafuri 22°21'S:31°17'E, 19-

31.i.1980, L Braack Malaise Trap (NMSA); 1 ♂, Natal Prov., Cape Vidal 20 mi N St Lucia, M. E. and B. J. Irwin 0 to 20 km coastal dune forest, 24.xi.1971 (2832Ba) (NMSA); 1 ♂, 1 ♀, Lourenço Marques, estuary of Nkomati, i. 1914, H. A. Junod (BMNH); 1 ♀, Natal 10 km N. St. , Lucia 8.i.1988, R. Miller and L. Stange (FSCA).

Distribution. Captured in sandy coastal and estuary forests from November to March in Mozambique and South Africa.

Remarks. The wide face, unusually long bristles of the middle and hind legs, yellow fore and hind coxa further characterize *O. cingulatus*. The fringed fore and middle tibia, abundant erect bristles on sternites 3-4, and only 2 thin, short, lateral bristles on sternite 5 further characterize the male. The black bristly setae along the apical margin of the middle coxa further characterize the female.

The holotype is in good condition.

***Ommatius (Pygommatius) comosus*, sp. n.**

Figs. 6, 31, 39, 53, 102-109

Male. Brown dorsally, pleuron and legs mostly yellow. Length, body 10.0-12.0 mm; wing 6.7-7.5 mm. *Head*: Mostly yellowish-gray to yellow tomentose, yellow and white setose. Face with 6, long, brown bristles, mystax sparse with long setae and 4 pencil-like yellow bristles, apices often broken; FHWR 1.0:10.0-1.0:10.5. Palpus and proboscis with base narrowly yellow. Antenna brown-yellow, flagellum darkest. Frons yellowish-brown tomentose. Ocellar tubercle with 2 setae as long scape and pedicel combined. Occiput dorsally with 4-5 brown postocular bristles, apex of longest about half distance toward ocellar tubercle.

Thorax: Mostly dark brown dorsally, postalar callus brownish-yellow, propleuron yellow. Mesonotum dense yellowish-brown tomentose dorsally, narrow lateral and posterior margins yellow; postalar callus brown-yellow dorsally, yellow laterally; setae sparse, mostly brown; 2 dorsocentral and 4 lateral bristles present. Scutellum brown, apical margin often lighter, yellow tomentose, with sparse pale setae and 2 marginal bristles. Mediotergite brown. Pleuron mostly yellow, anepisternum entirely, katapisternite mostly, and meron often, black; setae yellow. Halter yellow.

Wing (Fig. 6): Apical third, narrow half, and posterior two-thirds dense microtrichose. Cell r_4 triangular, moderately wide; R_5 slightly sigmoid. Apex of cell m_3 slightly curved, perpendicular to long axis of wing, just beyond r-m.

Leg: Coxae and trochanters except hind trochanter yellow with yellow vestiture; hind trochanter brown with prominent brown bristles. Femora yellow except narrow apex of anterior two femora and apical third to half of hind femur, brown. Fore femur (see *O. brevicornis* Fig. 23) ventrally with row of 7-8 long, yellow bristles. Middle femur with shallow, ventral concavity on basal third; setae present ventrally, bristles absent. Hind femur

(Fig. 31) wider medially than apically and basally; only thin, brown, anteroventral setae present; 1 short, slightly curved to sigmoid, ventral bristle present basally; row of 10-12 brown setae and bristles present posteriorly; apical half ventrally and posteriorly with abundant, long, wavy setae; HFWLR 1.0:4.0-1.0:4.6. Fore and middle tibiae yellow with long, seta-like, yellow bristles; hind tibia (Fig. 39) brown apically, yellow medially and light brown-yellow basally; numerous long, wavy setae present basally. Fore and middle tarsi with basal tarsomere mostly yellow, narrow apex brown, remaining tarsomeres brown. Anterior two tarsi with 1-2 yellow bristles.

Abdomen (Fig. 53). Mostly brown; lateral and apical margins of most tergites and sternites yellow, those on tergites 1-4 wide; tomentum sparse, tergites and apical sternites mostly brown, basal tergites laterally and sternites 1-5 entirely gray to yellowish-gray; tergites dorsally mostly brown setose; tergite 3 laterally with 1-3 bristles in apical corners, tergite 4 laterally with dense fringe of yellow bristles; tergite 5 laterally with numerous large setal sockets, each with minute seta. Segment 6 constricted, apically third to half as wide as segment 4. Sternites 3-4 with long, dense, wavy setae, that on 3 medially and 4 wide spread; sternite 5 bare; sternite 6 with numerous, erect, pencil-like setae; apical margin of sternites 7-8 with a row of bristles, 1-2 unusually stout in apical corner; apical 3 sternites with only brown setae and bristles.

Terminalia (Figs. 102-106): Cercus with row of long, dense reddish-yellow setae. Epandrium 3 branched; dorsal branch narrow, asymmetrically forked; median branch short, digitate, arising from dorsal margin of ventral branch; ventral branch wide apically with a median spine and thin, claw-like, bristles. Gonostylus podiform. Gonocoxite laterally with numerous minute setae in large sockets. Hypandrium with only scattered, short setae.

Female. Differs from male as follows. Length, body 8.9-13.3; wing 7.0-9.0 mm. *Head*: Face yellow tomentose, bristles mostly or wholly black; FHWR 1.0:9.5-11.0. *Thorax*: Halter brown-yellow. *Leg*: Femora and tibiae normal, without unusual features of male. Fore and middle femora with apical fourth brown and only thin, long setae. Middle femur with only brown setae ventrally. Hind femur and hind tibia normal, not unusually wide medially; ventral bristles thicker and/or longer, posterior row of bristles and brown wavy setae absent; HFWLR 1.0:6.0-1.0:7.0. Fore and middle tibiae with narrow apex and all tarsal bristles brown. *Abdomen*: Narrow lateral margins of tergites 1-6 or 7 yellow; apical margins of tergites with brown bristles, those on tergite 8 thickest. Tergite 8, narrow, entirely membranous dorsally, sides sclerotized. Sternites 1-5 with short, yellow setae, sternites 6-8 mostly or entirely brown setose; sternites 4-6 laterally with 2-4 long, usually brown setae; sternites 6-7 with brown bristles apically. *Terminalia* (Figs. 107-109): Three spermathecae present, apex pointed; duct prebasal and lateral. Sternite 8 with medioapical margin strongly triangular, base notched with a raised, arched ridge present in dry specimen, apex membranous, slightly flared; surface posteriorly, light brown to yellowish-brown, thin, usually sunken in dry specimen; stout brown bristles present.

SPECIMENS EXAMINED. Holotype ♂, allotype ♀, **UGANDA:** Entebbe / 10.xi.1971 / H. Falke / in forest (CNCI). Paratypes: **UGANDA:** 1 ♀, same data as holotype except 7.x.1971 (CNCI); 1 ♂, 4 ♀, same data as holotype except 13.vi.1972 (CNCI); 2 ♀, 7 mi. N. Entebbe / 1135 m / 5.x.1972 (CNCI); 2 ♀, Budongo Forest / nr Lk Albert / 20-31.iii.1972 / H. Falke 915 m (CNCI); 1 ♀, Kampala / 1-10.vi.1992 / 1150 m / E. Babyetagara (CNCI); 1 ♂, 1 ♀, Entebbe / 25.vi.1972 / H. Falke (FSCA); 1 ♂, Kampala, 3.iv.1926, H. Hargraves (USNM); 2 ♂, District Mansindi / Budongo Forest n. Sonso / 1° 45' N 31° 35' E 1-10. / Th. Wagner Leg vii.95 (ZFMK); 1 ♂, 2 ♀, District Mansindi / Budongo Forest n. Sonso / 1° 45' N 31° 35' E 19.-30. / Th. Wagner Leg vii.95 (ZFMK); 2 ♂, 1 ♀, Mansindi Distr. / Budongo Forest n. Sonso / 1° 45' N 31° 35' E 1-10.vii.1995 / Leg. T. Wagner (ZFMK); **DEMOCRATIC REPUBLIC OF CONGO:** 1 ♂, Musée Du Congo / Bambesa / ix-1933 / J. V. Leroy (MRAC); 3 ♀, Musée Du Congo / Bambesa / 15.x.1933 / H. J. Bredo (MRAC); 1 ♀, Coll. Mus. Tervuran / Lukunga (Bas. Congo) / 2.vii.1968 / P. M. Elsen (MRAC). Non-type specimens: 1 ♂, Uganda: Mansindi Distr. / Budongo Forest n. Sonso / 1° 45' N 31° 35' E 1-10.vii.1995 / Leg. T. Wagner (ZFMK); 1 ♂, 4 ♀, Uganda: District Mansindi / Budongo Forest n. Sonso / 1° 45' N 31° 35' E 1-10, 21-31/ Th. Wagner Leg vii.95 (ZFMK).

Distribution. A forest species captured from October to July at 915-1150 meters in elevation in the Democratic Republic of Congo and Uganda.

Etymology. Latin *comosus*, "hairy, having much or long hair", referring to the dense, long, wavy setae on sternites 3-4 and hind femur and hind tibia of the male.

Remarks. *Ommatius comosus* is most similar to *O. imaginus* and *O. renudus* but differs from the males of the latter species by the characters in the key, especially the combined characters of the terminalia (Figs. 102-109). The spermathecal duct is prebasal and lateral in *O. comosus* whereas it is more basal in the other species. Furthermore, the sides of the triangular apical margin of sternite 8 are straight and tergite 9 is much shorter medially than laterally in *O. comosus*. Contrastingly, the sides of the triangular apical margin of sternite 8 are convex in *O. imaginus* and tergite 9 is almost as long medially as laterally in *O. renudus*.

Ommatius (Pygommatius) dasypogon Oldroyd

Figs. 7, 32, 50, 110-117

Ommatius dasypogon Oldroyd, 1939, 2: 44.

Ommatius dasypogon: Hull, 1962: 436. Oldroyd, 1980: 347 (Afrotropical catalogue).

Redescription, male. Brown to black. Length, body 7.7-10.8 mm; wing 6.8-8.8 mm. **Head:** White tomentose, mostly white setose. Face with mystax dense white setose, setae of uniform length, apex of setal mass truncate, slightly drooping; 4-6 brown bristles present, pencil-like bristles absent; 1.0:3.3-1.0:4.1. Antenna mostly brown setose; style with or

without ventral row of setae, sometimes apex with flat 'tuft' of short setae. Occiput with 3-5 brown postocular setae dorsally, 2 with apex near ocellar tubercle.

Thorax: Mesonotum subshiny, tomentum mostly brown-yellow, lightest posteriorly; 2 brown tomentose paramedial stripes and 2 lateral spots present; setae mostly brown, 4 lateral and 2 to 3 posterior dorsocentral bristles present, latter about as long as scutellar bristles. Scutellum pale brown-yellow tomentose, with numerous long, yellow or brown setae and 2 marginal bristles. Pleuron yellow to gray tomentose, yellow setose; anepimeral bristles absent. Halter yellow to red.

Wing (Fig. 7): Narrow apex and posterior dense microtrichose. Cell m_3 narrow, apex acute, near base of cell m_1 .

Leg: Fore coxa usually yellow to yellowish-brown [dark in Ethiopian specimens], middle and hind coxae brown, all yellowish-gray tomentose with yellow setae. Femora yellow to slightly brown-yellow, apical half to three-fourths with a narrow brown anterodorsal stripe; fore femur with brown stripe often very faint; hind femur usually with a narrow dark brown stripe posteriorly, sometimes entirely yellow. Fore femur ventrally with a long row of moderately long, thin, yellow setae. Middle femur with 2 long anterior and 1 much shorter preapical posterodorsal bristle, all brown; several thin mostly yellow setae present in each ventral row with most slightly longer than width of femora. Hind femur (Fig. 32) anteriorly with a wide stripe of short yellow setae and 1 brown dorsoapical bristle; only 3-4 thin anteroventral setae present, all on basal half, one unusually long, about third as long as hind femur; 4 brown bristles present posteriorly, 2 on basal two-thirds and 1 pair on apical fourth; basally, 2-3 additional shorter setae present; HFWLR 1.0:8.0. Tibiae entirely or largely yellow with brown bristles, those on fore and middle tibiae unusually long and thin; hind tibia with an unusually long, thin, brown bristle anterobasally, about two-thirds as hind tibia. Tarsi with basal 2 tarsomeres yellow, apical 3 black, bristles black; fore tarsus with bristles unusually thick and long, spine-like. Apical 3 tarsomeres of hind tarsus (Fig. 50) with dense, short, white or yellow setae dorsally.

Abdomen: Subshiny dorsally, mostly light brown-yellow tomentose and pale yellow setose, tergites 5-8 dorsally sparse to abundant, brown setose; tergites 1-2 with long, thin setae, 3-6 with short setae, 7-8 with thicker, long setae. Sternites 3-5 with few to abundant, long, pale yellow bristles, apical third of sternite 3 with about 12 bristles, entire sternite 4 laterally with 18-20 bristles, and basal corners of sternite 5 with 2 bristles; remaining sternites with mostly very thin to bristly setae. Segments 7-8 dorsally very narrow, about half as wide as segment 3.

Terminalia (Figs. 110-114): Epandrium 3 branched, slender; dorsal and ventral branch short, latter capitate; median branch longer, capitate. Distiphallus very thin. Hypandrium with a cluster of fused setae medially, bases quite thick.

Female. Differs from male as follows: Body tomentum largely yellow, thorax and abdomen brown dorsally. Length, body 8.8-11.5 mm; wing 8.2-8.8 mm. *Head:* Face with mostly yellow vestiture, sparse; several brown bristles present; FHWR 1.0:3.9-1.0:4.5.

Style normal, without flat, apical "brush" of short setae. *Wing*: Slightly yellow; vein M_1 arched subbasally, but less so as in male. *Leg*: Fore coxa yellow. Fore femur with dorsal and anterior half brown, grading basally to yellow, otherwise yellow; hind femur largely brown with yellow base. Middle femur anteroventrally with several brown setae on basal half; longer yellow setae present posteroventrally. Hind femur with only 5-6 thin bristles anteroventrally and posteroventrally; long, erect, anterior setae absent; HFWLR 1.0:6.8-1.0:8.0. Fore and middle tibiae with anterior and narrow apex brown; hind tibia yellow posteriorly only. Basal 3 tarsomeres of fore and middle tarsi with abundant yellow setae dorsally; remaining tarsomeres and vestiture black. *Abdomen*: Brown-yellow tomentose with a large brown spot dorsally; sternites with only sparse, erect, yellow setae. Tergite 9 short, strap-like, about as wide medially as laterally. *Terminalia* (Figs. 115-117): Three spermathecae present; duct prebasal and lateral. Sternite 8 with apical margin produced medially, rectangular.

SPECIMENS EXAMINED. **UGANDA**: Holotype M (BMNH); 1 ♂, Lake Nabugabo / 17.iv.1972 / D. J. Greathead (BMNH). **ETHIOPIA**: 2 ♂, 5 ♀, ix.1911, R. J. Strody (BMNH); 1 ♀, C. Abyssinia, Maraquo, 2.v.1914, O. Kovacs (BMNH). **KENYA**: 1 ♂, 2 ♀, Marsabit, Nat. Res. 4200', 8.xii.1969, M. E. Erwin and E. S. Ross (CASC); 2 ♀, Marsabit Nat., Res. Lake Paradise, 4500', 10.xii.1969, M. E. Erwin and E. S. Ross (CASC). **TANZANIA**: 1 ♂, Kilimanjaro, Weru Weru, 10.iii.1963, D. J. Greathead (BMNH); 2 ♀, Lake Manyata Nat'l Park Mto, We Mbu 27.xi.1969, M. E. Erwin and / E. S. Ross (CASC).

Distribution. The species occurs at 1292 to 1385 meters in elevation in East-Central Africa. It was captured between April and September in the northern part of its range, and November through March in the southern portion of its range.

Remarks. The male of *O. dasypogon* is easily distinguished by the characters listed in the key and the abundant, unusually long, erect setae that borders the lower margin of the anterior brown stripe on the hind femur.

The holotype is in good condition.

Ommatius (Pygommatius) digitattus Oldroyd

Figs. 8, 118-125

Ommatius digittatus Oldroyd, 1970, 24: 321.

Ommatius digittatus: Oldroyd, 1980: 347 (Afrotropical catalogue).

Redescription, male. As *O. bingeri* except as follows. Black. Length, body 8.9-9.0 mm; wing 5.0-5.1 mm. *Head*: FHWR 1.0:4.3-1.0:4.8. Frons with setae about as long as scape and pedicel combined. Pedicel ventrally with 1 long black seta; style with unusually long setae, length about as long as style. Ocellar tubercle with 2 contrastingly long setae, several thinner, shorter setae present. Occiput with 3-4 brown postocular bristles, longest with apex above ocellar tubercle.

Thorax: Mesonotum with anterior setae as long as 3 antennal segments combined; dorsolateral slopes with sparse, short setae. Scutellum with 2 marginal bristles only slightly thicker than setae.

Wing: As in *O. bingeri* (see Fig. 8).

Leg: Tibiae and femora with abundant thin, yellow setae, slightly longer than usual, producing a thin fuzzy or woolly appearance. Hind femur anteriorly with 2 rather long bristles, apical half with ventral bristles short and thick, those basally much thinner and shorter; HFWLR 1.0:6.5-1.0:6.7.

Terminalia (Figs. 118-122): Epandrium 3 branched; dorsal branch short, flat dorsally, shorter than cercus; dorsal and ventral branches parallel, flat laterally, much longer than wide. Gonostylus slender, long, curved basally, crossing posteriorly. Hypandrium apically with a flat 'beard' of thin bristles.

Female. Differs from male as follows. Length, body 9.1 mm; wing 5.8 mm. *Head*: Face with 4 brown bristles, vestiture otherwise yellow; FHWR 1.0:4.4. *Leg*: Hind femur basally with only 4 very long, thin posteroventral setae; HFWLR 1.0:5.0. Tibial setae sparse. Middle tarsus with only 4 yellow bristles; hind tarsus with only brown bristles. *Abdomen*: Brown tomentose dorsally, slightly yellow, mostly brown setose; sternites 3-5 with only thin setae. Apical corner of tergite 7 with 1-3 bristly setae or bristles. Sternite 7 apically with 4 thick and long bristles. Tergite 9 short, one-third as long dorsomedially as laterally. *Terminalia* (Figs. 123-125): Three tubular spermathecae present; duct prebasal and lateral. Apical margin of sternite 8 moderately produced, notched on each side before middle.

SPECIMENS EXAMINED. DEMOCRATIC REPUBLIC OF CONGO: Holotype ♂, Congo Belge P. N. G. / Miss H. de Saeger / Mabanger 29.ix.1952 / H. De Saeger, 4103 (MARC); 1 ♂, paratype, same data as holotype except Ndelele / 4 18.vi.52 / 3678 (MARC); 1 ♀ paratype, same data as holotype except I/o/7 11.ix.1950 / Rec. G. Demoulin 812 (MARC); 2 ♂ paratypes, same data as holotype except I/o/2 3.x.1950 / # 866 (MARC); 1 ♀ paratype, same data as holotype, II/gd/4 5.vii.1952 / 3743 (MARC); 1 ♂ paratype, as holotype except "Pali"/8 27.ix.1952 / 4101 (MARC); 1 ♀ paratype, II/gc/6 27.ix.1951 / # 2479 (MARC); 1 ♀ paratype, ii/FD/18 8.x.1.1951 / # 2554 (MARC); 1 ♂, 1 ♀ paratype, Congo Belge PNG / Miss H. De Saeger / Pali / 8 / 27.xi.1952 / H. De Saeger 4101 (BMNH). 1 ♂, 12 mi N of Uvina / 920 m / 5.i.1958 / E. S. Ross and R. E. Leech (CASC). **KENYA**: 1 ♂, Chyulu Range / 1300-1800 m / 2.v.1991 / A. Freidberg and Fini Kaplan (NMSA).

Distribution. Captured from 920 to 1800 meters in elevation from September to July in the Democratic Republic of Congo and Kenya.

Remarks. *Ommatius digittatus* differs from other congeners primarily in the combined characters of the terminalia (Figs. 118-125).

The holotype is in excellent condition. The eight paratypes in MARC range from good to poor condition with broken or missing parts, e. g. # 812 with left hind leg missing; #866

female teneral with the right wing 'crumpled', and right fore tarsus and left fore and left middle tarsi missing; # 3743 left flagellum/style, entire abdomen, right wing, and right hind tarsus missing; #866 male with abdomen glued to thorax and right leg missing; # 4101 with abdomen glued and right hind tarsus, left flagellum/style missing; # 2479 with abdomen beyond segment 3 and apex of wing absent; # 2554 with flagellum/style, both hind legs and right middle tarsi absent, and right wing torn posteriorly; # 3678 with abdomen absent beyond segment 4. Paratype # 3197 is an unknown species, not *O. digittatus*. The two paratypes in BMNH are in good condition.

***Ommatius (Pygodactalyus) fluvius*, sp. n.**

Figs. 9, 40, 126-133

Male. As *O. comosus* except as follows. Length, body 11.7 mm; wing 7.5 mm. *Head*: FHWR 1.0:11.4. Palpus entirely brown. Scape and pedicel brown-yellow dorsally and medially, yellow elsewhere.

Thorax: Scutellum brown; scattered yellow setae. Pleuron yellow with narrow black triangle extending across anepisternum and katepitergite, triangle widest dorsally.

Wing (Fig. 9): Narrow apex and posterior margin dense microtrichose. Cell r_4 with R_5 slightly convex medially. Apex of cell m_3 perpendicular to axis of wing, near r-m.

Leg: Hind trochanter brown-yellow posteriorly and dorsally, yellow anteriorly; 1 short, peg-like bristle present. Fore and middle femora yellow, apex anteriorly and dorsally brown-yellow. Fore femur (see *O. brevicornis*, Fig. 23) with a ventral row of 7-8 unusually thick, yellow bristles. Middle femur ventrally with only long, thin, yellow setae. Hind femur (see *O. comosus*, Fig. 31); HFWR 1.0:5.7. Hind tibia (Fig. 40) slightly calf-like, apex and middle wider than base; anterior, preapical constriction and abundant, erect, brown setae present on basal half.

Abdomen: Mostly brown to yellow brown, with thin brown tomentum and brown setae; wide lateral margins of tergites 1-4 yellow with yellow tomentum with yellow setae; tergite 4 with a thin fringe of 7-8 yellow bristles on apical half of lateral margin; apical margin of tergites 6-8 with apical margin produced medially. Sternites 1-3 yellow, sternite 4 yellowish-brown medially; sternites 4 and 5 with 2 admedial stripes of erect, brown setae, those on sternite 4 short with nearly parallel sides, pencil-like, those on 5 longer with pointed apices; sternite 6 brown setose with 2-3 erect, admedial setae on basal half, setae otherwise shorter and decumbent. Sternite 8 with brown bristles along apical margin.

Terminalia (Figs. 126-130): Ventral lamellae with raised median carina. Epandrium with only 2 obvious branches, dorsal branch wide, dorsal apical corner pointed; ventral branch narrower, slightly longer than dorsal branch, apex asymmetrically bifid with stout bristles. Gonocoxite with minute setae in large sockets.

Female. Differs from male as follows. Length, body 12.2 mm; wing 9.5 mm. *Head*: Face ventrally with thick brown or yellow bristles; FHWR 1.0:10.6. Pedicel and scape

brown. Occiput with brown postocular bristles extending to midlateral margin of eye. *Thorax*: Pleuron with meron partly brown. *Leg*: Brown color darker than in male. Unusual vestiture of legs and calf-like shape of hind tibia absent. Fore and middle femora brown on apical third anteriorly and apical half dorsally; middle femur with yellow and brown posteroventral setae. Hind femur brown on apical half, extending dorsally and ventrally to or near base; 2 well defined ventral rows of 4-5 long, thin, brown bristles; abundant, short, bristles present posteriorly; thin ventral and posterior setae absent; HFWLR 1.0:5.7. Fore and middle tibiae with narrow apex brown; all bristles tibiae and tarsi brown. *Abdomen*: Tergites with long, thin brown bristles along apical margin; unusual vestiture of male absent. Tergite 9 about as long as cercus. *Terminalia* (Figs. 131-133): Three spermathecae present, narrow with sides gradually tapered to apex; duct basal, slightly lateral in position. Apical margin of sternite 8 triangular, sides oblique with a prominent notch laterally; cuticle medially thin with a deep narrow groove extending to apical margin; apical corner with 3-4 thick bristles.

SPECIMENS EXAMINED. Holotype ♂, allotype ♀, **GABON**: Museum Paris / Congo Ogoové / Sam Kita / R. Ellenberger 1910, (MNHN). Paratype: **GABON**: 1 ♀, Museum Paris / Ogoové / Lambaréné / R. Ellenberger 1911, (MNHN).

Distribution. Known only from the type locality in Gabon.

Etymology. Latin *fluvius*, for 'of or belonging to a stream or river', referring to the species being found along the Ogoové River.

Remarks. The male of *O. fluvius* is easily distinguished from congeners by the unique terminalia (Figs. 126-133), the sparse, yellow, fringe of bristles on the lateroapical half of tergite 4, and the sparse, erect, admedial setae on the basal half of sternite 6. The long tergite 8 and deep lateral notch of sternite 8 (Fig. 133) distinguish the female.

***Ommatius (Pygommatius) grossus*, sp. n.**

Figs. 10, 24, 134-138

Male. Black. Length, body 12.8-13.3 mm; wing 9.7-10.0 mm. *Head*: Face wide, produced anteriorly, gently rounded from base of antenna to epistomal margin; yellow tomentose with abundant long setae, yellow or black; 8-9 thin, black bristles present, pencil-like bristles yellow or black; 1.0:4.6-1.0:4.7. Antenna black setose, 3-4 bristly setae project to apex of flagellum. Frons yellowish-brown to brown tomentose, setae mostly yellow, sparse black setae present. Ocellar tubercle with 5-6 long, black, bristly setae, all about same length, 2 posterior setae thickest. Occiput with several black postocular bristles, longest with apex one-third to half distance toward ocellar tubercle.

Thorax: Mesonotum dorsally mostly brown tomentose, margins yellow, with mostly black setae; 4 lateral and 3-4 dorsocentral bristles, most of latter thin, posterior bristle thickest, all black; long, mostly yellow setae between rows posteriorly. Scutellum gray

tomentose with scattered yellow setae and 2 black marginal bristles, setae subequal to bristles. Pleuron gray tomentose with mostly scattered, yellow setae, anepisternum with sparse, black setae; katatergal bristles yellow or black. Halter yellow.

Wing (Fig. 10): Largely dense microtrichose, sparse in basal cells behind veins. Cell r_4 with R_4 slightly convex at wing margin. Apex of cell m_3 slightly arched, perpendicular to wing axis, near r-m.

Leg: Coxae black, gray tomentose, white setose. Hind trochanter with 2 long, slender, yellow bristles, curved 90°, slender with a slightly swollen apex. Femora and tibiae yellow setose, long posteriorly or laterally, somewhat shaggy with setae of irregular lengths and distribution. Fore and middle femora brown anteriorly and dorsally, brown-yellow to yellow ventrally, yellow extends posteroventrally; hind femur mostly yellow, apical fifth to fourth brown. Fore femur (Fig. 24) ventrally with 3-4 thick, yellow bristles of uniform length basally. Middle femur 5-6 black bristles aligned anteriorly; basal half slightly concave and abundant yellow setae ventrally, bristles absent. Hind femur anteriorly with a row of several stout bristles, mixed long, thin and bristly yellow setae, longer anterobasal setae slightly wavy; abundant setae ventrally, anteroventral bristles absent; several posteroventral bristles present, yellow or black, those basally thickest; 1.0:5.4-1.0:5.5. Fore tibia with thin lateral fringe of long setae and thin bristles, most yellow, 1-3 basal bristles thick, black. Middle tibia laterally with several thin brown bristles. Hind tibia with narrow apex brown, and moderately long, yellow setae posteriorly. Tarsi with basal 2 tarsomeres yellow, narrow apex of second and remaining tarsomeres brown; fore and middle tarsi, sometimes hind tarsus, with yellow bristles.

Abdomen: Light brown to brown-yellow tomentose with mostly yellow setae; tergites 5-8 laterally with abundant setae, mostly yellow, short and aligned on margin of tergite 5, abundant longer and shaggy on 6-7, yellow and black or black on 8. Sternites 3-5 with flat, blade-like bristles, apices asymmetrically pointed; sternite 8 long, black setae apically.

Terminalia (Figs. 134-138): Large, as long as segments 5-8. Ventral lamella basally with dense brassy setae projecting from a deep cavity. Epandrium with 3 long branches; median branch prominent, gradually narrowed to preapex, slightly wider beyond; dorsal and ventral branch shorter than median branch. Gonostylus bifid apically. Hypandrium apically with numerous flat bristles.

Female. Unknown.

SPECIMENS EXAMINED. Holotype ♂, **DEMOCRATIC REPUBLIC OF CONGO**: Coll. Mus. Congo / Urundi: t. Bururi 900 m / Nyamurembe 7-iii-1953 / P. Basilewsky (MRAC). Paratype: 1 ♂, Belg. Congo / 8 mi SW of / Pweto 1080 m. / 15.i.1958 / E. S. Ross and / R. H. Leech (CASC).

Distribution. This forest species has been captured from 900 to 1080 meters at elevations from January to March in southeast Democratic Republic of Congo.

Etymology. Latin *grossus*, for large, referring to the large terminalia.

Remarks. In addition to the characters in the key, the long, shaggy setae of the legs, ventral concavity of the middle femur, fringe of yellow setae along the margin of tergites 5-6, and the large terminalia (Figs. 134-138) characterize *O. grossus*.

***Ommatius (Pygommatius) imaginus*, sp. n.**

Figs. 11, 41, 139-146

Male. As *O. comosus* except as follows. Length, body 11.3-13.3 mm; wing 8.7-9.0 mm. *Head*: FHWR 1.09.8-1.0:11.5. Antenna brown-yellow to yellow, pedicel and scape darkest dorsally. Occiput with 9 brown postocular bristles, extending as a row to mid-lateral margin of head.

Thorax: Pronotum brown. Pleuron mostly yellow, anepisternum, katapisternite, anterior anepimeron, and meron at least brown. Katatergal bristles yellow.

Wing as *O. comosus* except apex of cell m_3 truncate (Fig. 11).

Leg: Hind trochanter with 2-3 short brown bristles. Fore femur (see *O. brevicornis* Fig. 24) with 9 long, stout ventral bristles. Hind femur (see *O. comosus*, Fig. 31) with base entirely, dorsobasal third, slightly more than basal half anteriorly and posteriorly yellow, brown otherwise; 9-10 long, thin, brown, anteroventral setae present, most aligned basally in a row to brown marking anteriorly, 4-5 clustered at base of row; one short, brown, ventrobasal bristle present; a row of 7-8 short, thin to thick, bristles present posteriorly; abundant, mostly wavy, setae ventrally and posteriorly, that on apical half longest; HFWLR 1.0:4.0:1.0:4.4. Fore and middle tibiae yellow with thin, yellow bristles, longest bristle three-fourths as fore or middle tibia. Hind tibia (Fig 41). Fore tarsus with 1 yellow bristle; remaining tarsomeres of all tarsi brown.

Abdomen: Margins of most segments yellow, those on terga 1-4 laterally wide; sterna 1-4 yellow to brown-yellow. Tergum 3 with 3-4 brown bristles in apical corner; tergum 4 with dense yellow setae laterally, bordered dorsally with several brown bristles. sternum 3 with only sparse short wavy setae medially. Sternum 4 with long, wavy, dense, yellow setae; sternum 5 bare, sternum 6 with an admedial stripe of mostly brown, erect setae, those basally yellow. Sternum 7 with 1 stout brown bristle in apical corner; sternum 8 with brown bristles apically.

Terminalia (Figs. 139-143): As *O. comosus* except dorsal branch wider and ventral branch without median spine. Gonostylus large, podiform.

Female. Differs from male as follows. Length, body 9.7-11.7 mm; wing 7.5-9.0 mm. *Head*: Face yellow tomentose, 6 thin brown bristles and thick, yellow, ventral bristles present; scape sometimes yellow; 2-3 brown postocular bristles present: 1.0:11.2-11.8. *Thorax*: Pronotum reddish-yellow or brown. Pleuron with 0-7 brown katatergal bristles. *Leg*: Normal, without unusual setae and bristles of male. Femora brown-yellow to brown on apical third to half except ventrally on fore and middle femora. Middle and hind femora

with most or all ventral bristles brown; hind femur with abundant, bristly brown setae posteroventrally. Fore and middle tibiae with narrow apex light brown, bristles unusually long, thin, mostly yellow. HFWLR 1.0:5.7-1.0:5.8. Hind tibia normal. Fore tarsus with mostly or only brown bristles. *Abdomen*: Wide lateral margin of tergites 1-6 yellow; sternites 1-2 entirely or mostly yellow; margins of remaining sternites narrowly yellow. Most tergites and sternites with brown bristles apically; most sternites with 3-4 brown bristles laterally. Tergite 9 short, membranous, as a thin line dorsomedially.

Terminalia (Figs. 144-146): Three spermathecae present; duct basal. Sternite 8 apically triangular, sides distinctly arched, membranous medially with surface folded as a low, arched, ridge in dry specimens; apical margin rounded with a trumpet-like process anteriorly.

SPECIMENS EXAMINED. Holotype ♂, **CAMEROON**: 50 km N. Kribi / Rt. 87 / 30.xi.1987 / A. Freidberg (NMSA). Paratype: **CAMEROON**: 1 ♂, Bambalang / Off Rt. N11 / 35 Km E. Bamenda / 18, 21.xi.1987 / Amnon Freidberg (NMSA); 1 ♀, Kribi, / 11.vii.1974 (ZMAN); 1 ♀, Prov. Sud / 21 km SE Kribi / E-slope Mt. Elephant / 2°48.2'N 10°01.9'E / 10.ii.1994 alt. 140 m / J. J. Wieringer (ZMAN); Douala / 26-7-1975 / Cameroun Litt / J. A. W. Lucas (ZMAN). **CONGO**: 1 ♂, Museum Paris / Congo Ogooué / Sam Kita / R. Ellenberger 1910 (MNHN); 1 ♀, R. P. Congo / Dimonika / Mayombe v.1979 / J. David (MNHN); 1 ♀, Seve / *Elacis / guineensis* / (Palmacés) / 26.x.73 (MNHN); 1 ♀, Congo Museum Paris / Congo Français / Ogooué / N. Gomo / P. Ellenberger 1910 (NMHN).

Distribution. A forest species captured during October to July in Cameroon and the Republic of Congo.

Etymology. Latin *imagnus*, for 'likeness' or 'image of, referring to its similarity to *O. comosus*.

Remarks. *Ommatius imagnus* differs from *O. comosus* in the sparse setae on sternite 3, fringe of yellow bristles bordered dorsally with brown bristles, and the combined characters of the male terminalia (Figs. 139-143), especially the absence of an apical spine on the epandrium and the larger podiform gonostylus. Females differ from those of *O. comosus* in that the spermathecal duct arise directly at the base of the spermatheca (Fig. 144) and the triangular apical margin of sternite 8 are slightly convex (Fig. 146).

***Ommatius (Pygommatius) jaculator* Walker**

Figs. 29, 33

Ommatius jaculator Walker, 1851:152.

Ommatius jaculator: Hull 1962: 436. Oldroyd, 1980: 347 (Afrotropical catalogue).

Redescription, male. Length, head+thorax 3.8 mm; wing 6.7 mm. Black. *Head*: Face pale yellow tomentose with 3 pairs of thin, brown bristles and dense white setae ventrally, dor-

sal setae short, ventral setae longer; mystax with only 2 pencil-like bristles projecting slightly beyond proboscis; FHWR 1.0:5.6. Antenna light yellowish-brown; style lacks ventral setae, a flat tuft of 6 short, setae apically. Occiput with only 1 brown postocular bristle, apex third distance toward ocellar tubercle.

Thorax: Mesonotum with margins yellowish-gray tomentose, sparse tomentose dorsally, surface shiny; vestiture sparse, yellowish-brown to brown, 4 lateral and 1 stout dorso-central bristle present. Scutellum (greasy) yellowish-gray tomentose, sparse, short, thin setae and 2 marginal bristles present, latter about as long as the shorter notopleural bristle. Pleuron gray tomentose with mostly yellow setae; anepimeral bristle absent. Halter yellow.

Wing: Apical half dense microtrichose. Cell r_1 with apical petiole short, veins R_1 and R_2 meet just before wing margin. Cell r_4 narrow; base well beyond apex of cell d. Cell m_1 short, wide beyond narrow base, about 12 times wider at wing margin than at base; vein M_1 abruptly arched forward basally.

Leg: Coxae yellowish-gray tomentose with weak yellow vestiture. Fore coxa yellow; middle and hind coxae brown. Fore leg absent. Middle and femora mostly yellow, grading diagonally to brown on apical fourth to third. Middle femur (Fig. 29) with basal half slightly concave ventrally; 1 anteroventral and 5 posteroventral yellow bristles and abundant, short setae present ventrally and posteriorly. Hind femur (Fig. 33) anteriorly with a row of 7 bristles medially, 3 longer, stronger, brown bristles more dorsoapically, and several thin, short, ventroapical setae; anteroventral bristles absent; 2 basal and 1 preapical brown bristles present posteroventrally; HFWLR 1.0:7.4. Middle and hind tibiae yellow, apex of hind tibia slightly brownish; hind tibia slightly flat and sigmoid. Basal tarsomere of hind tarsus brownish-yellow; bristles brown.

Female. Unknown.

SPECIMENS EXAMINED. Holotype ♂ (BMNH).

Distribution. 'Africa'.

Remarks. In addition to the characters in the key, *O. jaculator* is further distinguished by the dense white setae and two long pencil-like bristles on the face, the narrow cell r_4 , the unusually short apical petiole of cell r_1 and wide cell m_1 , and a weak ventral concavity on the basal half of the middle femur.

Ommatius jaculator is known only from the male holotype that is in poor condition. The fore legs except coxae, all tarsi except the basal tarsomere of the right hind tarsus, and abdomen are absent. Label data include: 1) round label with green margin and the word 'type'; 2) white rectangular label with 'Orce' or 'Oru'?; 3) white rectangular label with '684'; 4) white rectangular label with 'Africa, pres. W. W. Saunders, B.M. 1868-4'; and 5) red margined label with the word 'Holotype', 6) rectangular label with 'Holotype, Ommatius jaculator Walker, det. J. E. Chainey, 1986.'

Ommatius (Pygommatius) limbus, sp. n.

Figs. 12, 25, 34, 42, 147-151

Male. Length, body 12.0 mm; wing 9.0 mm. Black. *Head*: Dull yellow to gray tomentose; white to yellowish setose. Face with abundant yellow setae and pencil-like bristles ventrally; 8 black bristles present; FHWR 1.0:4.8. Frons dull yellow to brownish-yellow tomentose with mostly yellow setae, 1-2 brown setae present. Antenna with flagellum and style absent; ocellar setae longer than scape and pedicel combined. Occiput with 2-3 brown postocular bristles, apex of longest near ocellar tubercle.

Thorax: Mesonotum brown tomentose with sides and posterior yellow to yellowish-gray; numerous thin, yellow setae and 4 black lateral bristles present; 1 brown and 2 yellow dorsocentral bristles present. Scutellum light yellowish-gray tomentose with mostly thin setae and 2 marginal bristles, all yellow; sparse setae as long as marginal bristles, bristles slightly shorter than dorsocentral bristles. Pleuron light yellowish-gray tomentose, anepisternum dull yellow; vestiture yellow to white; halter yellow.

Wing (Fig. 12): Apical third and posterior margin microtrichose. Cell r_4 with veins parallel. Apex of cell m_3 slightly arched, just beyond r-m crossvein.

Leg: Coxae black, gray tomentose, with long, thin, white setae. Hind trochanter with 2 unusually long, curved, yellow bristles, apex slightly swollen and round. Femora entirely to mostly yellow, each with some brown on apical third, light on anterior 2, much darker on third. Fore femur (Fig. 25) posteriorly with a tuft of yellow setae, and 4-6 yellow ventral bristles clustered basally. Middle femur basoventrally slightly concave with abundant long, thin setae and 6 long bristles, all yellow. Hind femur (Fig. 34) constricted basoventrally with abundant, long, thin, yellow setae anteriorly and 8-9 long posteroventral bristles on apical two-thirds. Fore and middle tibiae yellow laterally with thick fringe of yellow setae, that of fore tibia of uniform length, short, but with 1 long, yellow prebasal bristle; middle tibia bent preapically, and with a much longer fringe, 2 black, long, thin prebasal bristles present; HFWLR 1.0:5.0. Hind tibia with apical third brown, brown-yellow to yellow basally, fringe absent; hind tibia flat laterally (Fig. 42) wider than thick, with a slight preapical bend, posterior setae before bend slightly longer than surrounding vestiture and brown, that beyond bend and along inner surface yellow. Tarsi with basal tarsomere mostly yellow, narrow apex and remaining tarsomeres brown; fore and middle tarsi with fringe of yellow setae on basal tarsomere; tarsi laterally with 10, 7, and 4 yellow bristles, respectively.

Abdomen: Light brown-yellow tomentose, basal 4 tergites with a brown basal tomentose spot and a dull yellow apical band; vestiture mostly yellow, especially long and abundant on apical 2 to 3 segments; apical half of tergite 5 and apical two-thirds of tergite 6 with a dense fringe of short yellow setae, setae much shorter than that on tergite 6. Sternite 3 with 2 long, thick bristles laterally and 2 short, wavy bristles admedially; sternite 4 with 3 long, straight bristles laterally and 3 admedially; sternite 5 basally with 4 wavy bristles.

Terminalia (Figs. 147-151): Large, black. Epandrium 3 branched: dorsal and median branch short; dorsal branch bifid; median branch narrow, oblique behind ventral branch; ventral branch prominent, strongly capitate. Hypandrium apically with flattened, undulated bristles.

Female. Unknown.

SPECIMENS EXAMINED. Holotype ♂, **ZAMBIA**: 18 mi SW / of Mkushi 1300 m. / 14.ix.1967 / E. S. Ross and / A. R. Stephens (CASC).

Distribution. The species was captured at 1300 m in southeast Zambia.

Etymology. Latin, *limbus*, meaning border or fringe, referring to the long yellow setae on the legs and tergites 5 and 6.

Remarks. In addition to the characters in the key, *O. limbus* differs by the large robust, black body, and the 4-6 stout bristles below the fore femur (Fig. 25).

Ommatius (Pygommatius) litoreus, sp. n.

Figs. 13, 26, 35, 43, 152-159

Male. Length, body 10-11.0 mm; wing 7.0-7.5 mm. Black. *Head*: Yellow to gray tomentose with mostly yellow to white setae. Face with 6 thin, brown bristles and 4 pencil-like yellow bristles; several, thinner, yellow bristles ventrally; sparse yellow setae present dorsally; FHWR 1.0:7.1-1.0:7.5. Proboscis and palpus with very narrow base yellow. Frons brown setose. Antenna brown; pedicel bead-like, as long as but much wider than flagellum. Frons yellow to brown-yellow tomentose. Ocellar tubercle with longest seta subequal to 3 antennal segments combined. Occiput with 3-5 brown bristles, longest with apex third distance toward ocellar tubercle.

Thorax: Mesonotum with mostly brown tomentum, postalar callus and prescutellum yellowish, narrow sides yellowish-gray; setae sparse, short, mostly brown; 3-4 dorsocentral and 4 lateral bristles present. Scutellum dorsally brown tomentose, apically yellow; sparse, thin, yellow setae and 2 brown marginal bristles present. Pleuron mostly black, narrow posterior below halter yellow; tomentum yellowish-gray tomentose; yellow setose; thin, yellow anepimeral bristle present. Halter yellow to reddish-yellow.

Wing (Figs. 13): Microtrichia dense apically, extending as narrow lines in anterior cells and along posterior margin. Cell r_4 with veins slightly diverging apically. Apex of cell m_3 perpendicular to wing axis, slightly curved, just beyond r-m.

Leg: Fore and hind coxae yellow, middle coxae brown; tomentum gray, setae and bristles mostly yellow, none unusually thick; fore coxa apically with numerous, short, brown setae. Trochanters mostly yellow, at least ventrally, narrow margins brown; hind trochanter often brown posteriorly with a short yellow bristle. Fore and middle femora yellow, narrow apices often brown, hind femur mostly yellow, apical half to slightly less brown. Fore femur (Fig. 26) basally wide with 4-5 thick, unusually long, yellow, ventral bristles. Mid-

dle femur with brown bristles anteriorly; anteroventral bristles absent, 3-4 short yellow setae present; 4 thick, yellow bristles and a long row of short, comb-like, yellow bristles present posteroventrally. Hind femur (Fig. 35) widest at basal third, a weak ventrobasal concavity present; 1 unusually long, brown, anteroventral bristle present on apical third; 3-5 short, brown, posteroventral bristles with round apices present basally, and a row of several setae and bristles beyond basal group of bristles, the basal ones shortest, each being longer and thicker, apical bristle unusually long and separated from row by wide space; HFWLR 1.0:5.4-1.0:5.8. Tibiae entirely to mostly yellow; hind tibia (Fig. 43) with apical third brown, slightly swollen medially with numerous, yellow and brown setae on basal half, several long and bristly; preapically only slightly constricted; raised, black flange present apically, slightly concave on one side. Fore and middle tarsi with basal tarsomere mostly yellow, narrow apex brown, the former with 1-2 yellow bristles; basal tarsomere of hind tarsus light yellowish-brown basally.

Abdomen: Brown with apical margins of all tergites and basal 5 sternites, and narrow lateral margins and wide apical corners of most tergites yellow. Tergites mostly brown tomentose dorsally, sides and sternites gray to yellow; mostly short, brown setae present. Apical 6 tergites with 1-2 or more bristly setae apical margins; sternites 4 and 6 with erect, yellow bristles, those on 4 longest; sternite 5 with several, short, thick bristles in apical corner, most yellow, 3-5 usually brown, plus a few minute bristles posteriorly, peg-like. Sternites 7-8 brown setose; numerous brown bristles present along apical margin of sternite 8.

Terminalia (Figs. 152-156): Epandrium 2 branched; dorsal branch narrowed apically, apex acute; ventral branch wide apically, with corners turned vertically. Gonocoxite with surface rugose, prominent flange present. Aedeagal sheath flat, expanded laterally, forming an oblique, oval, shield above distiphallus; surface with minute grooves. Hypandrium strongly produced, narrow ventrally, with strong angular apex; surface with minute grooves and ridges.

Female. Differs from male as follows: Length, body 9.0-11.3 mm; wing 7.4-8.5 mm. *Head:* FHWR 1.0:6.6-1.0:6.7. Proboscis with narrow base light brown to brown-yellow. *Thorax:* Anepimeral bristle thin, seta-like. *Leg:* Fore coxa with only yellow bristles and setae. Hind coxa, fore trochanter, and middle trochanter brown-yellow; hind trochanter brown. Femora normal, without unusually long, thick bristles ventrally. Middle femur basally with 3 long, thin, brown or yellow, anteroventral bristles; a row of 4-5 thin, long, usually brown, posteroventral bristles present; comb-like row of short, thin, yellow bristles absent. Hind femur normal, without a ventral constriction basally; 2 rows of 5-7 long, thin, mostly brown, bristles, in each ventral row; basal 3 posteroventral bristles third as long as hind femur; apical bristle in each ventral row not unusually long as in male; HFWLR 1.0:5.7-1.0:6.3. Hind tibia sometimes slightly swollen medially, otherwise normal. *Abdomen:* Most segments with apical margins yellow, sides of tergites narrowly yellow; all bristles along apical margin short, thin, seta-like. Sternites 4-6 without bristle patterns as in

male. Tergite 9 extremely narrow dorsomedially, membranous. Terminalia (Figs. 157-159): Three spermathecae present; duct basal, slightly lateral. Sternite 8 with apical margin broadly rounded; a short, low median carina present medioapically.

SPECIMENS EXAMINED. Holotype ♂, allotype ♀, paratypes 2 ♂, **KENYA:** Kilifi Distr. / Mida Creek 8 mi S. / Gede. 201 20.I.1970 / M. E. Irwin and / E. S. Ross (CASC). Paratypes: **KENYA:** 1 ♀, Kilifi Distr. / Gede. alt. 100 ft. / 31.xii.1969 / M. E. Irwin and / E. S. Ross (CASC); 4 ♂ [1 without terminalia], 6 ♀ [1 without terminalia], Diani Beach / vii.1951 / N. L. H. Krause / B. M. 1951-541 (BMNH); 6 ♀, Diani Beach / viii.1951 / N. L. H. Krause / B. M. 1951-541 (BMNH); 1 ♀ [terminalia absent], Diani Beach / ix.1951 / N. L. H. Krause / B. M. 1951-541 (BMNH); 1 ♀, Mombasa / Diani Beach / 20.xii.1961 / J. Bowden (BMNH); 2 ♀, Gedi N.R. / 7-8.xi.1973 / Michel Boulard (MNHN).

Distribution. A riverine species captured at low elevations from September to August in Kenya.

Etymology. Latin, *litoreus*, meaning shore or beach, referring to the site where specimens were collected.

Remarks. In addition to the characters in the key, *O. litoreus* is also distinguished by the presence of stout ventral bristles on the base of the fore femur (Fig. 26) and the stout posteroventral bristles and numerous, short, comb-like bristles on the middle femur.

Ommatius (Pygommatius) lulua, sp. n.

Figs. 14, 160-164

Male. Mostly dark brown to black, red coxae. Length, body 10.8-12.2 mm; wing 9.0-10.0 mm **Head:** Face yellow tomentose, sparse, short, yellow setae dorsally, longer setae and pencil-like bristles ventrally; 3 thin, brown bristles present; 1.0:7.5-1.0:8.6. Proboscis black. Flagellum twice as long as wide. Frons brown tomentose, dark brown setose. Occiput with 7 brown postocular bristles, longest just forward to one-third forward of posterior margin of eye.

Thorax: Mesonotum dorsally mostly dense brown tomentose, brown-yellow to yellow in grooves, narrow laterally and posteriorly; vestiture brown, sparse setae medially and laterally; bristles stout, 3 dorsocentral and 4 lateral bristles present. Scutellum dorsally brown tomentose, yellow apically, setae sparse, mostly to entirely brown, marginal bristles red-brown to brown. Pleuron mostly black, narrow metapleuron below halter and most of metacoxa red, large black spot ventrally; vestiture mostly yellow, setae sparse, katatergal bristles mostly brown. Halter yellow to red.

Wing (Fig. 14): Dense brown microtrichose apically and posteriorly to middle of m₄ cell. Cell r₄ with sides slightly arched medially. Sides of cell m₁ with weak preapical constriction; sides evenly diverge from base. Apex of cell m₃ oblique, beyond base of cell m₁.

Leg: Coxae mostly red, narrow base of middle and hind coxae black. Trochanters red. Femora red with brown anteriorly and dorsally, color extending posteriorly to about dorsal third or half, reddish yellow to yellow elsewhere; bristles absent ventrally, only setae present, mostly yellow, brown on middle femur; HFWLR 1.0:6.0-1.0:6.1. Tibiae mostly yellow, slightly reddish-yellow anteriorly, narrow apex of middle and hind tibiae brown; bristles thin, brown. Tarsi mostly yellow, with apical 3 tarsomeres grading from yellow to brown; hind tarsus mostly brown, basal tarsomere brown-yellow; fore tarsus with 5 yellow bristles laterally, otherwise brown.

Abdomen: Black, apex of tergites brown-yellow, tergites mostly brown tomentose dorsally with brown setae, sides yellowish-brown to yellow with yellow setae. Sternites mostly yellow to yellowish-brown tomentose, setae yellow except brown on sternites 5-8; stout, erect bristles absent.

Terminalia (Figs. 160-164): Brown. Epandrium 3 branched; dorsal branch short, adhering to inner surface of epandrium; ventral branch longer than median branch. Gonocoxite with an oval row of numerous long setae. Hypandrium apically with long bristles.

Female. Unknown.

SPECIMENS EXAMINED. Holotype ♂, paratype ♂, **DEMOCRATIC REPUBLIC OF CONGO:** Musée Du Congo / Lulua: Kasai / 1928 / Dr. Walker (MARC).

Distribution. The species is known only from the type locality.

Etymology. *Lulua*, a noun in apposition, refers to the indigenous people who live in the region near the Lulua River, between the Kasai and Sankuru rivers.

Remarks. A long flagellum, dense tomentum of the mesonotum, and the red pleuron below the halter, the red coxae, trochanters, and femora, and the combined characters of the terminalia (Figs. 160-164) characterize *O. lulua*.

Ommatius (Pygommatius) magnipes, sp. n.

Figs. 15, 165-172

Male. Mostly dark brown. Length, body 10.0-11.7 mm; wing 7.3-8.3 mm. *Head:* Dull yellow tomentose. Face mostly white setose, mystax with long, dense, drooping, white setae and 2-3 pencil-like bristles, sparse short setae dorsally; 4-6 brown bristles present; FHWR 1.0:5.0-1.0:5.3. Proboscis with narrow base yellow to brown-yellow. Antenna with scape and pedicel yellow to brown-yellow, mostly light yellow setose; pedicel with 2-3 brown setae; flagellum brown, short, obovate, widest basally. Ocellar tubercle with 2 setae as long as 3 antennal segments combined. Occiput with yellowish postocular bristles, longest dorsal bristle with apex just beyond margin of eye.

Thorax: Mesonotum mostly dark brown, postpronotum and postalar callus red; tomentum largely light brown dorsally, brownish gray to gray laterally and posteriorly; 2 paramedial stripes and 2 lateral spots brown; setae sparse and short, 4 lateral and 2 dorsocentral bristles present. Scutellum grayish tomentose with sparse setae and 2 scutellar marginal

bristles. Pleuron brown anteriorly, anepimeron, meron, and katepisternite usually reddish-yellow to yellow, metapleuron narrowly below halter and entire metacoxa yellow; gray tomentum and sparse yellowish setae present. Halter yellow.

Wing (Fig. 15): Apical third and narrow posterior dense microtrichose. Cell m_1 with vein M_1 strongly angular basally. Apex of cell m_3 oblique, just beyond crossvein r-m.

Leg: Coxae yellow, narrow base of middle and hind coxae usually brown; fore coxa apically with 4-5 stout bristles. Femora mostly yellow, with brownish-yellow to brown as an anterodorsal streak on apical third. Fore femur ventrally with only short, thin setae; 1 posterodorsal, unusually long, brown bristle present, about half as long as fore femur. Middle femur slightly concave ventrally; row of 4 brown, closely spaced bristles anteriorly; basal third of middle femur with 2 short, brown, anteroventral bristles; apical two-thirds of middle femur with posteroventral row of 10-12 short, closely spaced, comb-like bristles, plus 2-3 longer, yellow bristles basally. Hind femur with unusually long bristles, mostly brown, about one-third as long as hind femur; 6 evenly spaced anteroventral bristles present, apical bristle short; 12-15 shorter, thinner posteroventral bristles present, those on basal half of femur yellow, those on apical half brown, most of latter one-fifth to one-fourth as long as hind femur; HFWLR 1.0:6.1-6.8. Tibiae yellow, narrow posterior apex of hind tibia brown; fore tibia apically with a dense fringe of short white setae, especially laterally; row of 10-14 brown setae often present plus 3-4 closely spaced, long, brown bristles. Middle tibia laterally with similar row of closely spaced brown bristles, plus a row of 7, short, thick, light yellow to white bristles. Tarsi mostly yellow, narrow apices of basal 4 tarsomeres brownish, apical tarsomere mostly brown; fore tarsus anteriorly with 2 short, white bristles on each of the 4 tarsomeres and posteriorly with 4-5, long, thin, brown bristles; basal tarsomere of fore tarsus posteriorly with abundant short, white setae; hind tarsus dorsally with several, moderately long, erect, brown setae.

Abdomen: Largely brown with dull yellow tomentum and yellow vestiture; tergites 1-5 laterally with margins narrowly yellow; apical corners of tergite 6, entire lateral margins of tergites 7 and 8, apex of sternites 6 and 7 with abundant, yellow bristly setae. Sternites 3-5 with 6, 10, and 8 widely spaced, erect, white bristles, respectively.

Terminalia (Figs. 165-169): Large, as long as segments 5-8 combined, foot-like. Epanandrium 3 branched; median branch capitate laterally, bifid dorsally, much longer than dorsal and ventral branches. Hypandrium with dense, flat, tuft of long bristles in dry specimens, tuft spreads into a plume with KOH treatment.

Female. Differs from male as follows. Length, body 9.7-11.5 mm; wing 7.0-8.2 mm. *Body*: Unusually abundant, long and stout vestiture of male absent. *Head*: Face with 6-8 brown bristles; 2-3 dorsal postocular bristles per side of head brown; FHWR 1.0:4.9-1.0:5.1. *Thorax*: Brown tomentose stripes and spots more diffuse than in male. Katatergite with 2-3 brown bristles. *Leg*: Middle and hind coxae basally brown-yellow. Middle femur ventrally with only thin, yellow setae. Hind femur with all bristles shorter and thinner than in males, posteroventrally with fewer bristle or bristly setae; HFWLR 1.0:6.2-1.0:6.8. Api-

cal fourth to third of hind tibia brown. *Abdomen*: Margins of tergites 1-3 or 1-5 narrowly yellow. Apical corner of sternites 5-8 with 1-2 long, brown bristles. *Terminalia* (Figs. 170-172): Tergite 9 with deep emargination anteriorly, extremely short mediadorsally; 1 prominent bristle in anterior corner. Three spermathecae present, apical third unusually slender; duct prebasal and lateral.

SPECIMENS EXAMINED. Holotype ♂, allotype ♀, **CHAD**: Kalamaloué C₄C₃ / 25.ix.1973 / J. Gruvel (MNHN). Paratypes, **CAMEROON**: 4 ♂, 3 ♀, Bas. Chari / Reserve Kalamaloué / ii-iii.1973 / J. Gruvel (MNHN); **CHAD**: 5 ♂, 3 ♀ same data as holotype; 14 ♂, 15 ♀, Env. Fort-Lamy / 1970 / J. Gruvel (MNHN); 1 ♀, 11.ii.1965 MANI 36 / Chari-Baquirmi Tchad / Coll. J. C. Hitchcock Jr (USNM). **NIGERIA**: 1 ♀, Zaria / Samaru / 24.vi.1968 / J. C. Deeming (BMNH).

Distribution. The species was captured during September through June in Chad, Cameroon, and Nigeria.

Etymology. Latin, *magnipes*, for 'large foot,' referring to the large podiform male terminalia.

Remarks. In addition to the characters in the key, the yellowish scape and pedicel, yellow base of the proboscis, and mostly yellow tarsi distinguish *O. magnipes*. Mystax with abundant, long, white setae, yellow postocular bristles, the slightly concave ventral margin of the middle femur and its vestiture, the long, thin anteroventral bristles on the hind femur, fringe of short, white setae on the fore tibia and fore tarsus, stout bristles on sternites 3-5 further characterize the male. The shape of the spermathecae (Fig. 170) and one unusually long bristle in the apical corner of sternite 8 (Fig. 172) further characterize the female.

Ommatius (Pygommatius) neglectus Bromley

Figs. 16, 36, 44, 51, 173-180

Ommatius ornatipes Engel, 1929, 13: 159. Holotype ♂, type locality Saw Mills, Zimbabwe [S. Rhodesia], 25.xii.25, fig. 6, *Annals of the Transvaal Museum* (ZSMC). **Secondary homonym** of *Ommatius ornatipes* Becker 1926: 31-32.

Ommatius ornatipes (Engel): Hull 1962: 436. Oldroyd 1980: 348 (Afrotropical catalogue). *Ommatius neglectus* Bromley, 1936, 18: 128. Holotype ♀, type locality South Africa, Pretoria [NMSA]. **New Synonymy** of *O. ornatipes* (Engel).

Ommatius neglectus: Hull 1962: 436. Oldroyd 1980: 348. (Afrotropical catalogue).

Redescription, male. Dark brown to black. Length, body 9.2-11.3 mm; wing 7.2-8.3 mm. *Head*: Mostly yellow tomentose, yellow setose. Face yellow to golden yellow tomentose, vestiture unusually long and yellow; 2-5 pencil-like, yellow bristles present; apices of long, thin bristles flat, lanceolate; FHWR 1.0:4.6-1.0:5.7. Proboscis with narrow base yellow. Antenna usually brown, flagellum darkest, scape and pedicel yellow to brownish-yellow; dorsal setae sometimes brown; style bare on apical third to half, apex with flat tuft of

short setae. Frons usually yellow setose, rarely brown. Ocellar tubercle with posterior setae as long as 3 antennal segments combined. Occiput with 5-6 long, brown postocular bristles, longest extends forward to above or just behind ocellar tubercle.

Thorax: Black. Mesonotum with thin tomentum, lateral spots and median longitudinal stripe brownish, otherwise mostly brownish-yellow to yellow tomentose; vestiture brown, setae most abundant medially, about as long as scape and pedicel combined; bristles thin, with 4 dorsocentral and 4 lateral bristles present. Scutellum usually yellowish-gray, basally sometimes brownish; setae sparse, long, variable in color, entirely yellow to brown; 2 black marginal bristles present. Pleuron yellowish-gray to gray tomentose, mostly yellow setose. Halter yellow to reddish.

Wing (Fig. 16): Apical and posterior margins narrowly dense microtrichose. Base of cell r_4 just beyond cell d apex; vein R5 slightly convex medially. Cell m_1 unusually wide beyond narrow base, sides diverge evenly to wing margin; M_1 strongly curved forward basally. Cell m_3 long, narrow, apex usually near base of cell m_1 .

Leg: Coxae yellowish-gray tomentose. Fore coxa reddish-yellow with mostly black bristles, 1-3 slightly longer and stouter yellow bristles present just above apical margin; middle and hind coxae black; middle coxa with sparsely black to entirely black vestiture; hind coxa with only yellow vestiture. Femora mostly light brown-yellow, black anterodorsally, sometimes as a median stripe on basal third to half. Fore and middle femora posteroventrally with abundant, erect, yellow setae. Middle femur with only anteroventral and posteroventral setae, mostly black, those posteriorly longest; 3-4 unusually long, thin, setae posteriorly. Hind femur (Fig. 36) anteriorly with a row of 10-12 short, yellow setae medially; 4 long anteroventral bristles present, usually brown, with longest bristle half to two-thirds as long as hind femur; 6-7 short, black, posteroventral bristles present, apical bristle longest and thickest; HFWLR 1.0:5.2-1.0:6.2. Fore and middle tibiae yellow except narrow brown apex of latter; a fringe of numerous, short, white setae and 2-3 thin bristles laterally, bristles about half as long as fore tibiae. Hind tibia yellow with apical fourth black; flat 'tuft' of white setae laterally (Fig. 44) and 1 thick, white, apical bristle. Fore and middle tarsi with basal tarsomere yellow, each with fringe of setae laterally plus 1 yellow bristle; remaining tarsomeres, including entire hind tarsus and bristles black. Basal 4 tarsomeres of hind tarsus with erect, short, dorsolateral bristles; apical 4 tarsomeres white setose, at least laterally; apical tarsomere (Fig. 51) about twice as long as fourth, apex digitate, projecting between pulvilli with dense, short, hooked yellow setae.

Abdomen: Black with apical margins of most segments narrowly yellow; tomentum and setae mostly yellow, black setae present medially on most tergites; tergite 7 emarginate apically. Sternites 3 and 4 entirely with numerous, scattered, erect yellow bristles; sternite 5 with fewer, scattered bristles present on basal half.

Terminalia (Figs. 173-177). Epandrium 3 branched; median and ventral branches stylate, former longer and capitate. Hypandrium with a tuft of long black bristles.

Female. Differs from male as follows. Length, body 7.5-10.7 mm; wing 7.5-8.8 mm. *Head*: Face yellowish-gray tomentose with 6 brown bristles; scattered black setae present dorsally; FHWR 1.0:5.0-1.0:5.3. Antenna with style normal. *Thorax*: Mesonotum with anterior setae longer than scape and pedicel combined. Scutellum with pale yellow setae only. *Leg*: Fore coxa with only yellow bristles and setae. Middle coxae with sparse black bristles only along apical margin. Legs normal, without lateral fringe of abundant setae; hind femur without unusual anterior and anteroventral vestiture; HFWLR 1.0:5.5-1.0:6.5. *Abdomen*: Tergite 9 with deep emargination anteriorly, membranous, extremely short mediodorsally. Sternites with only thin, yellow setae, erect bristles absent. *Terminalia* (Figs. 178-180): Three spermathecae present, duct prebasal and lateral. Apical margin of sternite 8 slightly triangular, margin notched on each side of short spine-like process.

SPECIMENS EXAMINED. **KENYA**: 1 ♂, Nguruma Kajindo Dist., 01°50'S:36°56'E 700 m, vi.1989 Rift Valley, Coll. I. M. I. Aba-Zinid, alluvial plains (NMSA); 3 ♀ E. Africa, Nairobi Zone H HZS3181 L. C. Edwards, B. M. 1952-403 (BMNH). **MALAWI**: 1 ♂, Chikonje Ruo, Nyasaland on grass stem, 23.i.14 200 m., R. C. W. (CMNH); 1 ♀, Fort Johnston, Nyasaland (P. Randall) S. Africa, Distant Coll. 1911-383 (BMNH); 1 ♂, 29.ix.14, Chi konje Ruo, Nyasaland 200 [m] (R.C.W.), on grass stem – 27565 (CMNH). **MOZAMBIQUE**: 1 ♂, Chinhanganil NE, 16.iv.1980, HR Feijen (NMSA); 1 ♂, 1 ♀, (diff.loc.), Catuane 5.v.80, H. R. Feijen (NMSA); 1 ♀, Moamba, No., 9-12.iii.1964, A. L. Moore (USNM); 1 ♂, Zambeze, Nova Chupanga, J. Surcouf 1928, ix (MNHN); 1 ♂, Zambeze, Tambara, P. Lesne 1929, ii (MNHN); 1 ♂, 1 ♀, Zambeze, Chemba, J. Surcouf 1926, 14.iii (MNHN); 1 ♀ African Orient., Portug. Macequece, P. Lesne 1928 (MNHN); 2 ♀, Macequece, P. Lesne 1928, ii, iii (MNHN). **NAMIBIA**: 1 ♂, West Caprivi Pr., Kwanda River Suswe, 17°45'37"S 23°20'25"E, 28.ix-02.x.1998, A. H. Kirk-Spriggs, Malaise Trap dry woodland (NMWN); 2 ♂, 3 ♀, Rundu Dist., Simanya Okavango River, 17°33'17"S 18°32'30"E, 20-23, 23-24.i.1998, Kirk-Spriggs and Marais, Malaise Traps riverine forest (NMWN); 1 ♂, 2 ♀, OPUWO District, 35 km E. Epupa: Kunene River, 17°03'37"S, 13°29'32"E 09-11.x.99, Kirk-Sprigg Pape Hauwanga, Malaise traps shaded woodland (NMWN); 3 ♂, 1 ♀, OPUWO District, Ekuju Village: Kunene River, 17°19'35"S, 13°48'56"E 11-12.x.99, Kirk-Sprigg Pape Hauwanga, Malaise traps riverine forest (NMWN); 1 ♀, MUKWE Dist Divuju, Okavango River, 18°40'4"S 21°28'51"E 01.ix.99, Kirk-Sprigg, Marais, Malaise traps and sweeping (NMWN). **SOUTH AFRICA**: Holotype ♀, (NMSA); 1 ♂, 1 ♀, 2327DA, Transvaal Ellisras, 30.i.1978 JGH Londt, grass near trees on Mokolo River, Banks (NMSA); 1 ♀, same location, 22.xi.1978, Brothers, S. J.-Guillarmod (NMSA); 1 ♂, 1 ♀, Transvaal, N. Kruger Natl. Park, Pafuri 22°21'S:31°17'E, 14.II-8.III.1980, L. Braack, Malaise Trap (NMSA); 2 ♀, Transvaal, Kruger Park 4.i.1974, Sabie River 4 km E Skukuza, Ficus Galley Forest, B and P Stuckenberg 2431DC (NMSA); 2 ♂, 1 ♀, Transvaal, Kruger Park 9.xii.1972, Timbarati River banks riparian bush rd. S-39, B and P Stuckenberg 2431DC (NMSA); 1 ♂, Transvaal RSA, Kruger Natl. Park, PAFURI, 2231AC, 20.ii.1973, J. Van Reenen (NMSA); 1 ♀, Transvaal Ofcolaco, 2430AB, Selati

River, 7-8.xii.1976, R. Miller (NMSA); 2 ♂, Transvaal, 5 km S Nelspruit Noordkuap, R. 2530BD, 1-2.xii.1976, R. Miller (NMSA); 1 ♀, Ingwavuma Dist., Lebombo Zululand, Stuckenberg, II.1957, Cecil Macks Pass (NMSA); 1 ♂, Katima Mulilo, E. Caprivi, 20-28.x.1970, A. Strydom (NMSA); 1 ♂, R.S.A.: KZ-Natal #47, Hluhluwe/Umfolozi, Munyawaneni Camp area, 28°09'S: 32°02'E 160 m, 29.xii.1995-3.i.1996, J. Londt and K. Cradock (NMSA); 1 ♂, 1 ♀ [mating pair, mounted on pin], R. S. A.: KZ-Natal # 117, Hluhluwe Umfolozi Res., 28°09'S:32°02'E 160 m, Munyawaneni Camp Area, 29.xii.1995-3.i.1996, J. Londt and K. Cradock (NMSA); 2 ♀, Skukuza, Kruger N. P., Zumpt (BMNH). **ZIMBABWE**: Holotype ♂, (ZSMC); 1 ♂, Sawmills, S. Rhodesia, Rhodesia Museum, 12.ii.1926, Engel (NMBZ); 1 ♂, Khami, x.1938, Nat. Museum S Rhodesia (NMBZ); 1 ♂, 1 ♀, Victoria Falls, S. Rhodesia, 20.i.1927, Rhodesia Museum (NMBZ); 1 ♂, Victoria Falls, Rhodesia, 5-7.iii.1976, Nat. Museum S. R., F.C. de Moor, Engel, Engel (NMBZ); 1 ♀, 17 m S of Chiturapadzi, Limpopo R., Rhodesia 28.iv.1968, Nat. Mus. R. S. Exp., S. Pinhey (NMBZ); 1 ♀, Base Camp, Chikwarakwara, Chipese T.T.L., S. E. Rhodesia, 11.xii.1974, Nat. Mus. Bulawayo, F. de Moor Fal. Col. Exp. (NMBZ); 1 ♂, 31°12'E: 22°16'S, Pesu Gorge, Sengwe T.T.L. S. Rhodesia, 10.xii.1974 S. Rhodesia, F. de Moor F. C. Exp. (NMBZ). 1 ♂, 2 ♀, Balla-Balla, S. Rhodesia, 20.xii.1932, A. Cutbertson, S. W. Bromley, Collection, 1955, M observed in peculiar mating habits courtship (USNM). 1 ♂, by Sanyati R., nr Karib camp, Tsetse fly ops., 7.i.1956, "running on sand by river banks", Goodien (BMNH); 1 ♀, nr. junction of Naodsa and Sanyati R. Kariba, Tsetse fly ops., 18.i.1956 (BMNH).

Distribution. The species was captured in dry woodland and near or in riverine forests throughout the year except July and August in east-central Africa and Namibia.

Remarks. In addition to the characters in the key, the wide face, the golden yellow to yellow tomentum and vestiture of the face, the style which is bare on the apical half except for the flat tuft of short, apical setae, the unusually long anteroventral bristles of the hind femur, and stout erect bristles on sternites 3-5 further characterize *O. neglectus*.

Wiedemann (1821) proposed the genus *Ommatius* to include asiliine taxa that had a wide head and a style with ventral setae. Subsequently, Coquillett (1910) designated *Asilus marginellus* Fabricius as the type of the genus. Later, Becker (1925) proposed a new ommatiine genus, *Ommatinus* Becker, for those taxa with only a single row of setae below the style to distinguish them from *Ommatius*. Then, Becker (1926) added the Australian species *Ommatius ornatipes* Becker and soon thereafter, Engel (1929) added the African species *Ommatinus ornatipes* Engel. Still later, Hull (1962) considered *Ommatinus* Becker a synonym of *Ommatius* Wiedemann on the grounds that the number of rows of setae below the style were variable and transferred all species of *Ommatinus* to *Ommatius* (Hull 1962; Oldroyd 1975,1980; Daniels 1989). Thus, *Ommatinus ornatipes* Engel became a secondary homonym of *Ommatius ornatipes* Becker. Finally, Bromley (1936) described *Ommatius neglectus* Bromley, a species from South Africa. Upon an examination of both types plus additional material identified by Engel and Bromley, we determined them to be

conspecific. We declare here that *O. neglectus* is a **new synonym** of *O. ornatipes* (Engel) and recognize *O. neglectus* as the next most available name for *Ommatius ornatipes* (Engel).

***Ommatius (Pygommatius) pectinus*, sp. n.**

Figs. 17, 181-188

Male. Brown. Length, body 11.0-11.8 mm; wing 7.0-7.5 mm. *Head*: Face yellow tomentose with slight tint of brown, mostly yellow vestiture, 1-3 thin, dark bristles present dorsally; 6 pencil-like bristles present, as long as or longer than proboscis; FHWR 1.0:4.5-1.0:5.4. Proboscis entirely black. Pedicel ventrally with 1 thick, yellow or black seta, slightly longer than flagellum; flagellum oval, only slightly longer than wide. Frons brown to slightly yellowish-brown tomentose. Ocellar tubercle with 2 long setae, as long as pedicel and scape combined. Occiput with only yellow, postocular bristles, longest about one-third distance to ocellar tubercle.

Thorax: Mesonotum mostly brown tomentose, sides and posterior gray; 1 dorsocentral and 3 lateral bristles yellow, 1 notopleural bristle brown. Scutellum gray tomentose with numerous setae and 2 marginal bristles, both yellow; setae about half as long as marginal bristles. Pleuron gray tomentose, white to yellow setose; anepimeral bristle sometimes slightly thicker than setae. Halter yellow.

Wing (Fig. 17): Mostly dense microtrichose, basal third, basal two-thirds medially, bare or sparsely microtrichose. Cell r_4 triangular. Cell m_1 with veins M_1 and M_2 diverge evenly from base. Apex of cell m_3 perpendicular to axis of wing, just beyond r-m.

Leg: Coxae brown, mostly or entirely gray tomentose; fore coxa anteriorly with shiny yellow tomentum. Femora and tibiae yellow, a slight tint of brown anteriorly and dorsally. Fore femur (see *O. grossus*, Fig. 24) basally with 3 long, thick, yellow, ventral bristles. Middle femur anteriorly with 1 long, brown bristle on apical third; shorter, thinner, preapical, yellow bristle present posteriorly; ventral setation absent. Hind femur with only yellow ventral bristles, 3 anteroventral and 1 posteroventrally, all short and present on apical half; 1 ventrobasal bristle one-third as long as hind femur; HFWLR 1.0:6.0-1.0:8.9. Fore tibia with yellow bristles laterally. Tarsi with apical 4 tarsomeres yellowish-brown to brown, basal tarsomere yellow; fore tarsus with 8-9 yellow bristles; basal half of middle tarsus anteriorly with 4-5 short black bristles, all about same length, comb-like.

Abdomen: Narrow with mostly gray tomentum, light brown to brown dorsally, vestiture mostly pale yellow to yellow, mostly brown on apical 3-4 tergites. Sternites 3-5 with abundant yellow bristles, bristles on sternite 3 longest and thickest; those of sternites 4-5 more abundant, shorter. Sternites 6-8 with only brown vestiture.

Terminalia (Figs. 181-185): Ventral lamella apically with T-shaped process, comb-like spines present ventrally; oval tubercles basally with abundant setae. Epandrium 3 branched; dorsal branch short, fused below ventral lamella; middle branch narrow, surface

rugose, apex acutely pointed; ventral branch much longer and larger, ear-like, with minute setae. Hypandrium with a 'tuft' of long bristles, none fused, minute bracts present.

Female. Differs from male as follows. Length, body 10.5-12.5 mm; wing 7.9-8.1 mm. *Head*: Face with 3-4 brown bristles; FHWR 1.0:4.9-1.0:5.3. Frons yellowish-brown to brown tomentose, brown setose. Mesonotum with 1 pair of thick, yellow dorsocentral bristles. *Leg*: Yellow to slightly reddish-yellow. Fore femur basally without bristles, only setae present. Fore tarsus with only 4 yellow bristles laterally. HFWLR 1.0:6.0-1.0:6.7. *Abdomen*: Tergites 5-8 with a thick bristle in each apical corner. Sternites 1-5 with only yellow vestiture, sternites 6-8 with abundant black vestiture; sternites 3-7 with 1 strong bristle in each apical corner, plus 2-6 additional bristles on the basal half of each sternite. Tergite 9 emarginate apically, extremely short mediodorsally. *Terminalia* (Figs. 186-188). Three spermathecae present, tubular, apex rounded; duct prebasal and lateral. Sternite 8 brown, corners produced, surface yellow with minute setae.

SPECIMENS EXAMINED. Holotype ♂, allotype ♀, **SENEGAL**: 33 km SSE Brin 11 km / SW Ziguinchor 9.xi.1977 / UTM 28 PCJ53-83 Loc No 22 / Lund Univ. Syst. Dept. / Sweden-Gambia-Senegal / Nov 1977-Cederholm- / Danielsson-Hammarstadt- / Hedqvist-Samuelsson (MZLU). Paratypes. **BENIN**: 1 ♂, Museum Paris / Env. de Porto-Novo / Waterlot 1908 (MNHN). **DEMOCRATIC REPUBLIC OF CONGO**: 1 ♂, Haute Volta / Dingasso nr. Bobo / 28.ix.1979 / A. Pauly réc. (MRAC); 1 ♀, Musée Du Congo / Lomani: Kanlama / 1931 / R. Massart (MRAC). **GAMBIA**: 1 ♂, 3 ♀, swept among veg. / close to the seashore / about 5 KM SSW Gunjur / 13.xi.1977 / UTM 28 PEC0554 LOC 8 / Lund Univ. Syst. Dept. / Sweden-Gambia-Senegal / Nov 1977-Cederholm- / Danielsson-Hammarstadt- / Hedqvist-Samuelsson (MZLU); 1 ♀, Keneba / 20.ix.69 / J. Hamon réc (MNHN). **GHANA**: 1 ♀, N. Territories / Yopi / XI.1916 / Dr. J. J. Simpson (BMNH). **NIGERIA**: 1 ♀, Afon / 29.vi.1912 / Dr. J. W. Scott-Macfie (BMNH); 1 ♀, Onisdja / 18.vii.1912 / Dr. J. W. Scott-Macfie (BMNH). **SENEGAL**: 4 ♂, 8 ♀, same data as holotype (MZLU); 2 ♂, 3 ♀, same data as holotype except date 1970 (MZLU); 1 ♂, Parc Nationale / Basse Cassamance swept / in dense tree savanna / 11.xi.1977 / UTM 28PCJ2968 loc 31, Lund Univ. Syst. Dept. / Sweden-Gambia-Senegal / Nov 1977-Cederholm- / Danielsson-Hammarstadt- / Hedqvist-Samuelsson (MZLU). **SIERRA LEONE**: 1 ♂, 1 ♀, Lum-bay Beach / Freetown / 1940 / C. R. Robband (BMNH).

Distribution. The species was captured among seashore vegetation and dense tree savanna during July and November in West Africa from Senegal and Sierra Leone southward to Nigeria and the western portion Democratic Republic of Congo.

Etymology. Latin, *pectinus*, 'a comb', referring to the comb-like process of the ventral lamella.

Remarks. In addition to the characters in the key, the slender body, yellow postocular, mesonotal and scutellar bristles, thin yellow legs, narrow base of cell m_1 (Fig. 17), and the lateral, comb-like row of short bristles on the basal tarsomere of the middle tarsus further characterize *O. pectinus*.

Ommatius (Pygommatius) porticus, sp. n.

Figs. 18, 45, 189-196

Male. Brown. Length, body 10.7-12.0 mm; wing 7.0-7.8 mm. *Head*: Yellow to yellowish-gray tomentose. Face sparse setose, setae mostly short, longer ventrally; 6 thin, brown and 4 pencil-like yellow bristles present; FHWR 1.0:10.0-1.0:10.5. Proboscis with narrow base yellow. Antenna brownish-yellow, flagellum darkest. Frons brown-yellow tomentose, brown setose. Ocellar tubercle with longest seta as long as pedicel and scape combined. Occiput with 5-6 brown postocular bristles, longest bristle about half distance toward ocellar tubercle.

Thorax: Mesonotum largely dark brown, corners yellow laterally, yellowish-brown dorsally; tomentum mostly brown, yellowish-brown to yellow laterally and posteriorly; narrow paramedial stripe boarded by thin, yellowish-brown tomentum; setae sparse, mostly brown, 4 lateral and 2 dorsocentral brown bristles present. Scutellum dark brown, yellowish-gray tomentose, sparse short pale setae and 2 brown marginal bristles present. Mediotergite black. Pleuron mostly yellow, anepisternum, katepisternite and sometimes meron black; yellow to yellowish-gray tomentum and pale setae present. Halter yellow.

Wing (Fig. 18): Apical third and posterior two-thirds dense microtrichose. Cell r_4 triangular, vein R_5 slightly undulant. Apex of cell M_3 slightly curved, just beyond crossvein $r-m$.

Leg: Coxae and anterior 2 trochanters yellow; hind trochanter brown posteriorly, 1 short brown bristle present. Femora mostly yellow; fore and middle femora yellowish-brown to brown apically; apical third-half of hind femur brown, brown sometimes extends dorsally and ventrally to basal third. Fore femur (see *O. brevicornis*, Fig. 23) ventrally with row of 6-8 yellow bristles. Middle femur with 3 long, thin, yellow bristles anteriorly; only setae present ventrally, bristles absent. Hind femur with only 4-5 anterior brown bristles; anteroventral row with brown setae, about as long as vertical height of hind femur; 1 ventrobasal bristle present; abundant setae and 3-5 bristles present posteriorly; HFWLR 1.0:3.9-1.0:4.3. Tibiae yellow with narrow apices usually brown; fore and middle tibiae with long, thin and yellow bristles, longest about three-fourths as long as fore tibia. Hind tibia (Fig. 45) mostly yellow, narrow apex and base brown and brownish-yellow respectively; shaft flattened medially before preapical constriction. Tarsi with basal tarsomere of fore and middle tarsi yellow; remaining tarsomeres light brown to brown; fore tarsus laterally with 1-2 yellow bristles.

Abdomen: Mostly dark brown, wide lateral margins of tergites 1-4 and sternites 1-4 entirely yellow, with brown tomentum and brown setae dorsally; tergite 6 constricted, mid-apical margin of tergite 6 slightly produced, apical corner of tergite 3 with 2-3 and entire narrow lateral margin of tergite 4 with a fringe of long, yellow, sometimes brown and yellow mixed, bristles. Sternites 1-6 yellow to yellowish-brown; sternites 4-6 with abundant, erect, thin, yellow bristles; none exceptionally long or thick; sternite 7 mixed yellow and brown setose; sternite 8 brown setose.

Terminalia (Figs. 189-193): Ventral lamella with long median ridge, latter with abundant, long, thin, yellow setae basally and thicker brown setae apically. Epandrium 3 branched; middle and ventral branches capitata, the former slightly longer, the latter with 1 flat, leaf-like, and 4-5 hooked bristles. Gonostylus podiform. Gonocoxite laterally with minute setae arising from large sockets. Hypandrium without apical tuft of bristles.

Female. Differs from male as follows. Length, body 9.0-10.5 mm; wing 7.0-7.8 mm. *Head*: Bristles thinner than in male. FHWR 1.0:10.1-1.0:10.7. Mystax with yellow or black bristles. *Leg*: Normal, without unusual shapes of hind femur and hind tibia and unusual vestiture of fore and hind femora.; HFWLR 1.0:5.4-1.0:5.8. *Abdomen*: Without unusual vestiture and constriction in males. Tergites 1-7 usually with narrow lateral margin yellow; tergites 5-8 with an apical row of bristly setae, at least 1 in apical corner of tergite 4. Sternites with mostly yellow vestiture; sternites 5-7 apically with several bristly, brown setae, and laterally with 2-3 bristles. Tergite 9 membranous dorsally, extremely short. *Terminalia* (Figs. 194-196): Three spermathecae present; duct basal. Sternite 8 with apex acutely triangular, with medioapical ridge that apically forms a small hooked spine; surface thin, membranous; several long, thick, brown bristles present.

SPECIMENS EXAMINED. **CÔTE D'IVOIRE**: Holotype ♂, allotype ♀, Banco Nat. Park N. Abidjan / S. side 23-27.iv.89 / 05° 22' N:04° 03' W / JGH Londt edge of wide tract / in forest (NMSA). Paratypes: **CÔTE D'IVOIRE**: 1 ♂, 9 ♀, same data as holotype (NMSA); 1 ♀, Asagny Nat. Park / roadway between gate and camp / 26.iv.89 05°14'N:04°49'W / JGH Londt forest and forest edge (NMSA); 1 ♀, Haute / Cerde de Mankono / entré Kourokoro and Mankono / (F. Fleury) / A. Chevalier / vi.10 (MNHN); 4 ♀, Lamto / Gal. forestière / 24.x.70 / D. Lachaise (MNHN); 1 ♀, Lamto / 13.x.70 / D. Lachaise ~ forêt galerie (MNHN); 1 ♀, same data except 4.x.70 ~ Lisière / forêt galerie (MNHN); 1 ♀ (Fernando-Poo) Forêt / RTE de Concepcion ~ 4km. / Après Carref. De Moka Alt. 400 m / 13.xi.70 L. Matile (MNHN); 3 ♂, 1 ♀, Fauch Quant / 16.i.71 / GFB / D. Lachaise / (MNHN); 2 ♀, Fauch Quant / GFB / 25.ix.70 (MNHN); 1 ♂, same data except 3.iv.71 ~ Lamto / D. Lachaise (MNHN); 1 ♀, Fauch Quant / D1 VG / 7.xii.70 (MNHN); 1 ♀, Lamto Bas Fond / Savane / non brûlé / 22.i.71 / D. Lachaise (MNHN); 4 ♂, 4 ♀, Marigot / Salé ~ 7.vi.71 ~ Museum Paris / Lamto / D. Lachaise (MNHN); 1 ♂, same data except 19.v.71 (MNHN); 1 ♀, same data except Pandanus 2 / 6.v.71 14h (MNHN); 1 ♀, same data except Raphia-I / 8.v.71 (MNHN); 1 ♂, same data except Zonaphia / 7.v.71 (MNHN); 1 ♀, same data except J. P. Cola (MNHN); 2 ♂, Marigot / Salé / 13.i.71, 15.i.71 ~ Lamto / D. Lachaise (MNHN); 2 ♂, 1 ♀, Marigot / Salé ~ 26.i.71 ~, Lamto / D. Lachaise (MNHN); 1 ♂, Marigot / Salé / 15.i.71 ~ Lamto / D. Lachaise (MNHN); 1 ♀, Marigot / Salé 9h / 3.iii.71, Lamto / D. Lachaise (MNHN); 1 ♂, same data except rn-ny / 15.ii.71 (MNHN); 1 ♂, Ficus capensis / fruits à terre / Lamto 7.i.71 / D. Lachaise (MNHN); 1 ♀, Savane non / brûlé / bas depente / 7.i.71 / Zone Afromomum / bosquet / pres GFB / D. Lachaise (MNHN); 1 ♂, Lamto / 6.vii.71 / D. Lachaise ~ Galerie (MNHN); 1 ♂, 15.viii.72 / rive du Bandama Blanc / radier de la route de / Tort a à Niakara-

mandou- / gou, 5°32'W-8°46'N / J. Hamon (MNHN); 1 ♀, Lisière / F. Plateau / Foro-Bouaké / 24.vii.74 / G. Couturier ~ O.R.S.T.O.M. (MNHN); 1 ♀ Dabadougou / 16.xi.74 / G. Couturier, bord Marigot ~ O.R.S.T.O.M. (MNHN); 1 ♀, Bouaké / Foro-Foro / 17.x.74 / G. Couturier ~ O.R.S.T.O.M. (MNHN); 1 ♂, 1 ♀, same data except foret galarie / M5B (MNHN); 1 ♀, Gal. For. Band. / Fauch. Quant. / 9.xi.70 (MNHN); 3 ♀, Adiopodumé / 27.iii.75 / G. Couturier (MNHN); 1 ♂, 2 ♀, same data except 1.xi.74, 7.iii.75, 4.iv.75 / G. Couturier Chasse, (MNHN); 1 ♀, same data except Chasse / 23.i.75 (MNHN); 1 ♀, Cascade / Mam / 21.xi.74 / G. Couturier (MNHN); 2 ♀, Taï / 15-20.viii.78 / G. Couturier ~ forêt dense / sempervirente (MNHN). **GUINEA:** 1 ♂, Camp 4 (1000 m), Museum Paris / Nimba (Guinee) / M. Lamette 11.vi.48 (MNHN). **NIGERIA:** 1 ♀, Lagos, G. Strachan (BMNH); 1 ♂, 1 ♀, T. Cacao ~ C.R.I.N. / 7:ll:1986 / Gambari / R. H. Booker (BMNH); 1 ♀, Ikeja Airport / Lagos Nigeria / 23.xii.48 / B. Malkin (CASC).

Distribution. A forest edge species captured throughout the year in West Africa.

Etymology. Latin, *porticus*, for 'gallery or path' [forêt galerie] in a forest.

Remarks. In addition to the characters in the key, the male *O. porticus* is recognized by the combined characters of the terminalia (Figs. 189-193) and the two rows of erect setae on sternites 4-6.

***Ommatius (Pygommatius) renudus*, sp. n.**

Figs. 19, 46, 197-204

Male. As *O. comosus* except as follows. Length, body 12.1 mm; wing 7.8-7.9. *Head:* FHWR 1.0:7.8-1.0:7.9. Frons yellow to yellowish-gray tomentose.

Thorax: katatergal bristles entirely yellow to mostly brown.

Wing (Fig.19).

Leg: Fore femur (see *brevicornis*, Fig. 23) with ventral row of 8-9 unusually long, thick, yellow bristles. Hind femur (see *comosus*, Figs. 31). HFWLR 1.0:4.1-1.0:4.8. Hind tibia (Fig. 46).

Abdomen: Tergite 4 laterally with dense fringe of thin, mostly yellow bristles, brown bristles borders fringe dorsally. Sternite 3 with only sparse, short wavy setae.

Terminalia (Figs. 197-201): Ventral lamella bare, row of dense red-orange setae absent. Epandrium 3 branched; dorsal branch narrow; not forked apically; median branch minute; ventral branch apically wide, notch and claw-like bristles present. gonocoxite with minute setae in large sockets. Hypandrium without tuft of apical bristles.

Female. Differs from male as follows. Length, body 10.3-13.8 mm; wing 8.0-9.5 mm. Body darker than male. *Head:* Face with thick dark bristles ventrally; FHWR 1.0:10.0-1.0:10.5. *Thorax:* Pleuron with meron entirely and anepimeron mostly black. *Leg:* Femora and tibiae normal, without unusual vestiture and shapes. Fore and middle femora brown on apical third, dorsal two-thirds brown on hind femur. Middle and hind femora usually with brown ventral bristles; HFWLR 1.0:6.0-1.0:6.2. Tarsi with only brown bristles. *Abdomen:*

Without unusual vestiture of tergite 5 and sternites 4-6. Tergites 1-5 or 6 with wide, lateral margins yellow. Tergite 9 longer than cercus, mostly membranous, sides narrowly sclerotized. Sternites 3-7 with brown bristles apically and laterally. *Terminalia* (Figs. 202-204): Three spermathecae present; duct basal. Sternite 8 strongly triangular apically, sides diagonal, membranous oval area medially, extends anteriorly as a low, arched carina in dry specimens; carina membranous when treated in KOH, trumpet-shaped; several stout bristles present in apical corner.

SPECIMENS EXAMINED. Holotype ♂, **CAMEROON:** Batanga Kamerun / A. I. Good 12.vii.1913 / 26097 (CMNH); allotype ♀, Batanga Kamerun / A. I. Good 10.iv.1911 25637 (CMNH). Paratypes: **CAMEROON:** 1 ♂, Nichtigall / 23.ix.1966 / A. Richenbach (MNHN); 1 ♀, Kribi / 11.vii.1974 (ZMAN). **NIGERIA:** 1 ♀, S. Nigeria / Obuasi / 4.viii.1902 / Dr. W. M. Gradham / in bush (BMNH); 1 ♀, Nigeria: / Lagos / G. Strachan (BMNH). **REPUBLIC OF CENTRAL AFRICA:** 1 ♀, La Maboke / 25.viii.1970 / L. Matile (MNHN); 1 ♀, same data except 1.x.1970 (MNHN).

Distribution. The species was captured during April through November in Cameroon and the Republic of Central Africa.

Etymology: Latin, *renudus*, “bare”, referring to the absence of long dense setae on the ventral lamella.

Remarks. The characters in the key and comments in the remarks section of *O. comosus* separate *O. renudus* from congeners.

Ommatius (Pygommatius) segouensis, sp. n.

Figs. 205-209

Male. As *O. pectinus* except as follows. Length, body 9.3-10.0 mm; wing 7.0-7.3 mm. **Head:** FHWR 1.0:5.2-1.0:6.0. Mystax with 2-3 yellow bristles; 4 thin, brown bristles present. Pedicel with 1 unusually long yellow seta, apex beyond flagellum.

Thorax: Mesonotum yellowish-brown tomentose anteriorly, otherwise yellowish-gray to gray; setae mostly yellow, sparse brown setae present between dorsocentrals posteriorly.

Wing: As *O. pectinus* (Fig. 17).

Leg: Fore femur (see *O. grossus*, Fig. 24) with a row of ventral bristles. Middle femur with 5 long, stout posteroventral bristles. FHWLR 1.0:6.7-1.0:7.1. Fore and middle tarsi laterally with 10 and 4 yellow bristles, respectively.

Abdomen: Sternites 2-5 with numerous, erect, stout, yellow bristles.

Terminalia (Figs. 205-209): Ventral lamella as *pectinus* except comb-like setae longer, thicker. Epandrium 3 branched; dorsal process short, concealed along inner surface of median branch; median branch wide with pointed apex; ventral branch narrow, forked apically. Hypandrium anteriorly with flat tuft of fused bristles, leaf-like in ventral view.

Female. Unknown.

SPECIMENS EXAMINED. Holotype ♂, paratype ♂, **MALI**: Segou / 5-VIII-1981 / J. W. Everts (ZMAN).

Etymology. Latin, *segouensis*, of or pertaining to Segou, Mali, its type locality.

Distribution. Known only from the type locality, Mali.

Remarks. *Ommatius segouensis* is similar to *O. pectinus* but differs from congeners by the characters in the key, the smaller body, long yellow posteroventral bristles on the middle femur, and erect bristles on sternites 2-5.

***Ommatius (Pygommatius) strigiatus*, sp. n.**

Figs. 20, 27, 37, 47, 210-217

Male. Black. Length, body 8.1-9.5 mm; wing 5.7-6.7. *Head*: Yellowish-gray to gray tomentose, white setose. Face with sparse, short setae dorsally, longer and slightly more abundant setae ventrally; 4 pencil-like white bristles ventrally and 6 thin, black bristles present; FHWR 1.0:5.9-1.0:6.1. Frons dull brown to brown-yellow tomentose. Antenna with pedicel swollen, wider and slightly longer than flagellum. Ocellar tubercle with 2 posterior setae as long as 3 antennal segments combined. Occiput with 4-5 black postocular bristles dorsally, tip of longest bristle about third distance toward ocellar tubercle.

Thorax: Mesonotum subshiny, mostly brown tomentose, grooves, sides, and posterior brown-yellow to yellowish-gray; setae mostly black, sparse, scattered anteriorly; white setae abundant laterally, especially long on postpronotum and between rows of dorsocentral bristles posteriorly; 4-5 lateral and dorsocentral black bristles present. Scutellum brown-yellow tomentose dorsally, gray apically with scattered, long, white setae; 2 black marginal bristles and a shallow preapical groove present. Pleuron black, mostly gray tomentose, with scattered, white setae and bristles; anepisternum yellowish-gray. Halter yellow.

Wing (Fig. 20): Apical and posterior margins narrowly dense microtrichose. Cell r_4 uniformly narrow beyond base to wing margin. Apex of cell m_3 perpendicular to long axis of wing, just beyond crossvein r-m.

Leg: Coxae and trochanters black, former gray tomentose with white setae. Femora mostly yellow; fore and middle femora anteriorly mostly black; hind femur with apical half black, at least dorsally. Fore and middle femora basally with 4-6 thick, yellow bristles, the basal bristle unusually long, about half as long as fore femur (Fig. 27), each bristle thereafter shorter and thinner; middle femur with bristles much thinner, shorter than on fore femur. Hind femur (Fig. 37) narrow basoventrally, widest on basal one-fifth; 1 short setigerous bristle and 6-8 long, thin, yellow anteroventral setae present; 5-7 short, peg-like, black bristles basoposteriorly and 2 long, brown, bristles present preapically; HFWLR 1.0:4.4-1.0:5.0. Tibiae yellow with dark apex, fore tibia sometimes entirely yellow; lateral bristles yellow. Hind tibia (Fig. 47) shorter than hind tarsus; apically, a short

flange terminates in a raised anterior spur and a small tubercle present, each with a black bristle. Tarsi mostly black except basal tarsomeres mostly yellow; bristles black except 1 fore tarsal bristle yellow; basal tarsomere of middle tarsus laterally with row of short, closely spaced, bristles.

Abdomen: Constricted apically, segments 6-8 about half as wide as segment 2. Ground color black with apical margins of most segments brownish-yellow; tomentum mostly brown dorsally, lighter brownish-gray laterally and ventrally; mostly white setose, tergites black setose medially. Sternite 4 laterally with 6-7 white bristles; sternite 5 with row of very short bristles, each very light in color and with a large socket, the row ends apically with a small oval patch of 7-8 very short black and white bristles; sternite 6 with numerous white bristles, those of sternite 8 apically contrastingly long.

Terminalia (Figs. 210-214): Ventral lamellae basally with ear-like process; process dense setose. Epandrium 2 branched; dorsal branch apically narrow, podiform; ventral branch forked apically. Gonocoxite with internal flange fused with external surface, not projecting posteriorly. Aedeagal sheath projecting above distiphallus as a flat, grooved, oval plate. Hypandrium with extremely narrow, pointed, drooping apex; surface with minute grooves and ridges.

Female. Differs from male as follows. Length, body 6.7-11.5 mm; wing 5.9-7.7 mm. *Head*: FHWR 5.6-1.0:6.7. Leg: Fore and middle femora basally with only 3-4 long, thin setae. Hind femur anteroventrally with 4-5 bristly setae, longest as great as width of femora medially; HFWR 1.0:5.9-1.0:6.0. Middle tarsus anteriorly with only 3 short bristles. *Abdomen*: Bristle pattern of sternites 4-6 absent. Cercus longer than tergite 9. *Terminalia* (Figs. 215-217): Three spermathecae present; duct basal. Apical margin of sternite 8 with notch admedially.

SPECIMENS EXAMINED. Holotype ♂, allotype ♀, **SOUTH AFRICA**: N-W Province / Pilanesberg National Park / Bakiburg 25°20'40"S 27°03'25"E 1170 m Camp / 12-19.xi.1999 / JGH Londt (NMSA). Paratypes: **BOTSWANA**: 1 ♂, Serowe / Farmer's Brigade / x. 1991 SE2226BD / Per Forchhammer / Malaise Trap (CMNH); 2 ♂, Serowe # 56 / Farmer's Brigade / 22° 25 S: 26° 14' E 1000 m / 28.xi.1990 / D. Forchhammer / malaise trap (NMSA). **SOUTH AFRICA**: 4 ♂, 3 ♀, same data as holotype (NMSA).

Distribution. A species captured in November at 1000 meters in Botswana and South Africa.

Etymology. Latin, *strigatus*, for grooves and ridges, referring to the surface of the hypandrium.

Remarks. In addition to the characters in the key, the uniformly narrow cell r_4 (Fig. 20) and short tibia (Fig. 47) further characterize *O. strigatus*.

Ommatius (Pygommatius) talus, sp. n.

Figs. 21, 218-225

Male. Black. Length, body 8.1-10.0 mm; wing 6.5-7.1 mm. *Head*: Yellowish-gray to gray tomentose; mostly yellowish setose. Face with sparse setae, short dorsally, long ventrally; 3-4 pencil-like, yellow and 4-6 long, thin brown bristles present; FHWR 1.0:5.1-1.0:5.5. Proboscis ventrally with narrow base yellow to brownish-yellow. Frons yellow tomentose, brown setose. Occiput with 4-5 brown, postocular bristles dorsally, longest bristle with apex above ocellar tubercle.

Thorax: Mesonotum mostly tomentose dorsally, wide, median stripe and 2 lateral tomentose spots present, tomentum elsewhere brownish gray to yellowish-gray; vestiture sparse, brown, with 4 lateral and 2 posterior dorsocentral bristles. Scutellum yellow tomentose, sparse, short, yellow setae and 2 brown marginal bristles present. Pleuron entirely brown; light yellowish-gray to yellow tomentose with white to yellow vestiture; 1-2 katatergal bristles sometimes brown. Halter yellow to brownish-yellow.

Wing (Fig. 21): Apical half and narrow posterior margin dense microtrichose. Cell r_4 with vein R_5 convex medially. Apex of cell m_3 slightly oblique, near r-m.

Leg: Fore coxa yellow, posterior 2 coxae and trochanters brown; coxae gray tomentose with sparse, usually thin, yellow vestiture, sometimes 1-3 brown setae present. Femora with apical third to two-thirds brown, otherwise yellow, vestiture mostly or entirely brown; interface of brown and yellow colors abrupt, gradual transition of one color to another absent. Middle femur ventrally slightly concave basally; long, brown or yellow anteroventral setae present; 3-4 long, yellow or brown, posteroventral bristles present basally. Hind femur with brown bristles, anterior bristles unusually long, seta-like; longest anterior bristles about half as long as hind femur; 4-5 irregularly spaced, short, thick, posteroventral bristles present; HFWLR 1.0:5.6-1.0:5.8. Tibiae mostly pale yellow with numerous, long, thin bristles laterally; apex of middle tibia and basal third of hind tibia brownish; hind tibia with apical third brown. Tarsi black except basal tarsomere of fore and middle tarsi and second tarsomere of fore tarsus largely pale yellow, each with 1 yellow lateral bristle; hind tarsus entirely black.

Abdomen: Mostly yellowish-brown tomentose dorsally; tergite 1, basal third of tergite 2, and all sternites more yellow; apical margin of tergite 6 medially slightly produced; tergites 6-7 laterally with fringe of short setae, yellow on 6, black on 7. Sternite 3 with 7-8 long, yellow bristles; sternites 4-5 with 12-13 much shorter, thicker bristles, the latter mixed yellow and black on sternite 4 and all black on sternite 5. Sternites 6-7 with thin, short black bristles.

Terminalia (Figs. 218-222): Epandrium 3 branched; dorsal branch flat, about two-thirds as long as cercus, apically spatulate; median branch stylate, slightly sigmoid; ventral branch flat, wider and shorter, than median branch. Hypandrium basally heel-like, a horizontal 'tuft' of short setae and thick bristles present; several bristles fused, projecting posteriorly at a right angle as a short stalk with a spoon-like apex.

Female. Differs from male as follows. Length, body 7.6-8.5 mm; wing 6.1-7.2 mm. *Face*: FHWR 1.0:5.1-1.0:5.5. *Thorax*: Anepimeral seta sometimes bristly, often brown. *Leg*: Unusual vestiture of male absent. Hind femur with only long, thin, brown bristles, setae sparse or absent; HFWLR 1.0:5.9-1.0:6.0. *Abdomen*: Mostly brown tomentose with dark setae, slightly lighter ventrally with pale setae. Most tergites apically with 2-3 thin, brown setae; sternites without unusual pattern of ventral bristles. Tergite 9 with deep emargination apically, strap-like dorsomedially. Sternites 3-5 with only sparse, thin, pale setae. *Terminalia* (Figs. 223-225): Three spermathecae present, duct prebasal and lateral. Sternite 8 with apical margin triangular, slightly arched forward, usually concealed in dry specimens; apex narrowly membranous.

SPECIMENS EXAMINED. Holotype ♂, allotype ♀, **CÔTE D'IVOIRE**: south / side of Ile Boulay near / Abidjan 22.vi.1989 / 05°16'N : 04°09'W / JGH Londt Cassava Land / bushy margin (NMSA). Paratypes: **BENIN**: 3 ♂, 1 ♀, Cotonou / viii.1978 / J. David (MNHN); 3 ♂, 3 ♀, Cotonou / 10-28.viii.1977 / J. David (MNHN); **CÔTE D'IVOIRE**: 1 ♂, 2 ♀, Bouake' / Foro-Foro / 16-17.x.74 / G. Couturier, PM5B / lisière forestière ~ O.R.S.T.O.M. (MNHN); 1 ♂, 3 ♀, Bouake' / Foro-Foro / 16.x.74 / G. Couturier ~ forêt galerie ~ O.R.S.T.O.M. (MNHN); 2 ♂, 6 ♀, Bouake' / Foro-Foro / 17.x.74 / G. Couturier ~ M5B / forêt galerie ~ O.R.S.T.O.M. (MNHN); 1 ♀, Bouake' Foro-Foro / 3.xii.74 / G. Couturier (MNHN); 5 ♀ [1 without abdomen], lisière / Forestière / Foro Foro / 11.vi.74 / G. Couturier F. no. 1, 2 ~ O.R.S.T.O.M. ~ lisière forestière (MNHN); 1 ♀, Lisiere / Gal. For. Bord. / 12.xi.70 (MNHN); 1 ♂, 1 ♀, F. Galerie / Metreo / Foro Foro / 17.v.74 ~ O.R.S.T.O.M. ~ forêt galerie (MNHN); 1 ♂, 2 ♀, Lisiere / F. Plateau / Foro- Bourke' / 24.vii.74 / G. Couturier ~ O. R. S. T. O. M. ~ lisière forestière (MNHN); 1 ♂, 1 ♀, Galerie / Forestiere D'un / Marigot Temporaire / 18-19.x.73 (14h) (MNHN); 4 ♀, Lamto / 10.ix.1970, 28.ix.1970, 13.x.1970 / D. Lachaise (MNHN); 1 ♀, Lamto / 28.ix.1970 / D. Lachaise, Forêt Galerie, (MNHN); 3 ♀, Lamto / 23.ix.1970 / D. Lachaise ~ piège lumineux, (MNHN); 4 ♂, 9 ♀, Lamto / 9.ix.1970, 10.ix.1970, 11.ix.1970, 12.ix.1970, 15.ix.1970, 9.x.1970 / D. Lachaise ~ lisière / Forêt Galerie (MNHN); 1 ♂, 3 ♀ [1 without head], Galerie / Forestiere ~ 15h10.vi.71 / 15h, Lamto / D. Lachaise (MNHN); 3 ♀, *Ficus capensis* / Moracess / 15-18.x.73 / 9h,15h,17h (MNHN); 1 ♂, 3 ♀, Forêt de / Plateau / Foro-Bourke' / 3.vii.74 / G. Couturier (MNHN); 1 ♂, 1 ♀, F. Plateau / Foro-Bourke' / 23.vii.74 / G. Couturier ~ O. R. S. T. O. M. ~ lisière forestière (MNHN); 2 ♂, 2 ♀, Adiopodoume' / 20, 31.x.73 / G. Couturier (MNHN); 1 ♀, Classie / Adiopodoume' / 14.iv.1974 / G. Couturier (MNHN); 1 ♀, Fauch Quant. / 3.xii.70 / GFB (MNHN); 1 ♂, Fauvh. Q. / E₂ 21.ix (MNHN); 1 ♂, 1 ♀, Lamto / D. Lachaise, Savane D / 24.vi.71 / Fauchage (MNHN); 1 ♂, 1 ♀, F. Galerie / M5 / Foro-Bourké / 25.vii.74 ~ G. Couturier ~ forêt galerie ~ O. R. S. T. O. M. (MNHN); 1 ♀, Foro-Foro / champ. de pomme / Foro-Bourké / 30.x.74 / G. Couturier (MNHN); 1 ♀, Foro-Foro / 30.viii.74 / G. Couturier ~ forêt galerie (MNHN); 1 ♂, Forêt / Galerie / Foro-Foro / 10.vi.74 / G. Couturier ~ O. R. S. T. O. M. ~ forêt galerie (MNHN); 1 ♂, Bourké F. Foro / 1.vii.74 / G. Couturier, piège coloré /

transect A (MNHN); 1 ♂, Saba Kaba / 29.x.74 / G. Couturier. (MNHN); 1 ♂, 15.viii.1972 / vive de Berdama Blanc / radier de la route de / Tort a à Niakaramandou- / Gou, 5°32'W-8°46'N / J. Hamon (MNHN); 1 ♀, Savane 7^{on} / Bržlžě a / Junperata / Bay de Pente ~ Zone Aframomum / Bosquet / 7.i.71 ~ Lamto / D. Lachaise (MNHN); 1 ♂, Bas Fond Savane Nombrulee ~ Lamto ~ 22.vi.71 ~ D. Lachaise (MNHN); 1 ♂, Fruit E / 22.iv.71 / Galerie ~ *Annona senegalensis* ~ Lamto / D. Lachaise (MNHN); 1 ♀, Contact / Savane / loudetia, savane / nord / 27.iii.71 ~ Lamto / D. Lachaise (MNHN); 1 ♂, Lamto / 12.xii.1970 / D. Lachaise, Ronier Abattu (B) ~ (MNHN); 1 ♀, Lamto / D. Lachaise ~ Bandama / 22.ii.71 (MNHN); 1 ♂, Séguéla ~ Ranch de la Marahoue F 2 m / 8°15'N 6°20'0 / vii.1981 / J. W. Everts (ZMAN); **CONGO**: 1 ♀, 1907 ~ Museum Paris / Congo Français / Env. de Brazzaville / E. Roubaud and A. Weiss (MNHN). **GHANA**: 2 ♀, 30 m / E. Accra on Takorodi rd / 2.ii.1969 / O. W. Richards / B. M. 1969-210 (BMNH); 2 ♀, N. territories / Vari / ix.1915 / J. J. Simpson (BMNH); 1 ♂, Gold Coast / Winnebach / 21.x.1919 / J. M. O'Brien (BMNH); 1 ♀, Gold Coast / Accra / v.1922 / J. M. Scott Macfie (BMNH); 1 ♂, Gold Coast / Nehama Rd / 27.xi.1922 (BMNH); 1 ♂, Gold Coast / Accra / 2.v.1911 / Dr. J. M. O'Brien ~ Bungalow / Accra / noon / 2.v.11 (BMNH); 1 ♀, Laboratory / window / 11 AM / 6.vi.12 / Accra (BMNH); 1 ♂, 3 ♀, Ejura / J. Bowden (BMNH); 1 ♀, 5 mi S. / Calumpe ~ 100 m / 2.ix.1966 / E. S. Ross and K. Lorenzen (CASC). **NIGERIA**: 2 ♂, 3 ♀, Oloke-meji / Ibadan / Nigeria ~ Bridgewell Collection (USNM); 1 ♂, 2 ♀, Ile-Ife / 2.viii.1969 / J. T. Medler (BMNH); 1 ♀, Ibadan / 22.vii.1963 / J. C. Denning (BMNH); 1 ♀, Owena / W. State 20.vii.1969 / J. T. Medley (BMNH); 1 ♂, 1 ♀, Opobo / S. Nigeria / Dr. Collett / v.1910 1910-336 (BMNH); 1 ♂, 7.vii.74 Ibadan / J. -G. Pointel (NMHN); 1 ♂, Oron / 19.ix.1983 C. C. Farivar (DEBU); 1 ♀, Ilorin 300m / 10.ix.1966 / E. S. Ross and / E. Lorenzen. (CASC).

Distribution. A savanna-forest species captured throughout the year in West Africa, ranging from Côte d'Ivoire southward to the Republic of Congo.

Etymology. Latin *talus*, for 'heel', referring to the basal shape of the male terminalia.

Remarks. In addition to the characters in the key, the abrupt color change from brown to yellow of the legs, the shapes of cells r_4 , m_1 , and m_3 (Fig. 21), middle femur of the male slightly concave ventrally, and vestiture of the middle and hind femora of the male further characterize *O. talus*.

***Ommatius (Pygommatius) vultus*, sp. n.**

Figs. 22, 28, 38, 48, 226-228

Male. As *O. litoreus* except as follows. Length, body 9.6 mm; wing 7.1 mm. FHWLR 1.0:7.4.

Wing (Fig. 22).

Leg: Fore coxa apically with 3 unusually long, thick bristles. Fore femur (Fig. 28) basally with 2 unusually long bristles ventrally, 1 of these thick, 1 thin, plus 2 short setae, all yellow. Middle femur with 2 short, thin bristles posteroventrally. Hind femur (Fig. 38) with 1 short, thin, brown, preapical, anteroventral seta; 5 peg-like, posteroventral bristles basally plus a row of 5 thin setae beyond, the apical 2 of these unusually long, thin, and bristly; HFWLR 1.0:5.3. Hind tibia (Fig. 48) narrow basally, gradually wider to midlength and beyond, preapical constriction absent; a black suboval protuberance apically, inner surface with an elevated low flange.

Abdomen: Sternites 4-6 with a similar pattern of bristles as in *O. litoreus*.

Terminalia (Figs. 226-228): Epandrium 2 branched; apex of dorsal branch round, surface rugose; ventral branch forked. Gonostylus apically truncate. Gonocoxite with a prominent flange. Aedeagal sheath normal. Hypandrium with apex narrow, angular, pointed; numerous short bristles present apically; surface with minute grooves and ridges.

Female. Unknown.

Specimen examined: Holotype ♂, **TANZANIA:** Gonja / v.1958 / J. D. Phipps / B. M. 1962-453 (BMNH).

Distribution. Known only from its type locality in Tanzania.

Etymology. Latin, *vultus*, meaning similarity, referring to this species likeness to *O. litoreus*.

Remarks. *Ommatius vultus* is similar to *O. litoreus* but differs in the 3 unusually long fore coxal bristles, the 2 long ventral bristles on the fore femur (Fig. 28), the flat, peg-like bristles on the hind tibia (Fig. 38), the shape of the hind tibia (Fig. 48), and the combined characters of the terminalia (Figs. 226-228).

Acknowledgments

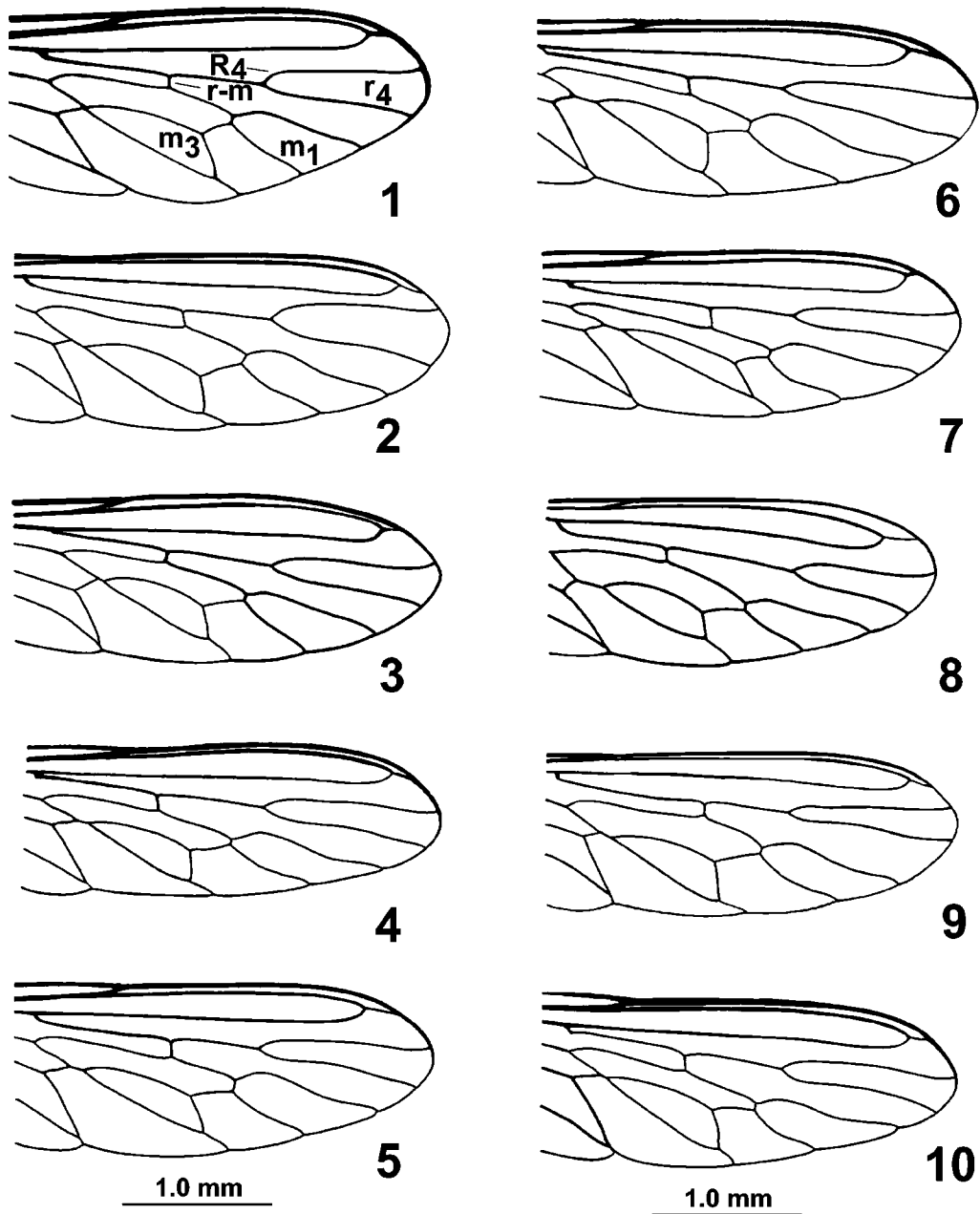
We thank the many curators listed earlier for the loan of material. Without their assistance our revision of the genus would not be possible. Special thanks are also extended to Jason Londt (NMSA), David Grimaldi (AMNH), Eliane De Coninck and Jos Debecker (MRAC), W. Schacht (ZSMC), and John Chainey (BMNH) for the loan of type material; and to David Grimaldi, Gary J. Steck (FSCA), and Ben Brugge (ZMAN) for accommodations, workspace, equipment, and access to the collection at their Institutions. We also acknowledge William L. Grogan, Salisbury University, and two anonymous reviewers who provided valuable comments that helped to improve the manuscript.

References

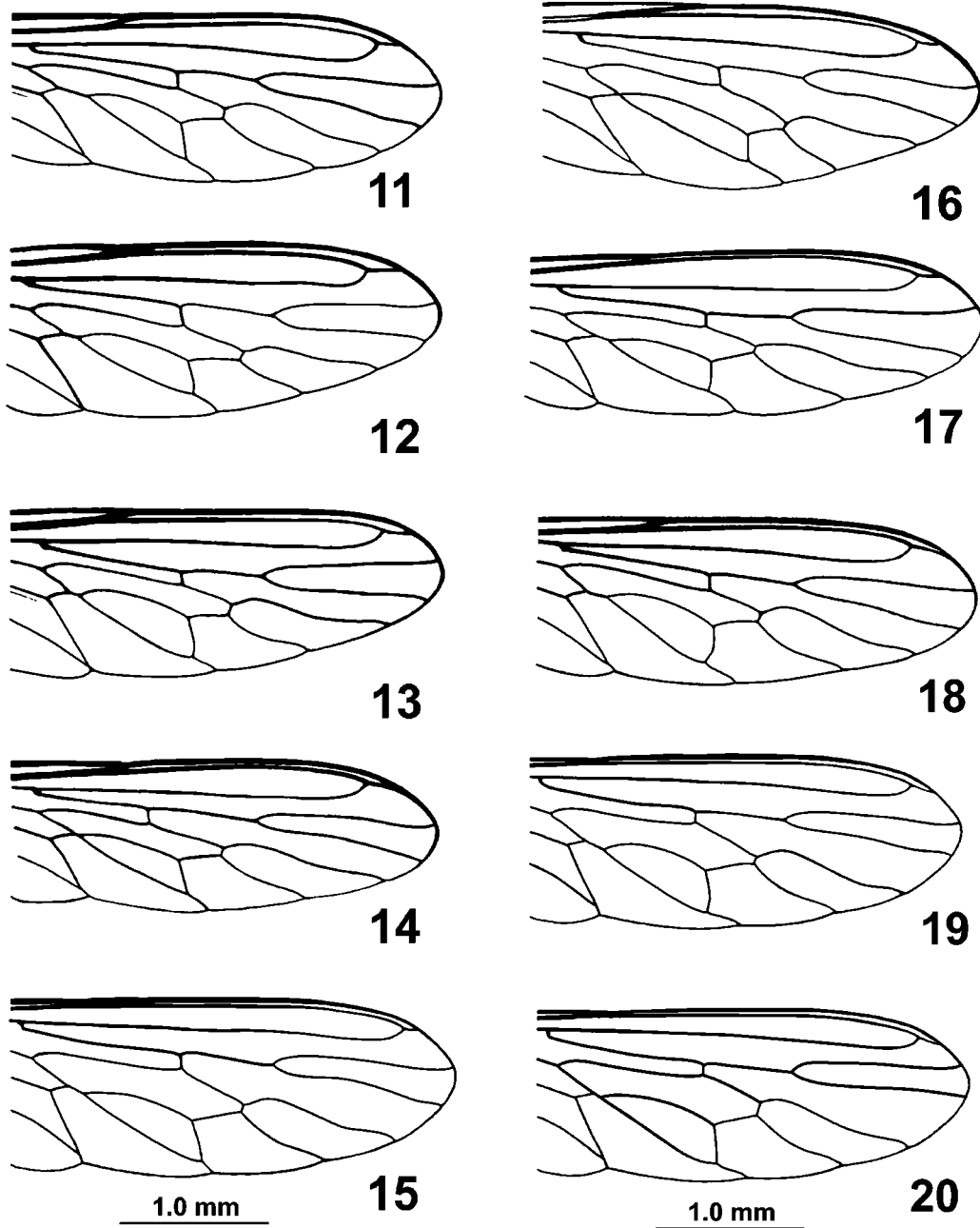
Arnett, R.H., Samuelson, G.A. & Nishida, G.M. (1993) *The Insect and Spider Collections of the World*, 2nd edition. Sandhill Crane Press, Gainesville, Florida, USA, 310 pp.

- Becker, T. (1925) H. Sauter's Formosa-Ausbeute: Asilinae III. (Diptera). *Entomologische Mitteilungen*, 14, 65-85, 123-139, 240-250.
- Becker, T. (1926) Einige Asiliden aus Japan Neu-Guinea (Diptera). *Entomologische Mitteilungen*, 15, 31-32.
- Bellardi, L. (1861) *Saggio di ditterologia messicana*. Torino Parte II, 2, 99, 2 pls.
- Bromley, S.W. (1936) Studies in the South African Asilidae (Diptera). *Annals of the Transvaal Museum (Pretoria)*, 18, 125-146.
- Coquillett, D.M. (1910) The type-species of the North American genera of Diptera. *Proceedings of the United States National Museum*, 37, 499-647.
- Curran, C.H. (1927) Undescribed Asilidae from the Belgian Congo. *American Museum Novitates*, 272, 1-18.
- Daniels, G. (1989) Family Asilidae. In Evenhuis, N. L. (Ed.), *Catalog of the Diptera of Australasian and Oceanian Regions*. Bishop Museum Press and E. J. Brill. Honolulu and Leiden, pp. 326-349.
- Engel, E.O. (1929) New or little known Asilidae from South Africa. *Annals of the Transvaal Museum*, 13, 154-171.
- Hull, F.M. (1962) Robber flies of the world. The genera of the family Asilidae. *Bulletin of the United States National Museum*, 224, 1-907.
- Martin, C.H. (1964) A revision of the genera *Heligoneura*, *Leptogaster*, *Ommatius* (Diptera) of Madagascar. *Verhandlung Naturforschung Gesellschaft Basel*, 75, 272-332.
- McAlpine, J.F. (1981) Morphology and terminology – Adults. In: McAlpine, J. F., Peterson, B.V., Shewell, G.E., Teskey, H.J., Vockeroth, J.R. & Wood, D.M. (Coords.), *Manual of Nearctic Diptera* Vol. 1. Monograph No. 27, Biosystematics Research Institute, Agriculture Canada, Ottawa, Ontario, pp. 9-63.
- Oldroyd, H. (1939) Rhagonidae, Tabanidae, Asilidae, Bombyliidae. Ruwenzori Expedition 1934-35. *Bulletin of the British Museum of Natural History*, 2, 41-46.
- Oldroyd, H. (1968) Contributions à la connaissance de la faune entomologique de la Côte-D'Ivoire (J. Decelle, 1961-1964). XXV. Diptera Asilidae. *Annals de la Musée de l'Afrique Centrale*, 165, 381-393.
- Oldroyd, H. (1970) Studies of African Asilidae. I: Asilidae of the Congo Basin. *Bulletin of the British Museum of Natural History*, 24, 209-334.
- Oldroyd, H. (1974) An introduction of the robber flies (Diptera: Asilidae) of South Africa. *Annals of the Natal Museum*, 22, 1-172.
- Oldroyd, H. (1980) Family Asilidae. In: Crosskey, R. W. (Ed.) *Catalogue of the Diptera of the Afrotropical Region*. British Museum (Natural History) London, pp. 334-373.
- Scarbrough, A.G. (1990) Revision of the New World *Ommatius* Wiedemann (Diptera: Asilidae). I. the *pumilus* species group. *Transactions of the American Entomological Society*, 116, 65-102.
- Scarbrough, A.G. (1993) Revision of the New World species of *Ommatius* Wiedemann (Diptera: Asilidae): the Neotropical *costatus* species group. *Revista de Biología Tropical*, 41, 729-753.
- Scarbrough, A.G. (1997) New and old species of *Ommatius* Wiedemann (Diptera: Asilidae) from Hispaniola. *Insect Mundi*, 11, 9-24.
- Scarbrough, A.G. (2000) Two additional species of robber flies of the genus *Ommatius* Wiedemann (Diptera: Asilidae) from the Bahamas and with replacement names for two other species. *Proceedings of the Entomological Society of Washington*, 102, 912-918.
- Scarbrough, A.G. (2002) Synopsis of the Neotropical *holosericeus* complex of the genus *Ommatius* (Diptera: Asilidae); *amplicatus* and *holosericeus* species groups. *Transactions of the American Entomological Society*, 128, 133-222.
- Scarbrough, A.G. (2003) The Afrotropical *Ommatius flavipennis* species group (Diptera: Asilidae), with descriptions of six new species. *Proceedings of the Entomological Society of Washington*, 105, 611-629.

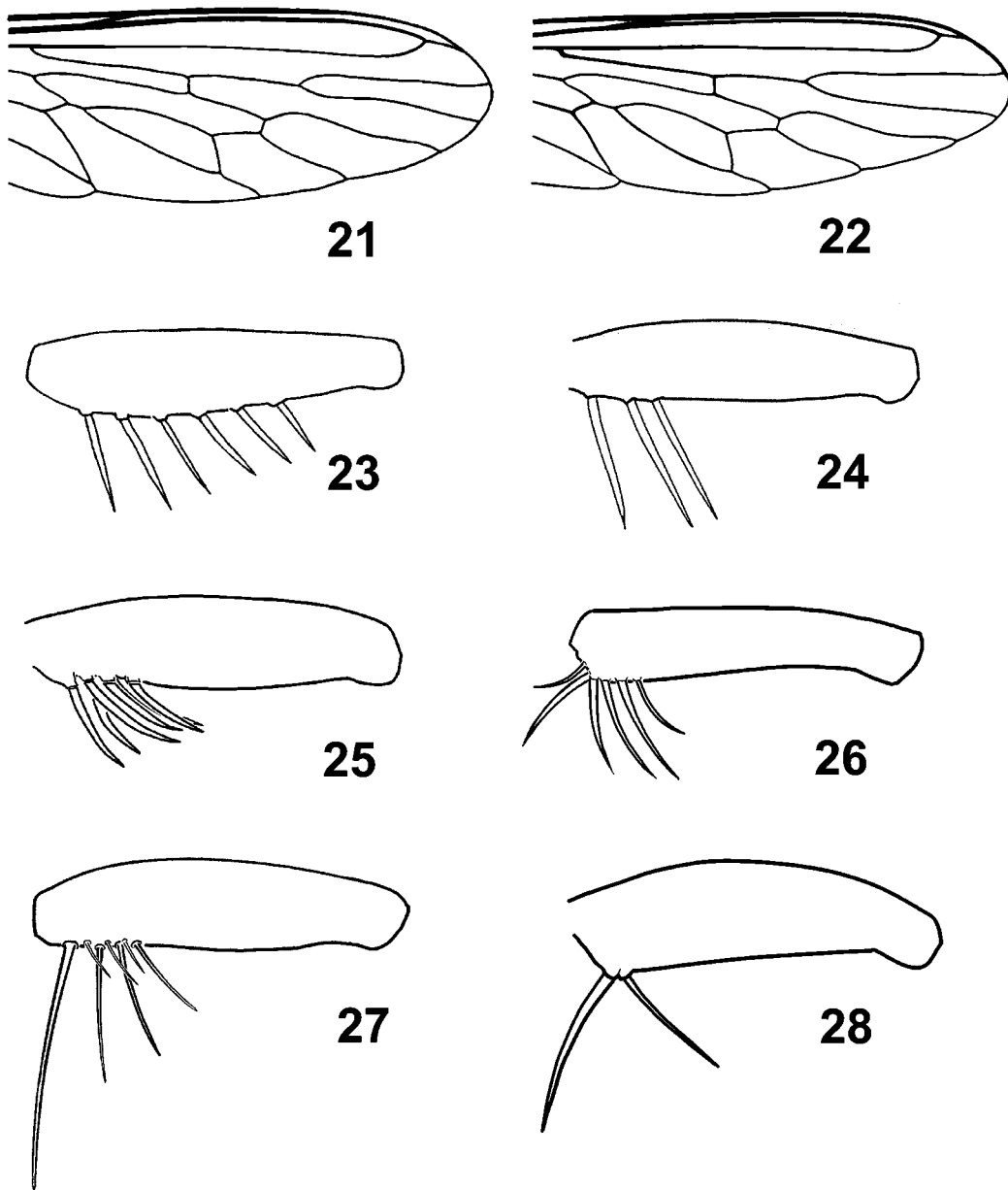
- Scarborough, A.G. & Marascia, C. (1996) Status of the genus *Emphysomera* Schiner, 1866 (Diptera: Asilidae), with a synopsis of Afrotropical species. *Annals of the Natal Museum*, 37, 191-213.
- Scarborough, A.G. & Marascia, C. (1999) Synopsis of the Oriental and Australian species of *Emphysomera* Schiner (Diptera: Asilidae). *Deutsche Entomologisches Zeitschrift*, 46, 203-229.
- Scarborough, A.G. & Marascia, C. (2000) Revision of *Ommatius* Wiedemann (Diptera: Asilidae): subgenus *Metommatius* Hull, 1962. *Annals of the Natal Museum*, 41, 157-179.
- Scarborough, A.G. & Poinar, G.O. Jr. (1992) Upper Eocene robber flies of the genus *Ommatius* (Diptera: Asilidae) in Dominican Amber. *Insect Mundi*, 6, 13-18.
- Wiedemann, C. (1821) *Diptera exotica*. Kiliae. Part 1, pp. i-xix, 1-244, 2 plates, 8 figures, (Asilidae pp. 179-242.)
- Walker, F. (1851) *Insecta Saundersiana: or characters of undescribed insects in the collection of William Wilson Saunders*, Esq. Part 2, 1, 76-156.



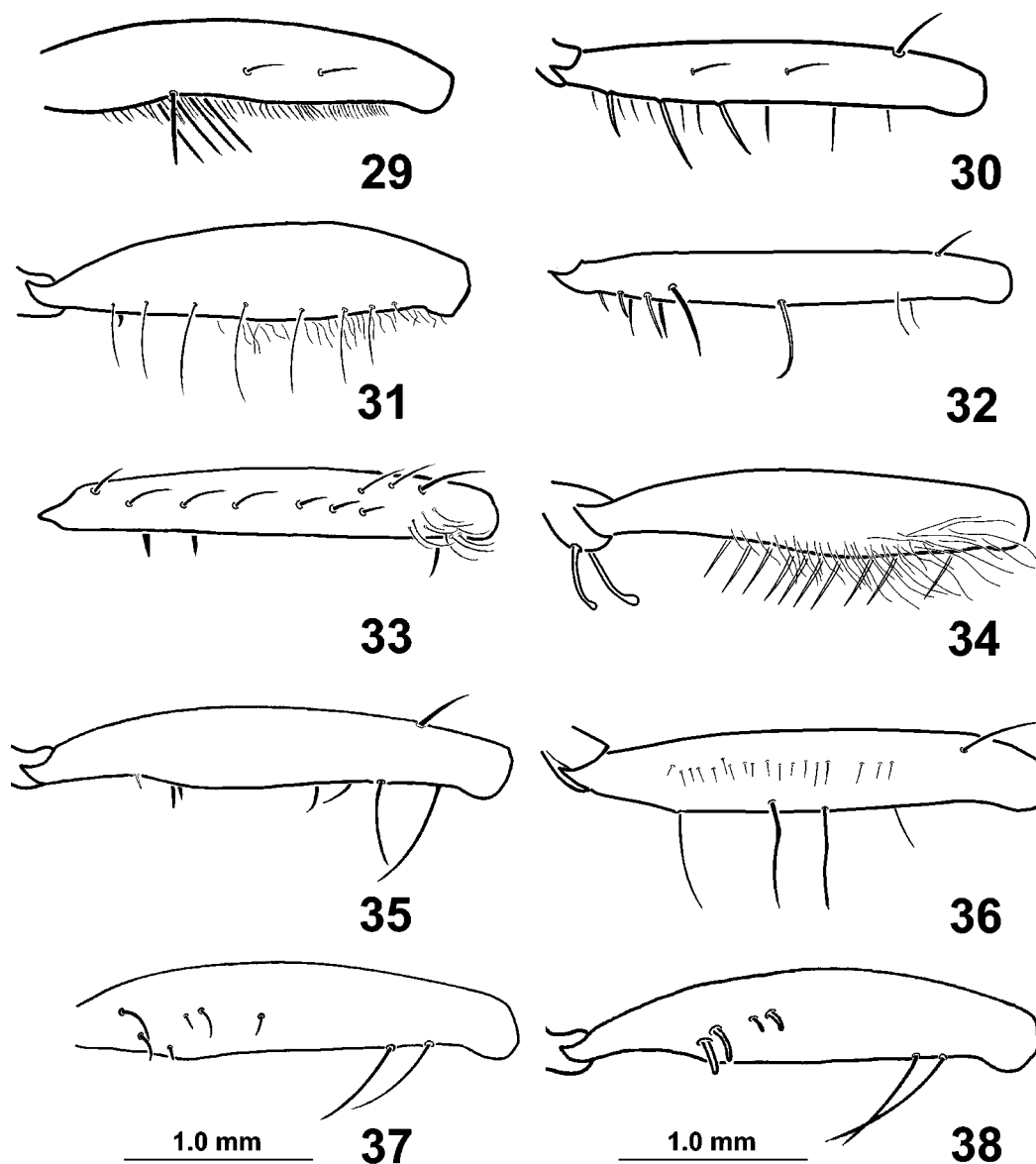
FIGURES 1-10. Right wing of male *Ommatius* (*Pygommatius*) spp. 1. *O. alatipes*, **sp. n.**; 2. *O. albatrus* Martin; 3. *O. bingeri* Oldroyd; 4. *O. brevicornis* Curran; 5. *O. cingulatus* Bromley; 6. *O. comosus*, **sp. n.**; 7. *O. dasypogon* Oldroyd; 8. *O. digittatus* Oldroyd; 9. *O. fluvius* **sp. n.**; 10. *O. grossus*, **sp. n.** Abbr. R₄=fourth radial vein, r₄ = fourth radial cell, m₁= first medial cell, m₃=third medial cell, d = discal cell, r-m = radial-medial crossvein.



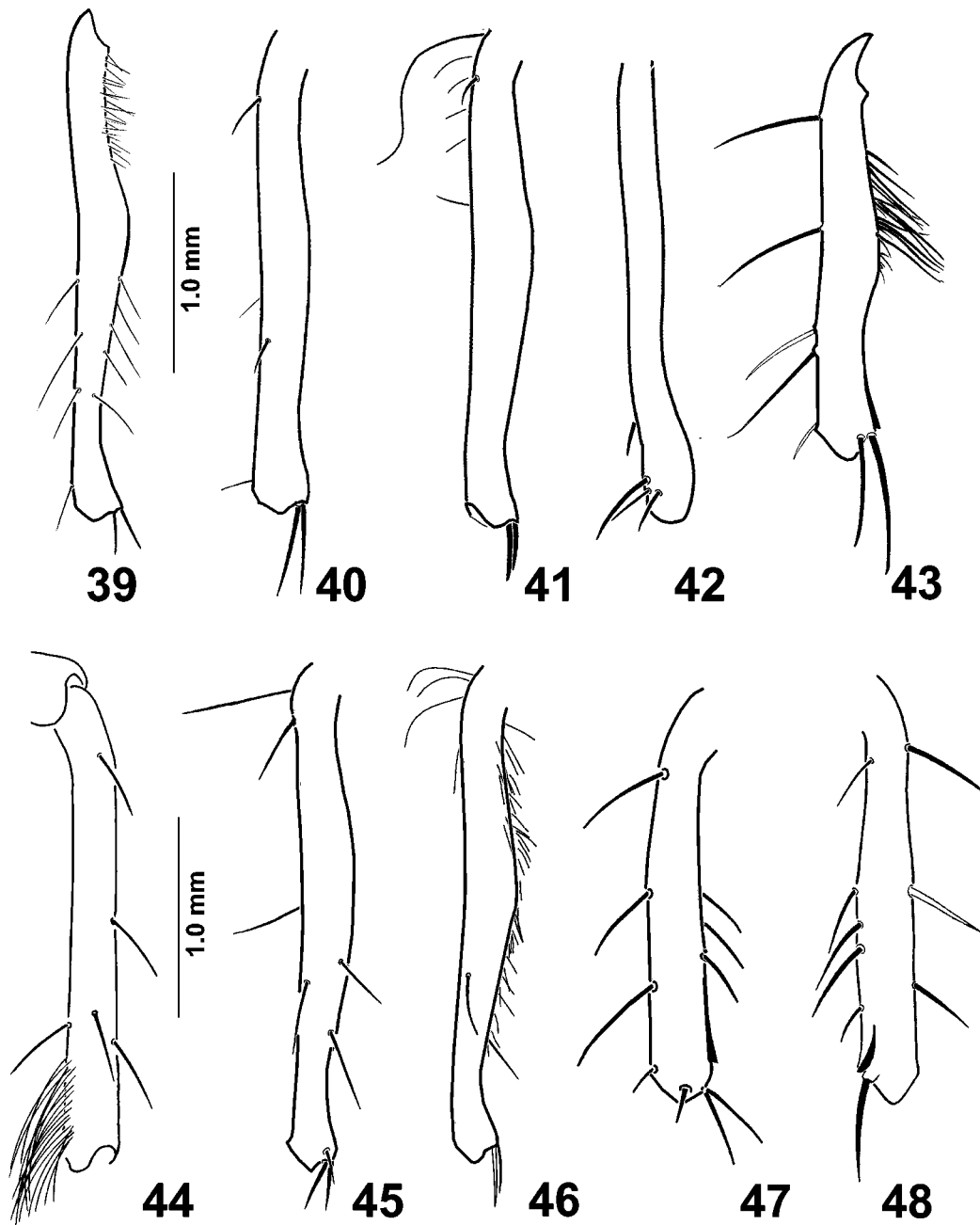
FIGURES 11-20. Right wing of male *Ommatius* (*Pygommatius*) spp. 11. *O. imaginus*, sp. n.; 12. *O. limbus*, sp. n.; 13. *O. litoreus* sp. n.; 14. *O. lulua*, sp. n.; 15. *O. magnipes*, sp. n.; 16. *O. ornati-pes* Engel; 17. *O. pectinus* sp. n.; 18. *O. porticus*, sp. n.; 19. *O. renudus*, sp. n.; 20. *O. strigiatus*, sp. n.



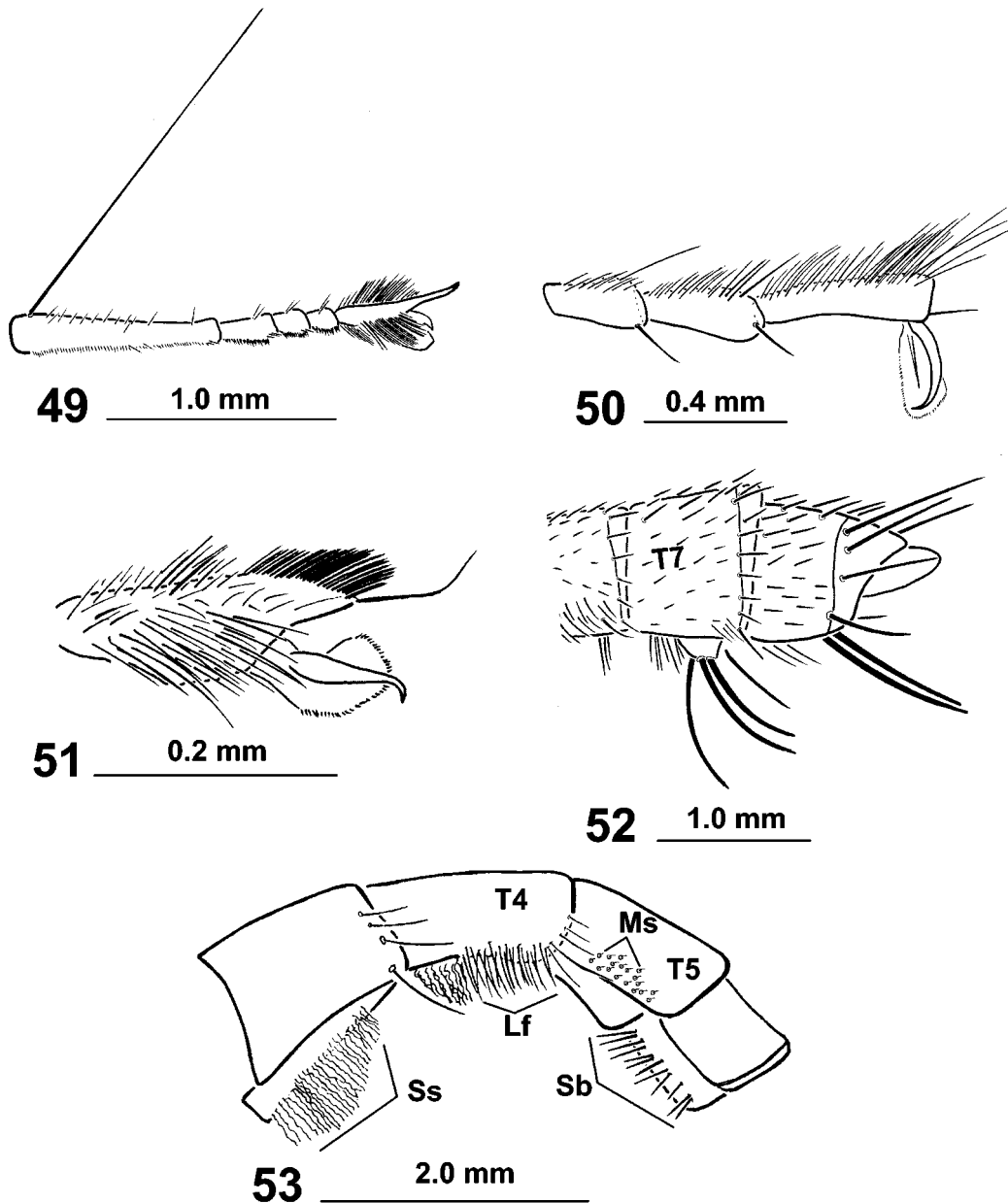
FIGURES 21-28. Right wing of male *Ommatius* (*Pygommatius*) spp. 21. *O. talus*, **sp. n.**; 22. *O. vultus*, **sp. n.**; 23-28. Right fore femur of male *Ommatius* (*Pygommatius*) spp. showing arrangement of anteroventral bristles. 23. *O. brevicornis* Curran; 24. *O. grossus*, **sp. n.**; 25. *O. limbus*, **sp. n.**; 26. *O. litoreus*, **sp. n.**; 27. *O. strigatus*, **sp. n.**; 28. *O. vultus*, **sp. n.**



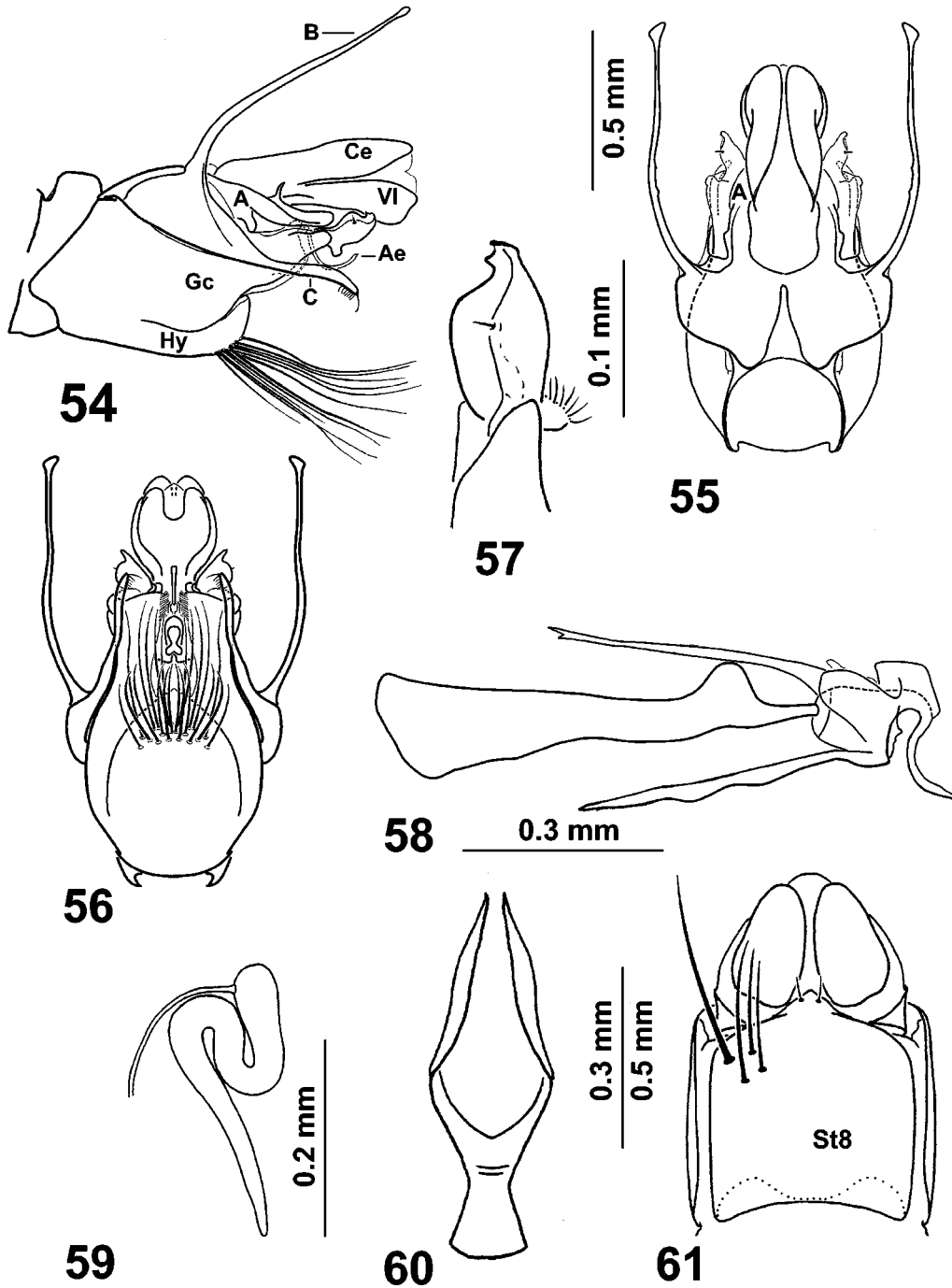
FIGURES 29-38. Male *Ommatius* (*Pygommatius*) spp. 29. *O. jaculator* Walker, middle femur. 30-38. Hind femur, 30. *O. brevicornis* Curran, anterior view; 31. *O. comosus*, **sp. n.**, anterior view; 32. *O. dasypogon* Oldroyd, anterior view; 33. *O. jaculator* Walker, anterior view; 34. *O. limbus*, **sp. n.**, with coxa, anterior view; 35. *O. litoreus*, **sp. n.**, anterior view; 36. *O. neglectus* Bromley, anterior view; 37. *O. strigatus*, **sp. n.**, posterior view; 38. *O. vultus*, **sp. n.**, posterior view.



FIGURES 39-48. Left hind tibia of male *Ommatius* (*Pygommatius*) spp. 39. *O. comosus*, **sp. n.**; 40. *O. fluvius*, **sp. n.**; 41. *O. imaginus*, **sp. n.**; 42. *O. limbus*, **sp. n.**, anterior; 43. *O. litoreus*, **sp. n.**; 44. *O. neglectus* Bromley; 45. *O. porticus*, **sp. n.**; 46. *O. renudus*, **sp. n.**; 47. *O. strigiatus*, **sp. n.**; 48. *O. vultus*, **sp. n.**, inner surface.

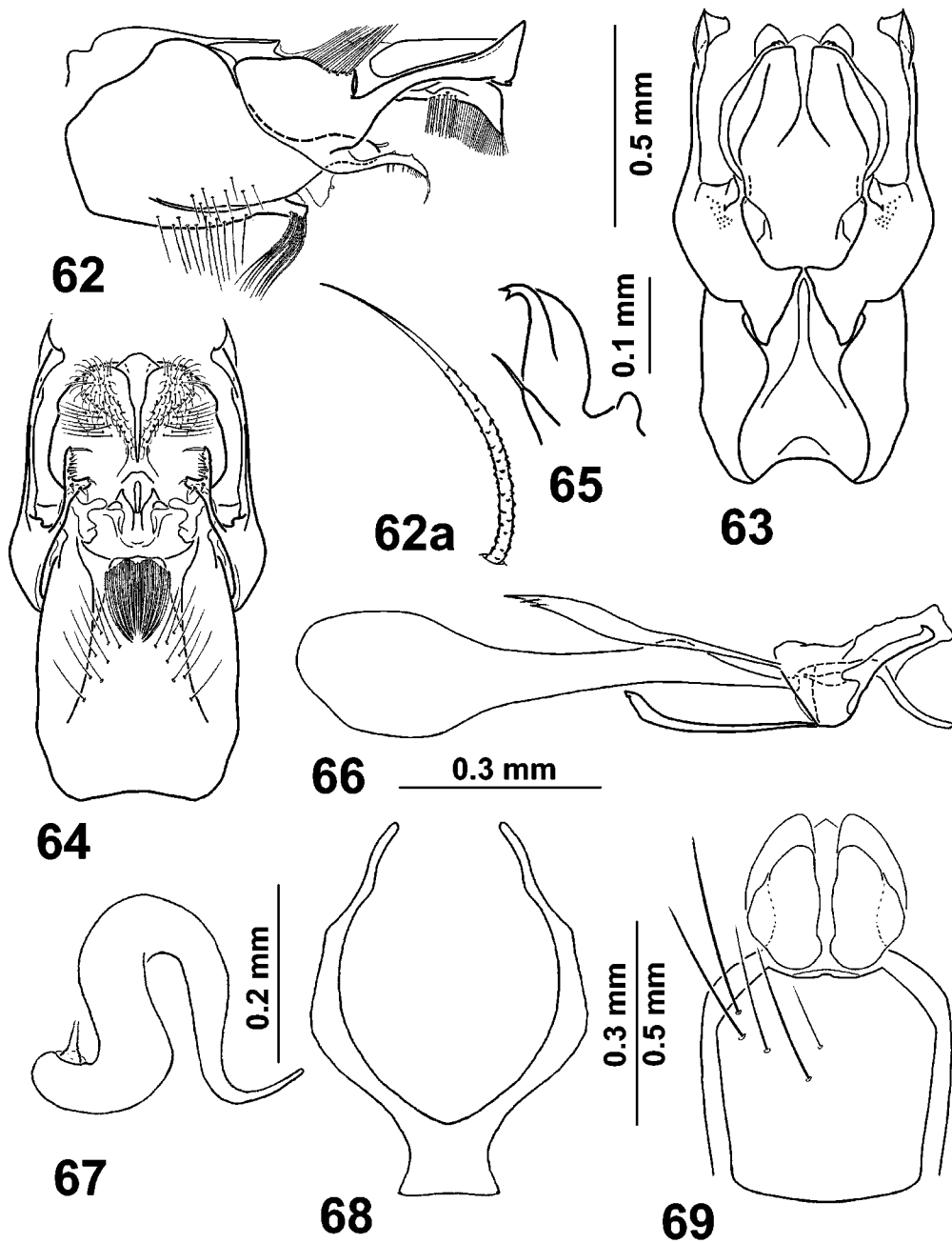


FIGURES 49-53. Male *Ommatius* (*Pygommatius*) spp. 49. *O. alatipes*, **sp. n.**, hind tarsus; 50. *O. dasyogon* Oldroyd, apical 3 tarsomeres; 51. *O. neglectus* Bromley, apical tarsomere; 52. *O. bingeri* Oldroyd, abdomen, apical segments; 53. *O. comosus*, **sp. n.**, abdomen segments 3-6 showing a lateral fringe of tergal bristles (Lf), minute setae (Ms), sternal setae (Ss), and sternal bristles (Sb).

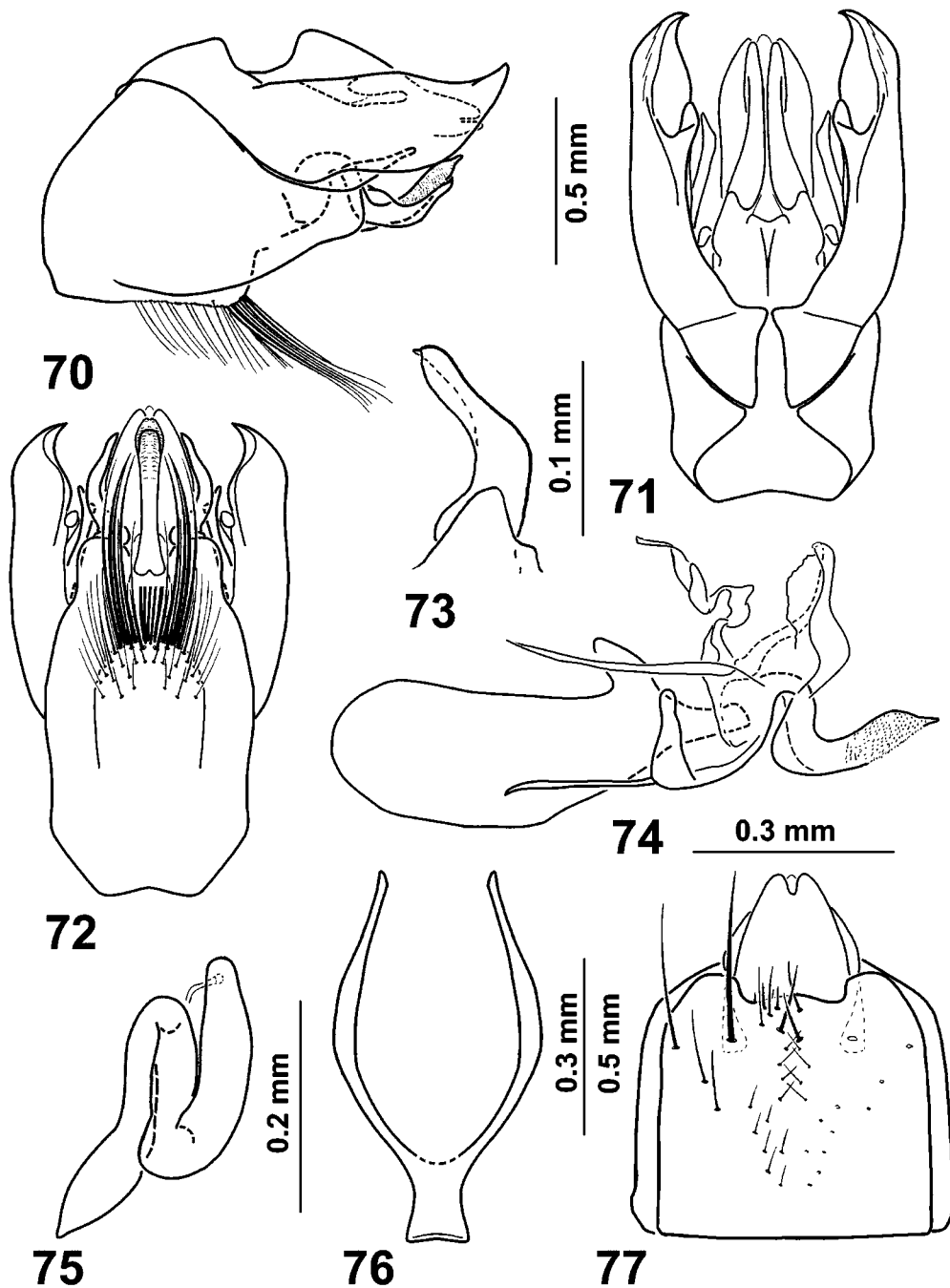


FIGURES 54-61. Male terminalia of *Ommatius alatipes* sp. n. 54-56. Lateral, dorsal and ventral views; 57. Gonostylus; 58. Aedeagus, lateral view. Female terminalia. 59. Spermatheca; 60. Genital fork; 61. Sternite 8, ventral view.

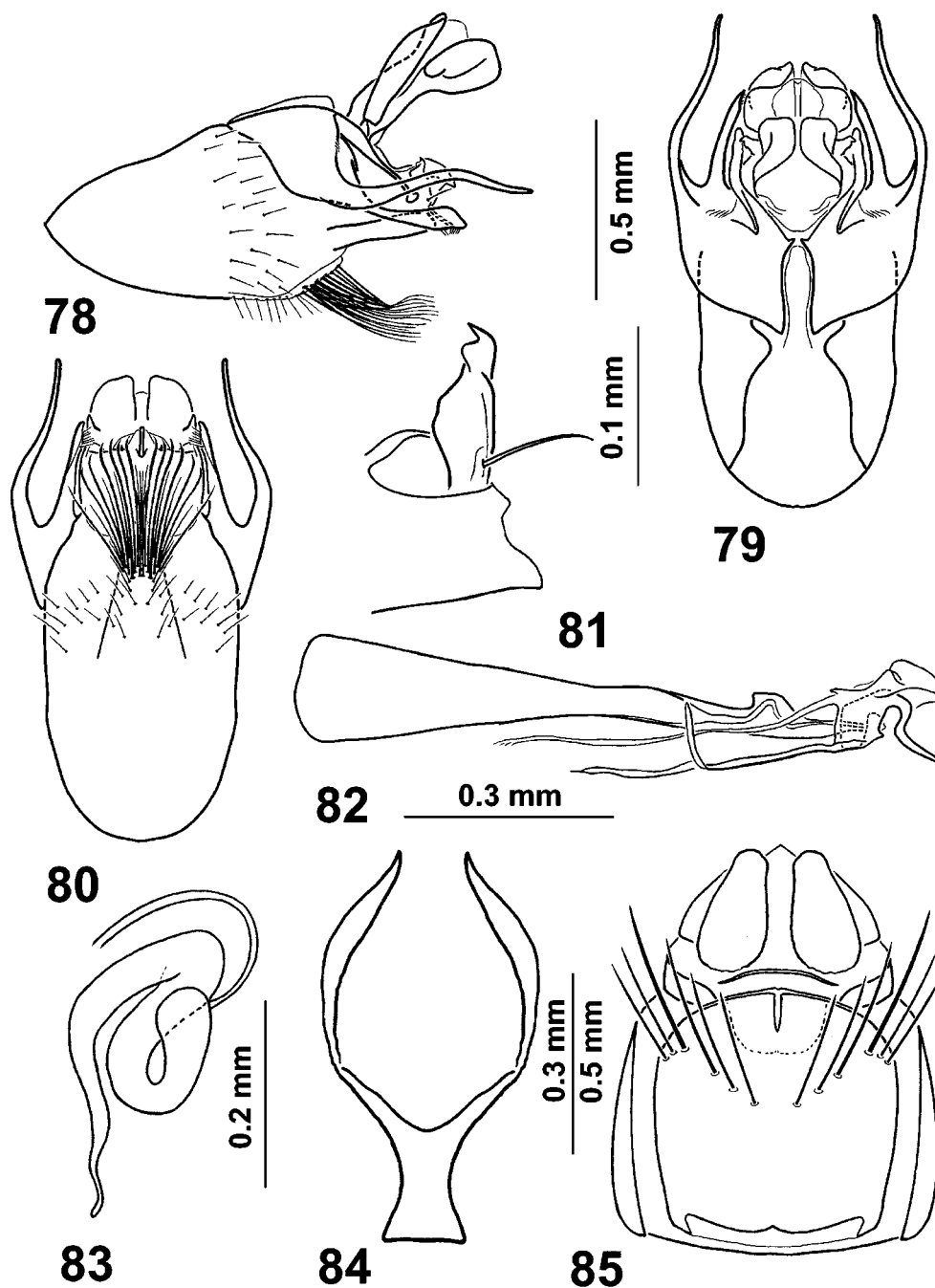
Abbr. Ce = cercus, A, B, C = Dorsal, median, and ventral epandrial branches, VI = ventral lamella, Ae = aedeagus, Gc = gonocoxite, Hy = hypandrium, St8 = sternite 8.



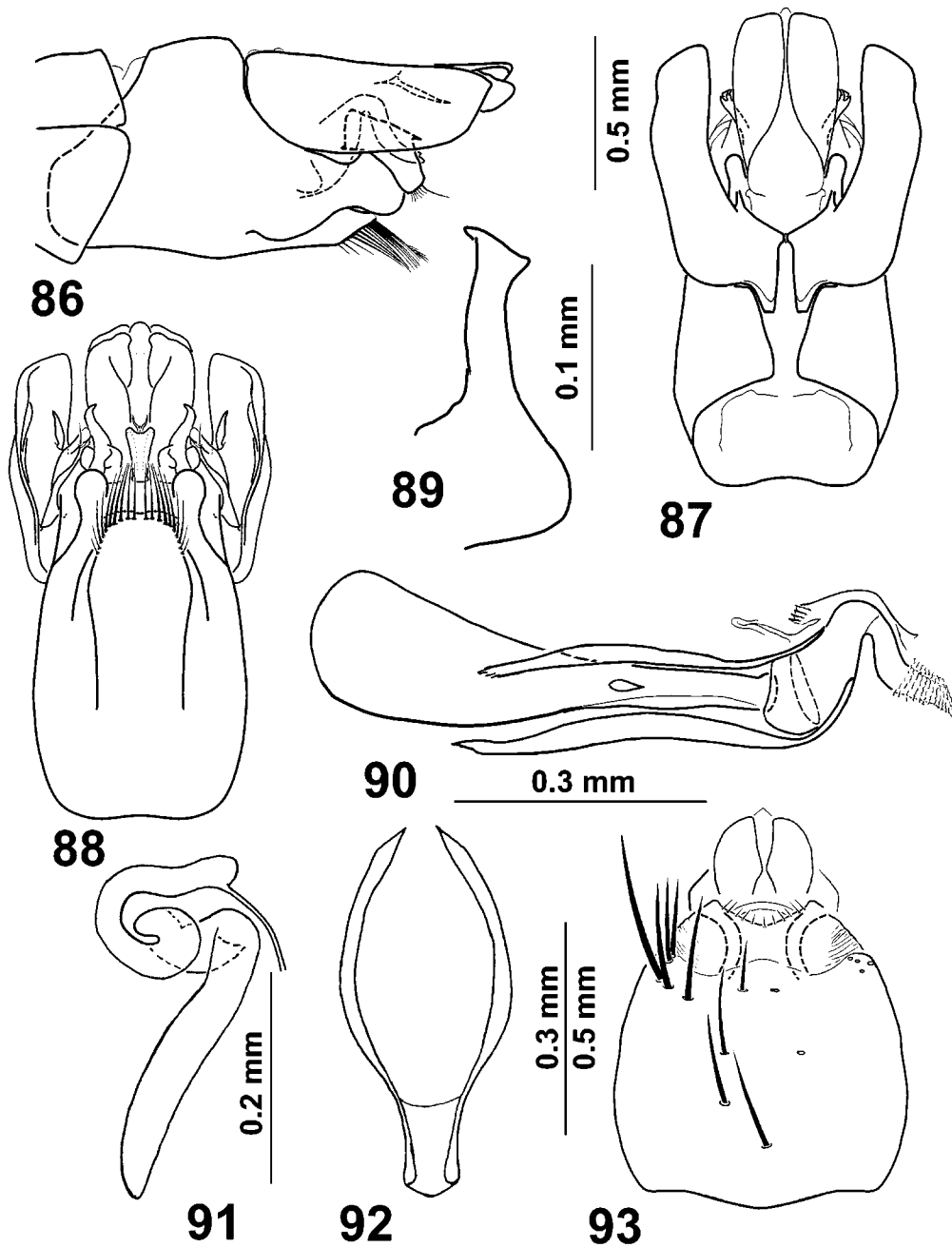
FIGURES 62-69. Male terminalia of *Ommatius albatus* Martin. 62a. Hypandrial bristle showing minute surface tubercles; 62-64. Lateral, dorsal and ventral views; 65. Gonostylus; 66. Aedeagus, lateral view. Female terminalia. 67. Spermatheca; 68. Genital fork; 69. Sternite 8, ventral view.



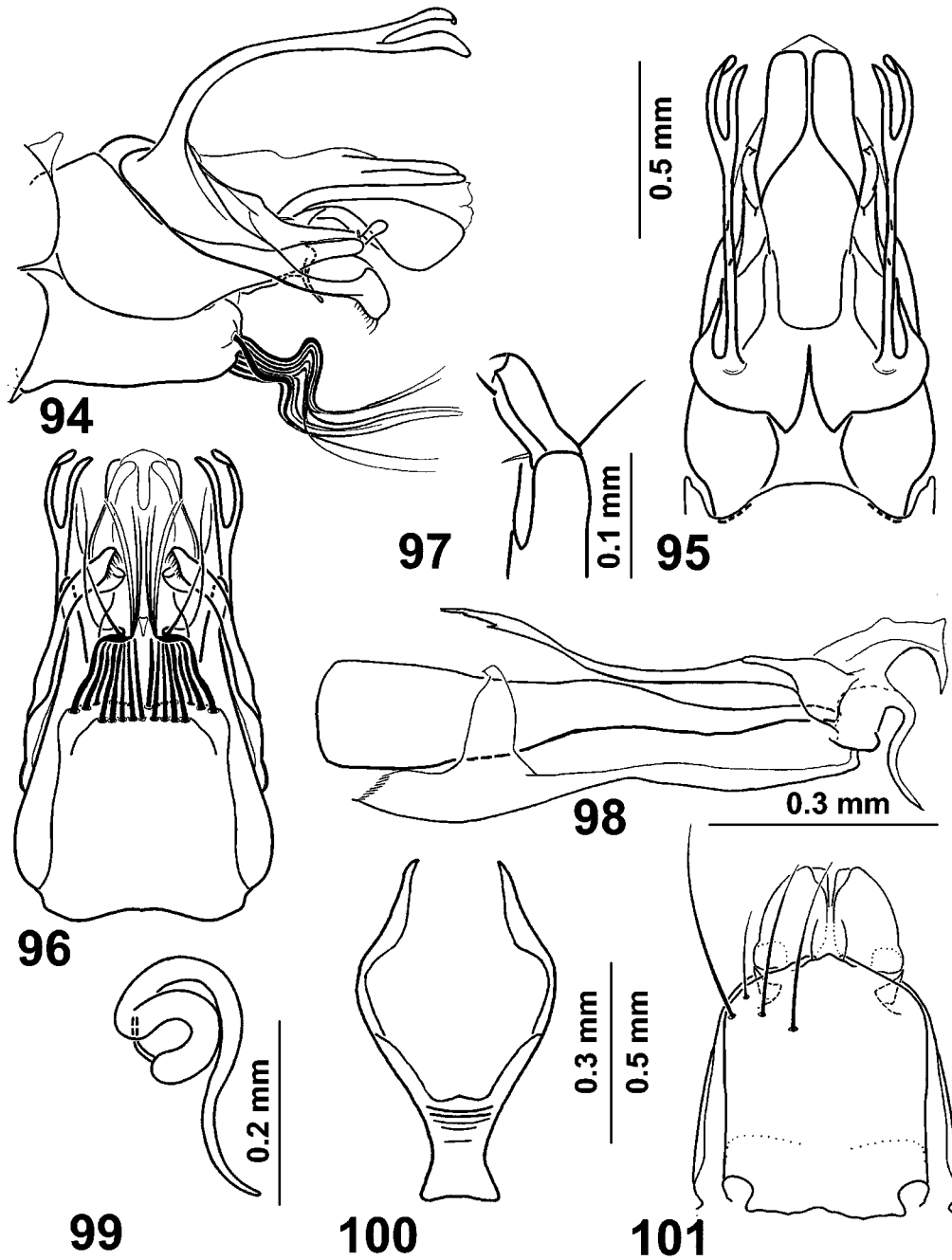
FIGURES 70-77. Male terminalia of *Ommatius bingeri* Oldroyd. 70-72. Lateral, dorsal and ventral views [note, ventral bristles medially incompletely illustrated, exposing the aedeagus]; 73. Gonostylus; 74. Aedeagus, lateral view. Female terminalia. 75. Spermatheca; 76. Genital fork; 77. Sternite 8, ventral view.



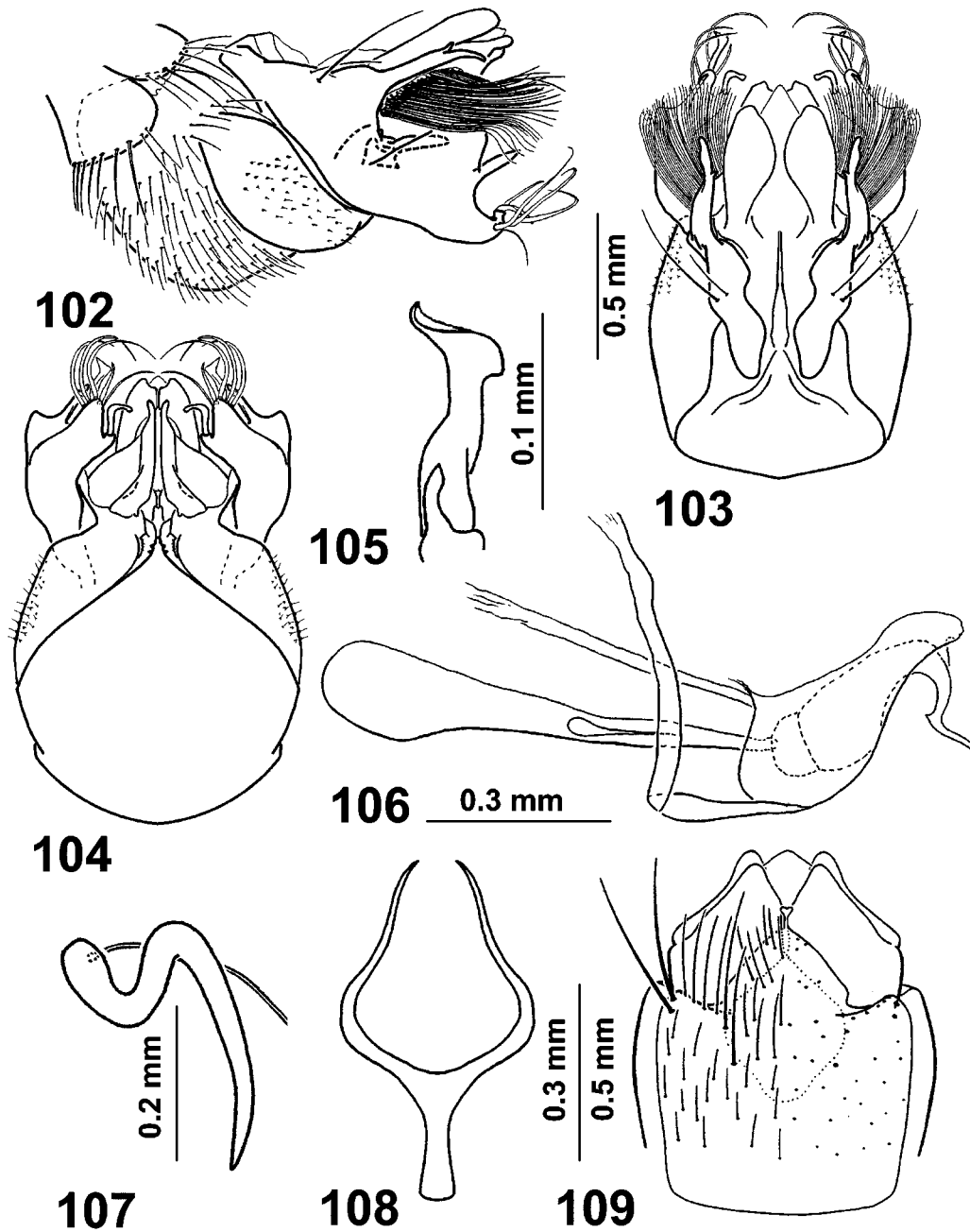
FIGURES 78-85. Male terminalia of *Ommatius brevicornis* Curran. 78-80. Lateral, dorsal and ventral views; 81. Gonostylus; 82. Aedeagus, lateral view. Female terminalia. 83. Spermatheca; 84. Genital fork; 85. Sternite 8, ventral view.



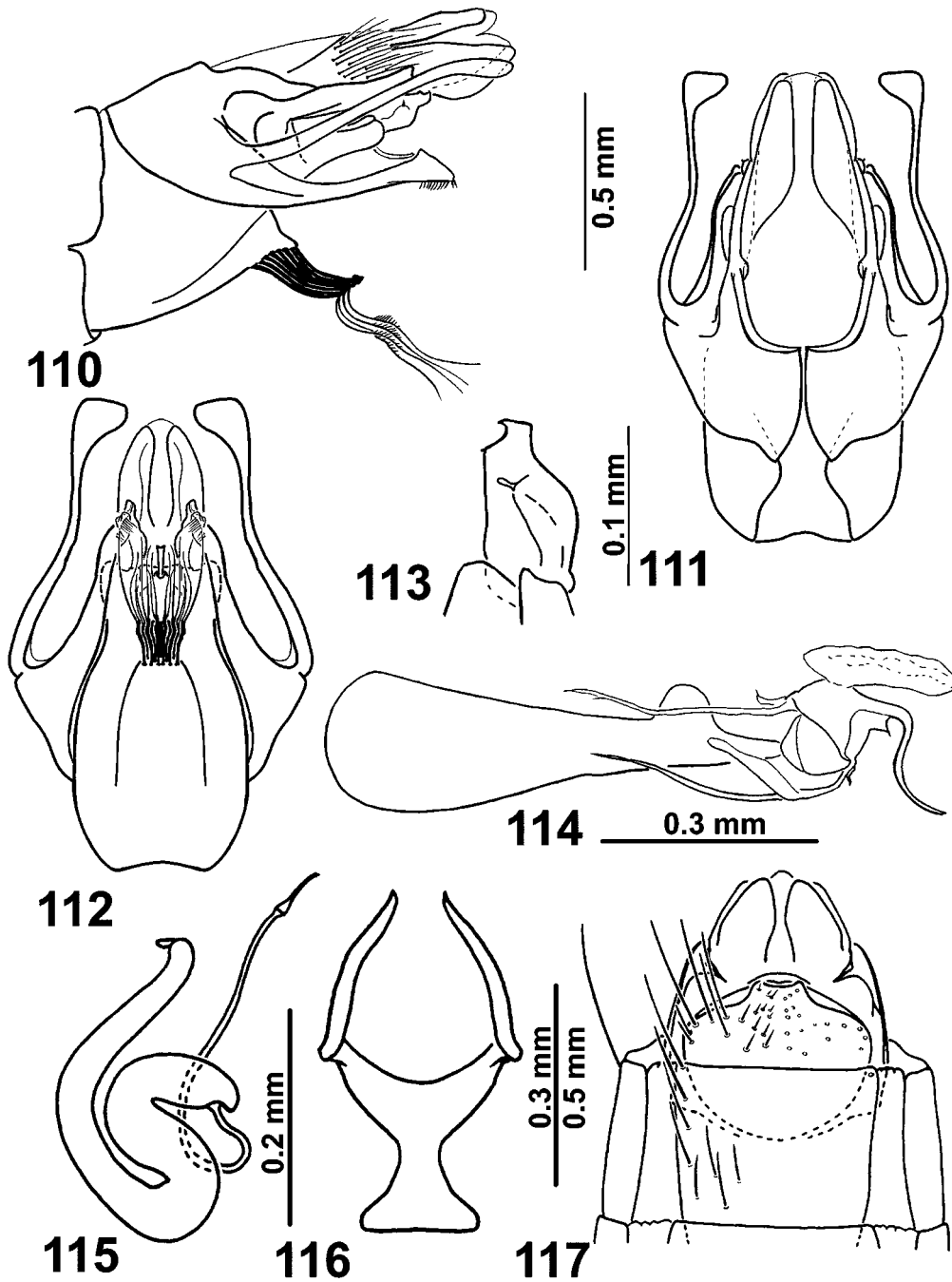
FIGURES 86-93. Male terminalia of *Ommatius caligula* Oldroyd. 86-88. Lateral, dorsal and ventral views; 89. Gonostylus; 90. Aedeagus, lateral view. Female terminalia. 91. Spermatheca; 92. Genital fork; 93. Sternite 8, ventral view.



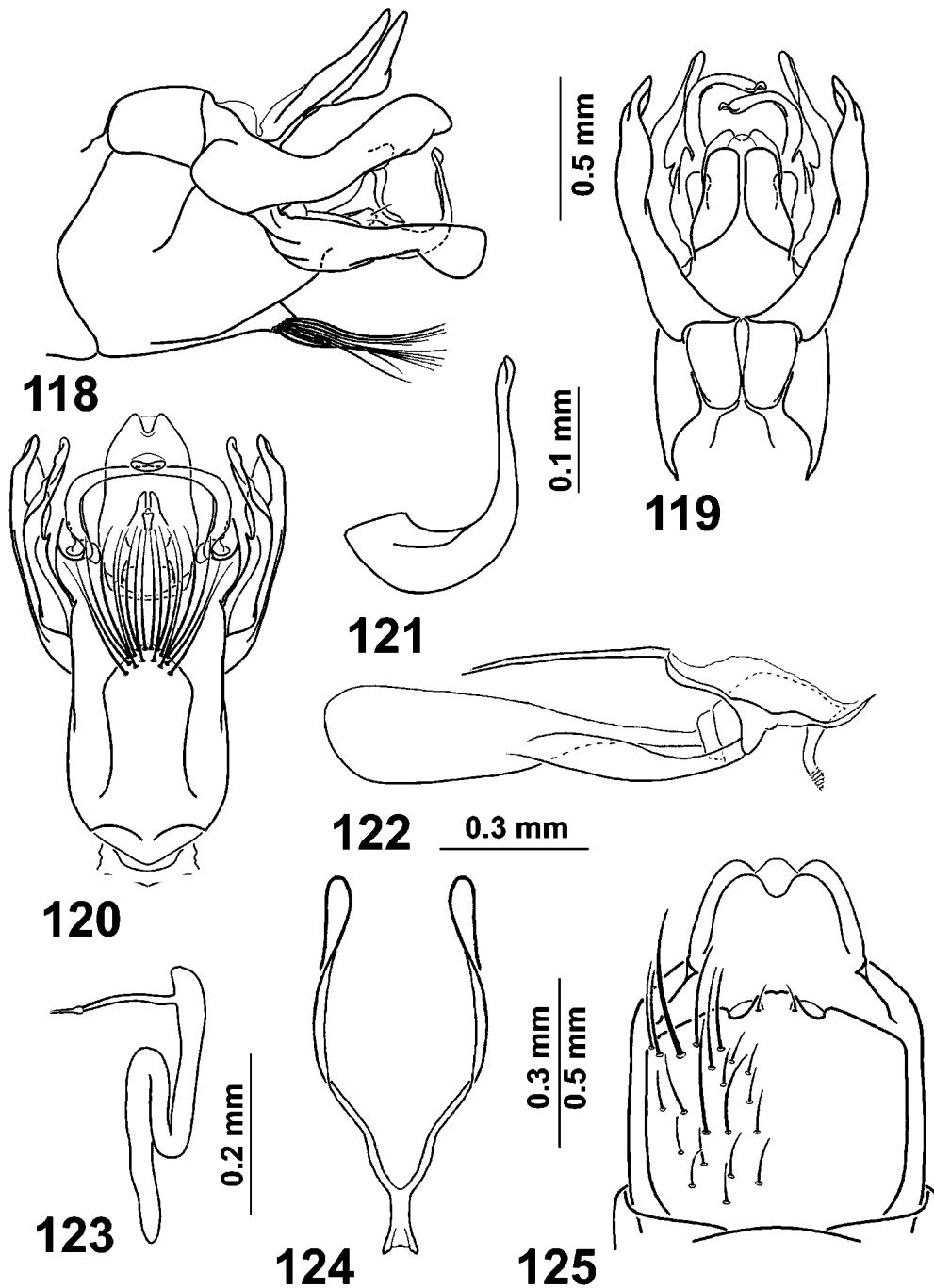
FIGURES 94-101. Male terminalia of *Ommatius cingulatus* Bromley. 94-96. Lateral, dorsal and ventral views; 97. Gonostylus; 98. Aedeagus, lateral view. Female terminalia. 99. Spermatheca; 100. Genital fork; 101. Sternite 8, ventral view.



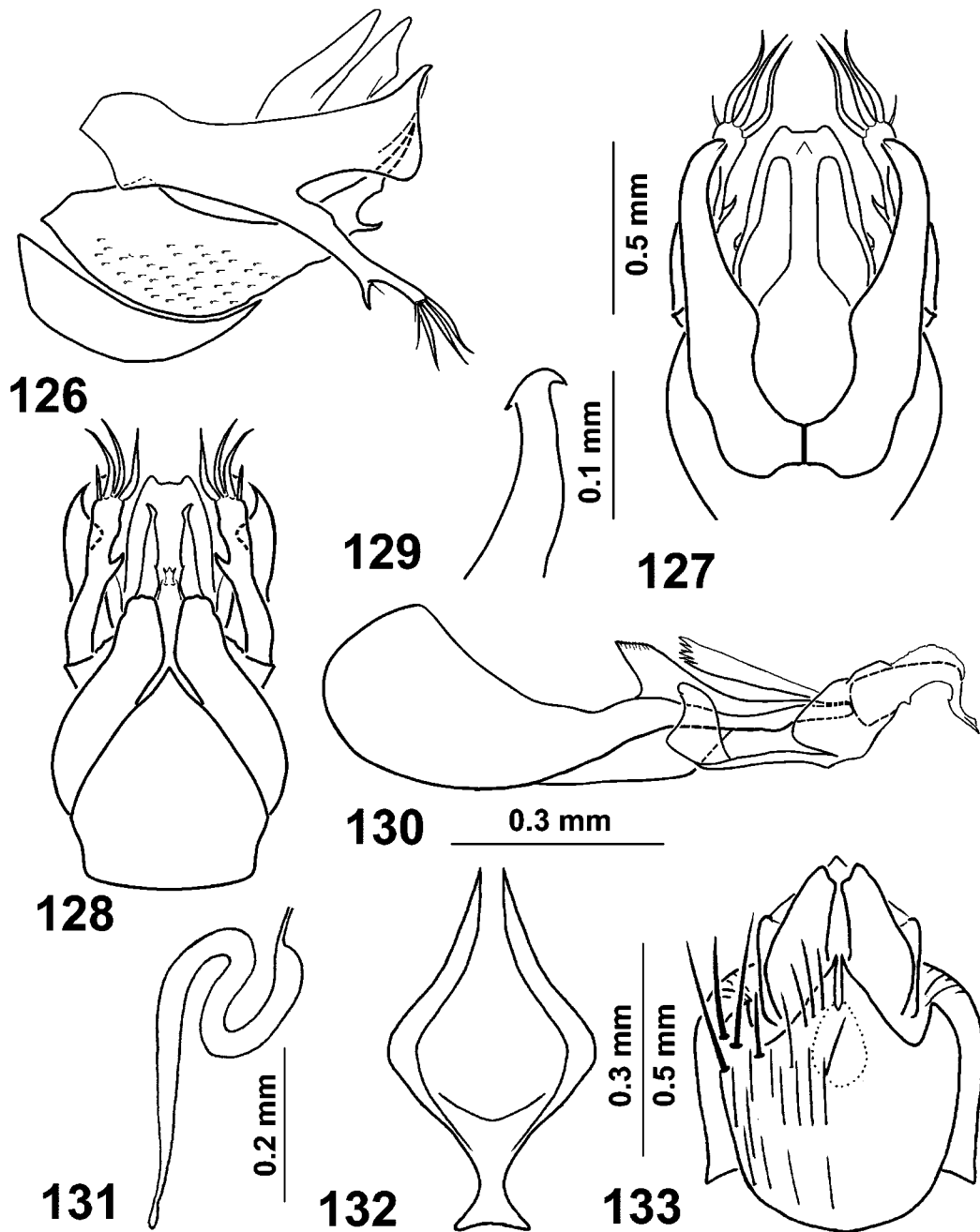
FIGURES 102-109. Male terminalia of *Ommatius comosus* sp. n 102-104. Lateral, dorsal and ventral views; 105. Gonostylus; 106. Aedeagus, lateral view. Female terminalia. 107. Spermatheca; 108. Genital fork; 109. Sternite 8, ventral view.



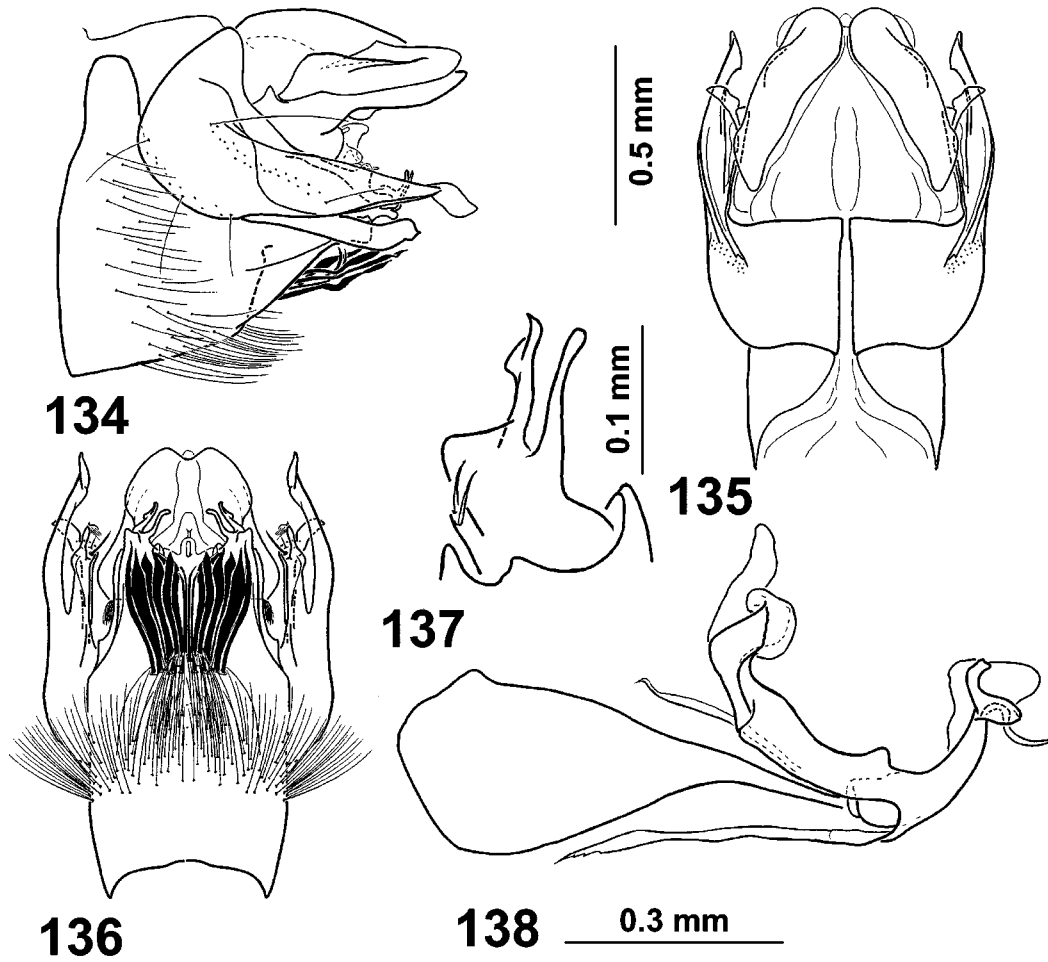
FIGURES 110-117. Male terminalia of *Ommatius dasygogon* Oldroyd. 110-112. Lateral, dorsal and ventral views; 113. Gonostylus; 114. Aedeagus, lateral view. Female terminalia. 115. Spermatheca; 116. Genital fork; 117. Sternite 8, ventral view.



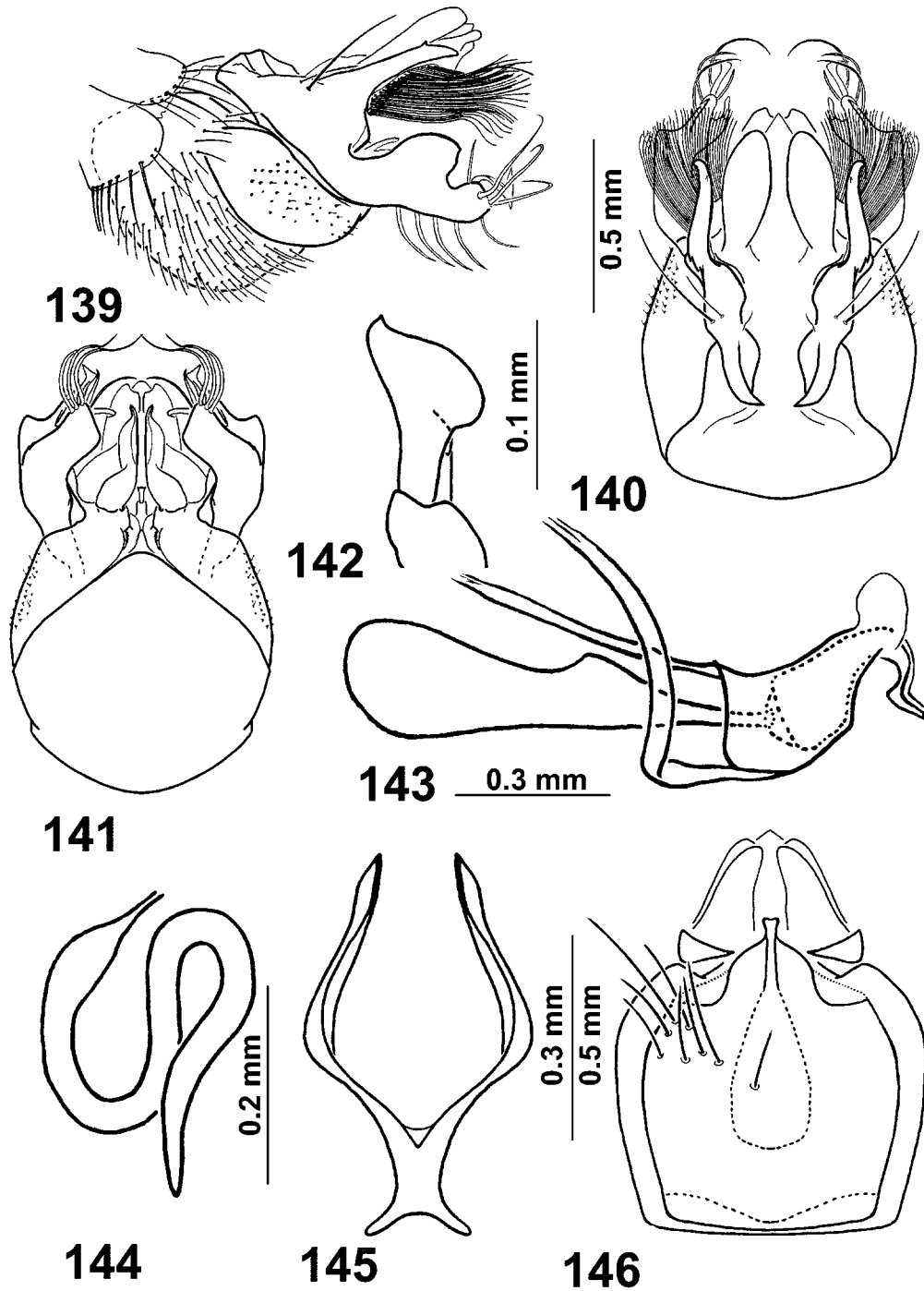
FIGURES 118-125. Male terminalia of *Ommatius digittatus* Oldroyd. 118-120. Lateral, dorsal and ventral views; 121. Gonostylus; 122. Aedeagus, lateral view. Female terminalia. 123. Spermatheca; 124. Genital fork; 125. Sternite 8, ventral view.



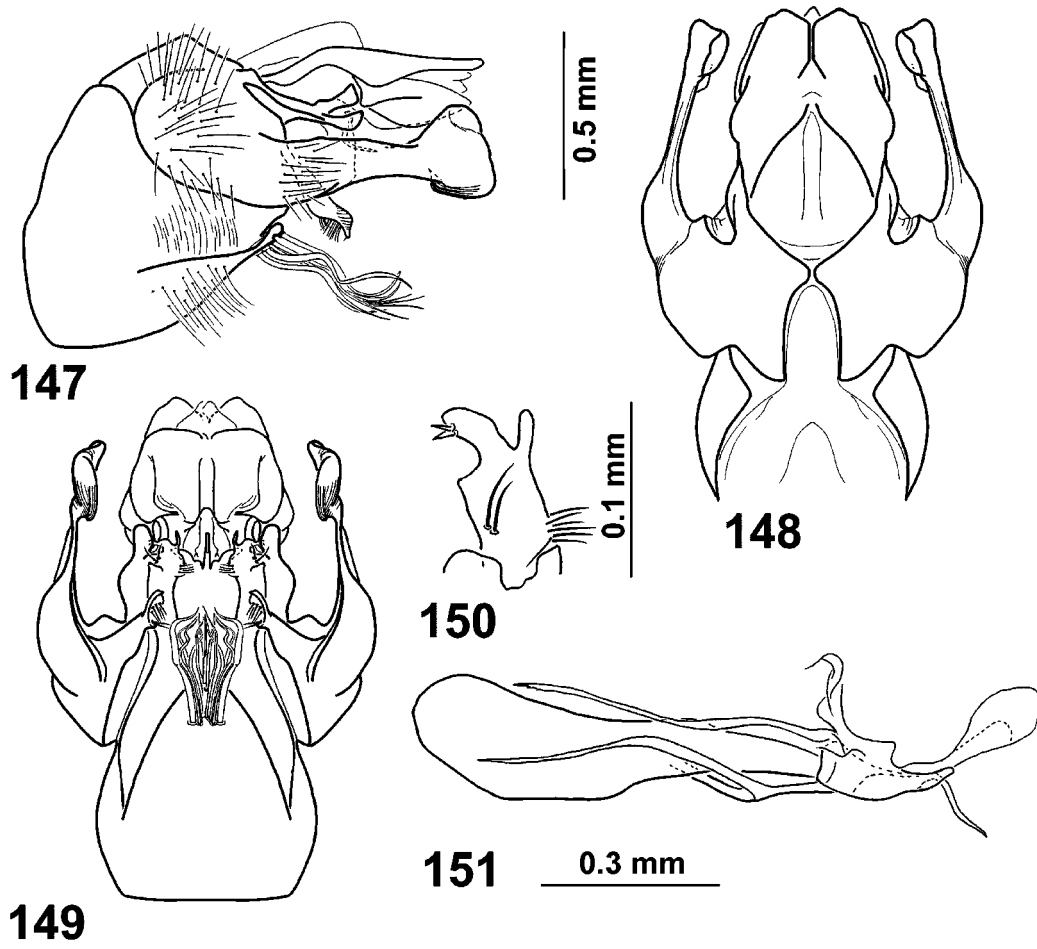
FIGURES 126-133. Male terminalia of *Ommatius fluvius*, sp. n 126-128. Lateral, dorsal and ventral views; 129. Gonostylus; 130. Aedeagus, lateral view. Female terminalia. 131. Spermatheca; 132. Genital fork; 133. Sternite 8, ventral view.



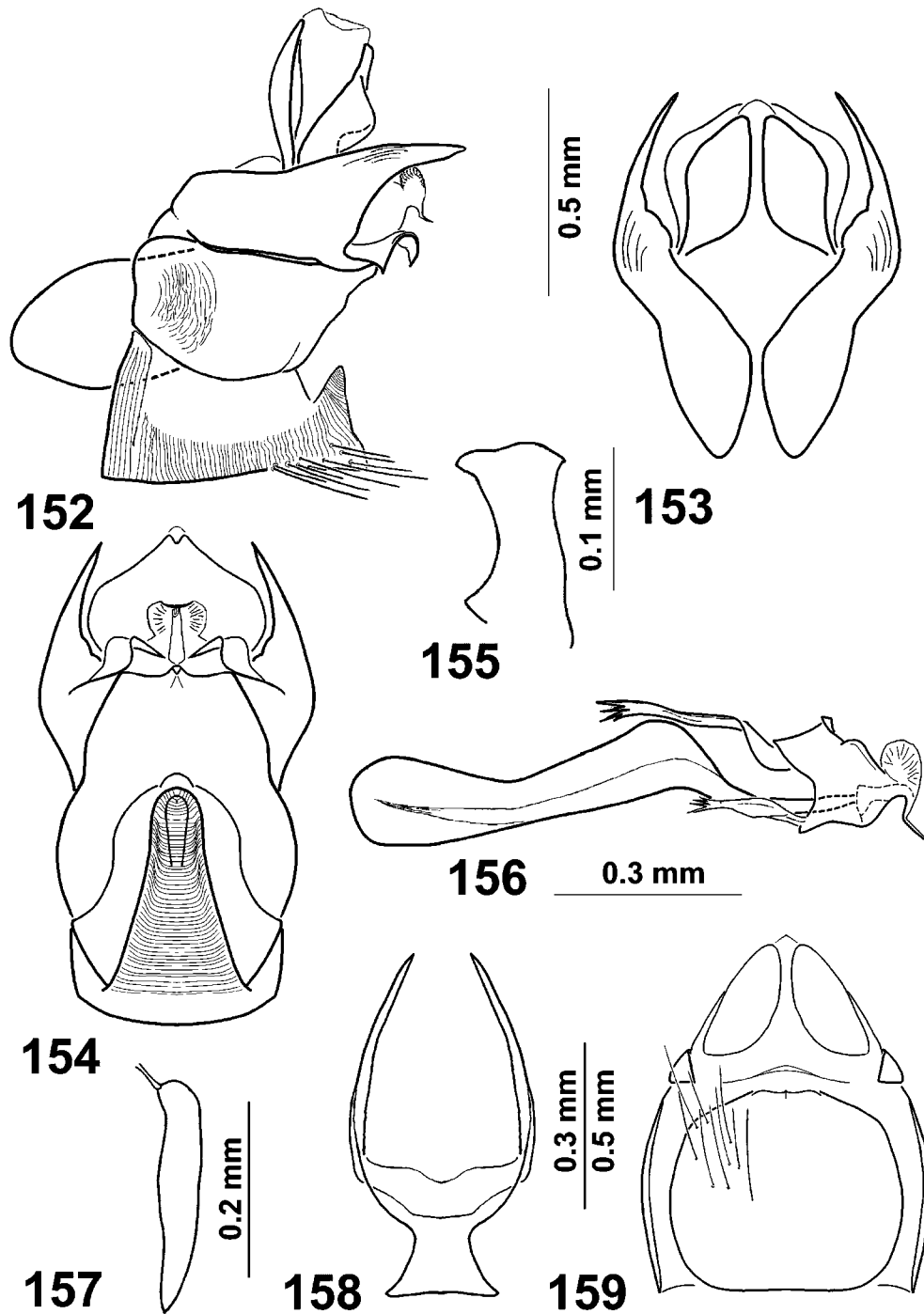
FIGURES 134-138. Male terminalia of *Ommatius grossus*, **sp. n.** 134-136. Lateral, dorsal and ventral views; 137. Gonostylus; 138. Aedeagus, lateral view.



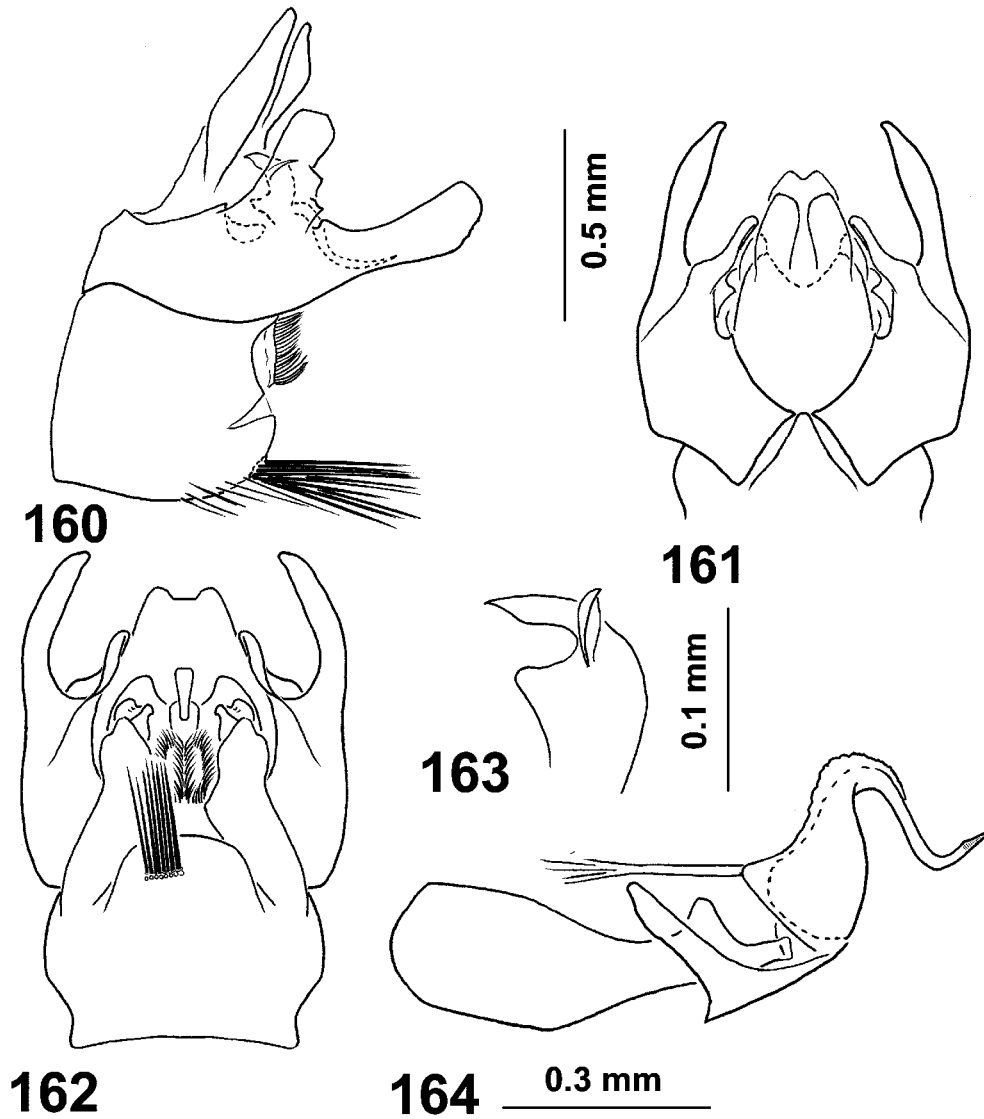
FIGURES 139-146. Male terminalia of *Ommatius imaginus*, sp. n 139-141. Lateral, dorsal and ventral views; 142. Gonostylus; 143. Aedeagus, lateral view. Female terminalia. 144. Spermatheca; 145. Genital fork; 146. Sternite 8, ventral view.



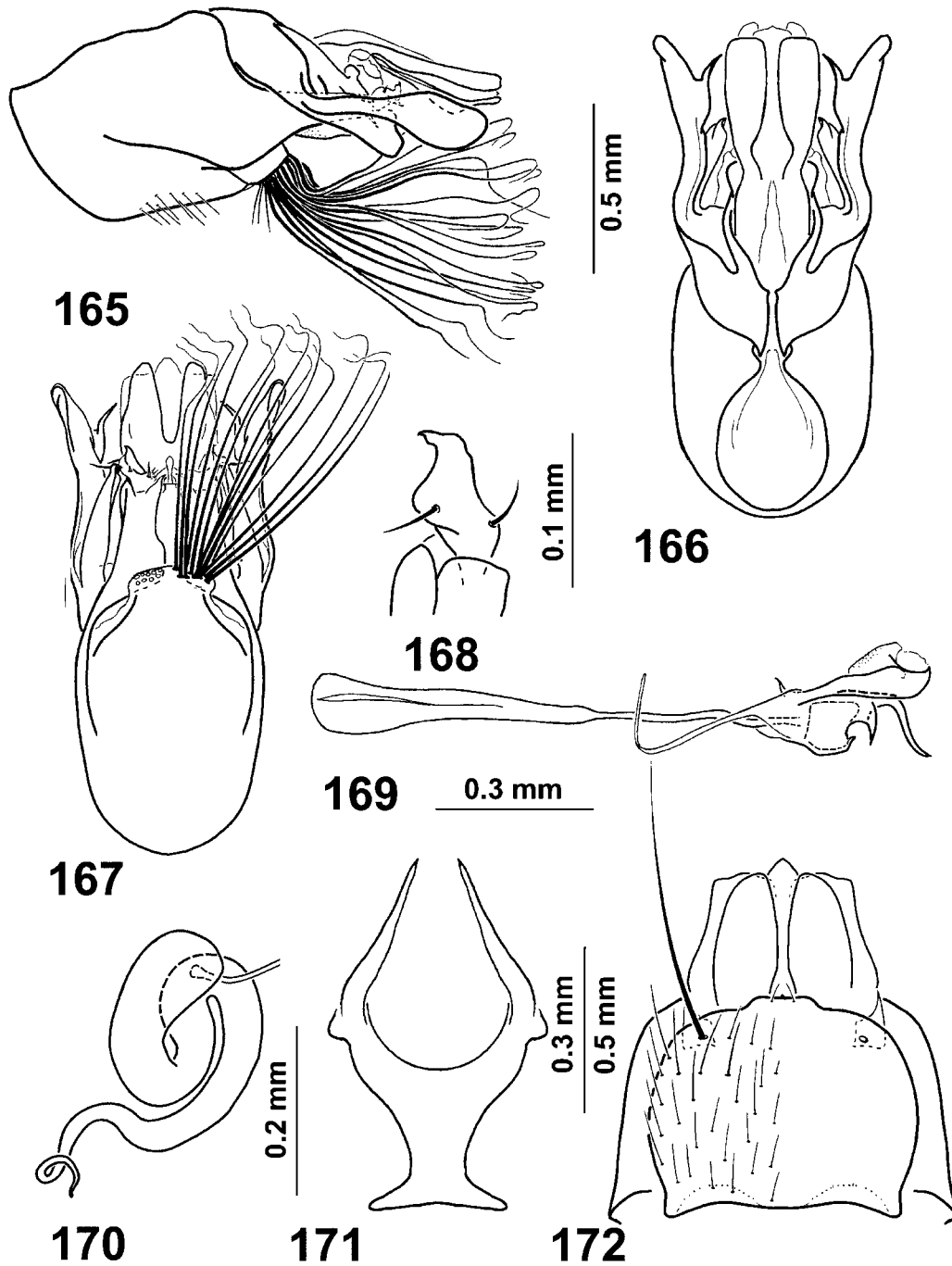
FIGURES 147-151. Male terminalia of *Ommatius limbus*, **sp. n.** 147-149. Lateral, dorsal and ventral views; 150. Gonostylus; 151. Aedeagus, lateral view.



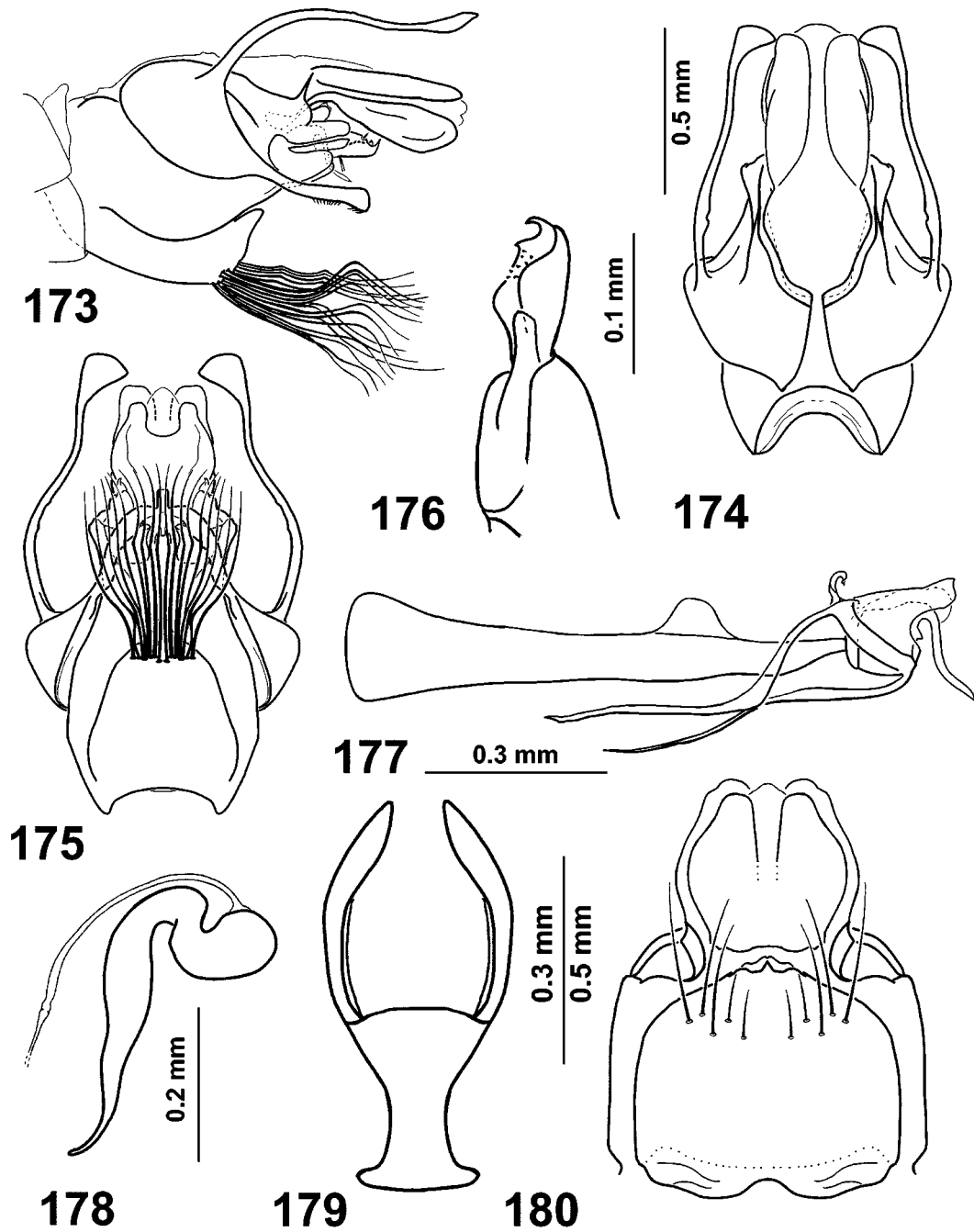
FIGURES 152-159. Male terminalia of *Ommatius litoreus* sp. n. 152-154. Lateral, dorsal and ventral views; 155. Gonostylus; 156. Aedeagus, lateral view. Female terminalia. 157. Spermatheca; 158. Genital fork; 159. Sternite 8, ventral view.



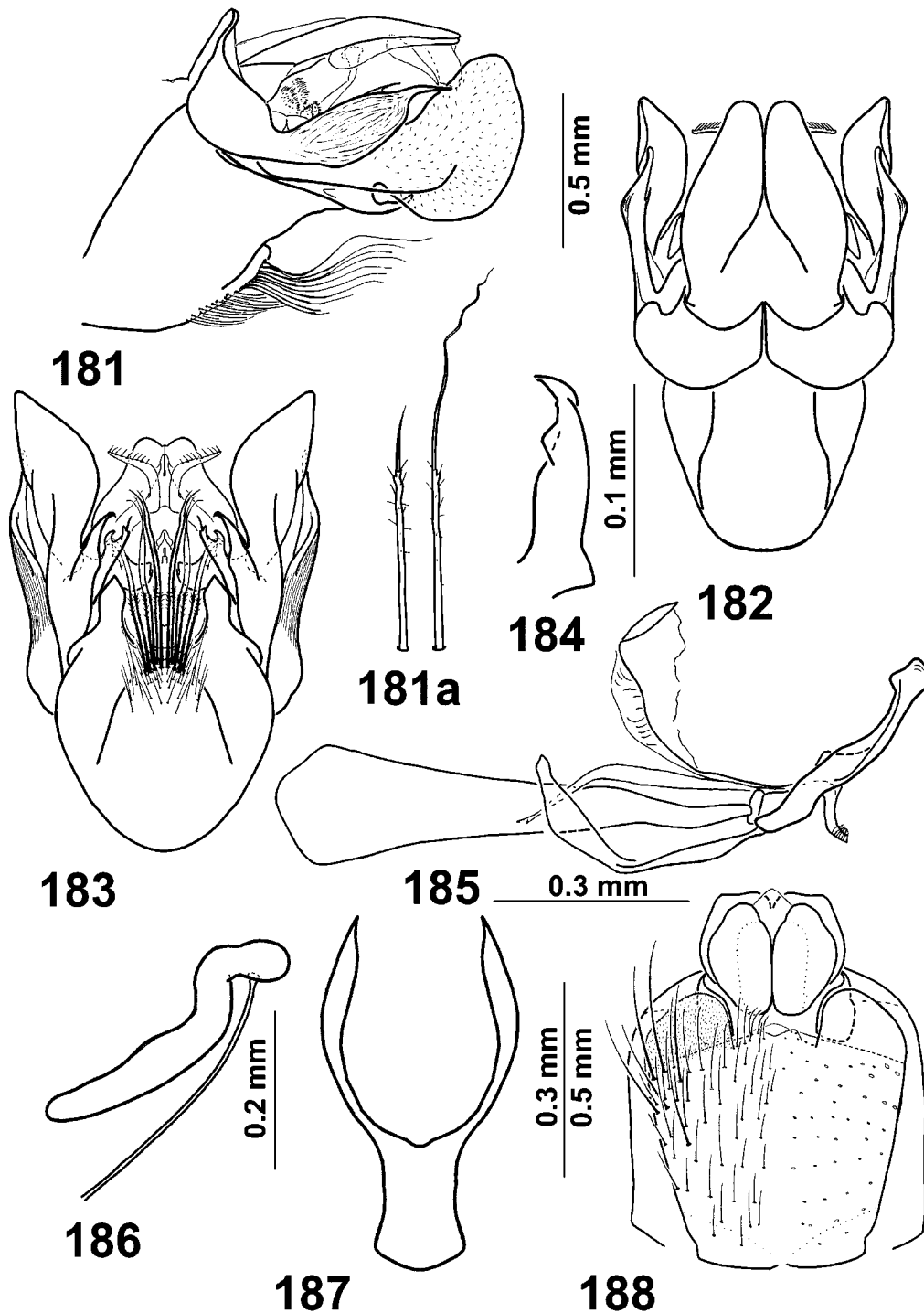
FIGURES 160-164. Male terminalia of *Ommatius lulua*, sp. n. 160-162. Lateral, dorsal and ventral views; 163. Gonostylus; 164. Aedeagus, lateral view.



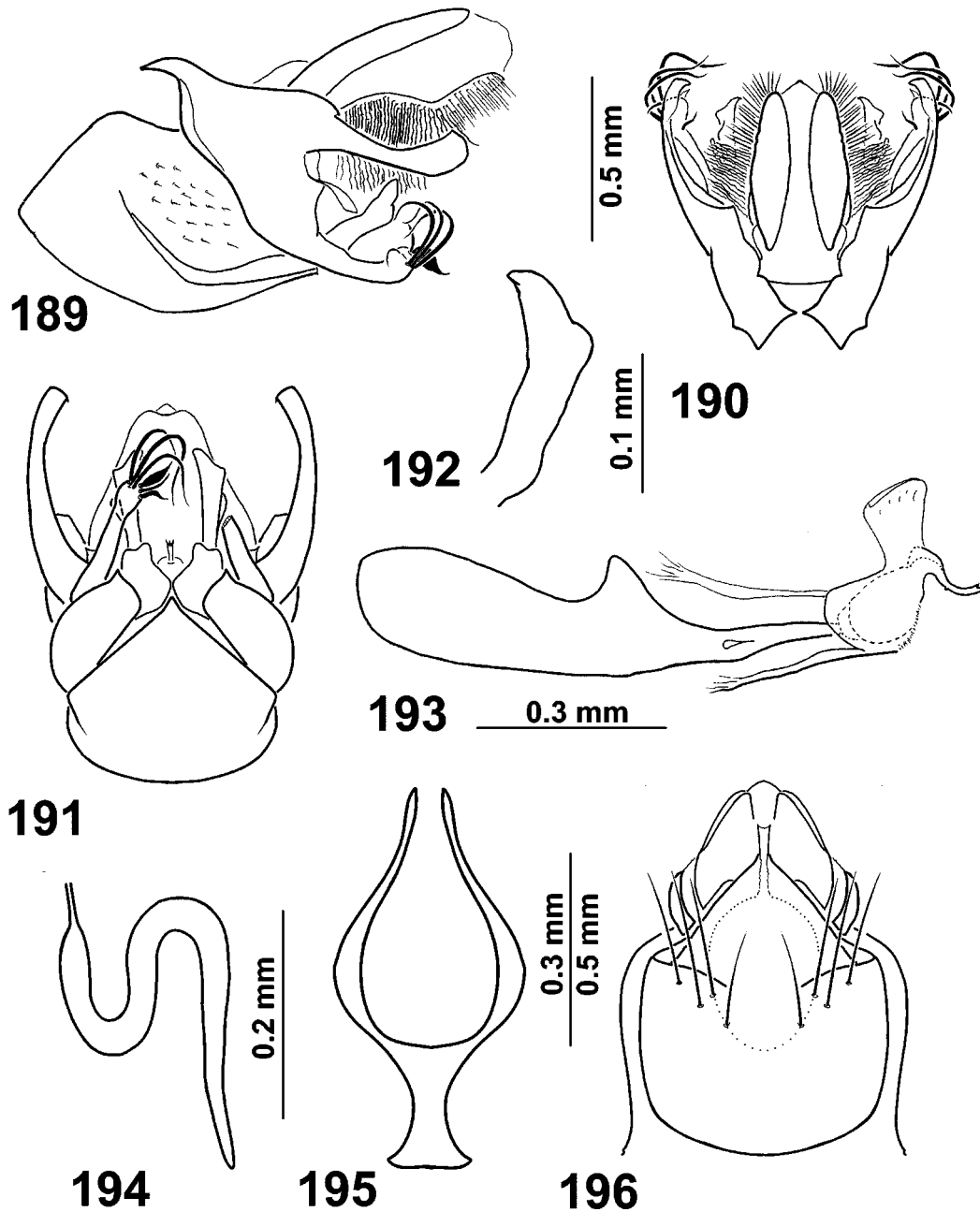
FIGURES 165-172. Male terminalia of *Ommatius magnipes*, **sp. n.** 165-167. Lateral, dorsal and ventral views; 168. Gonostylus; 169. Aedeagus, lateral view. Female terminalia. 170. Spermatheca; 171. Genital fork; 172. Sternite 8, ventral view.



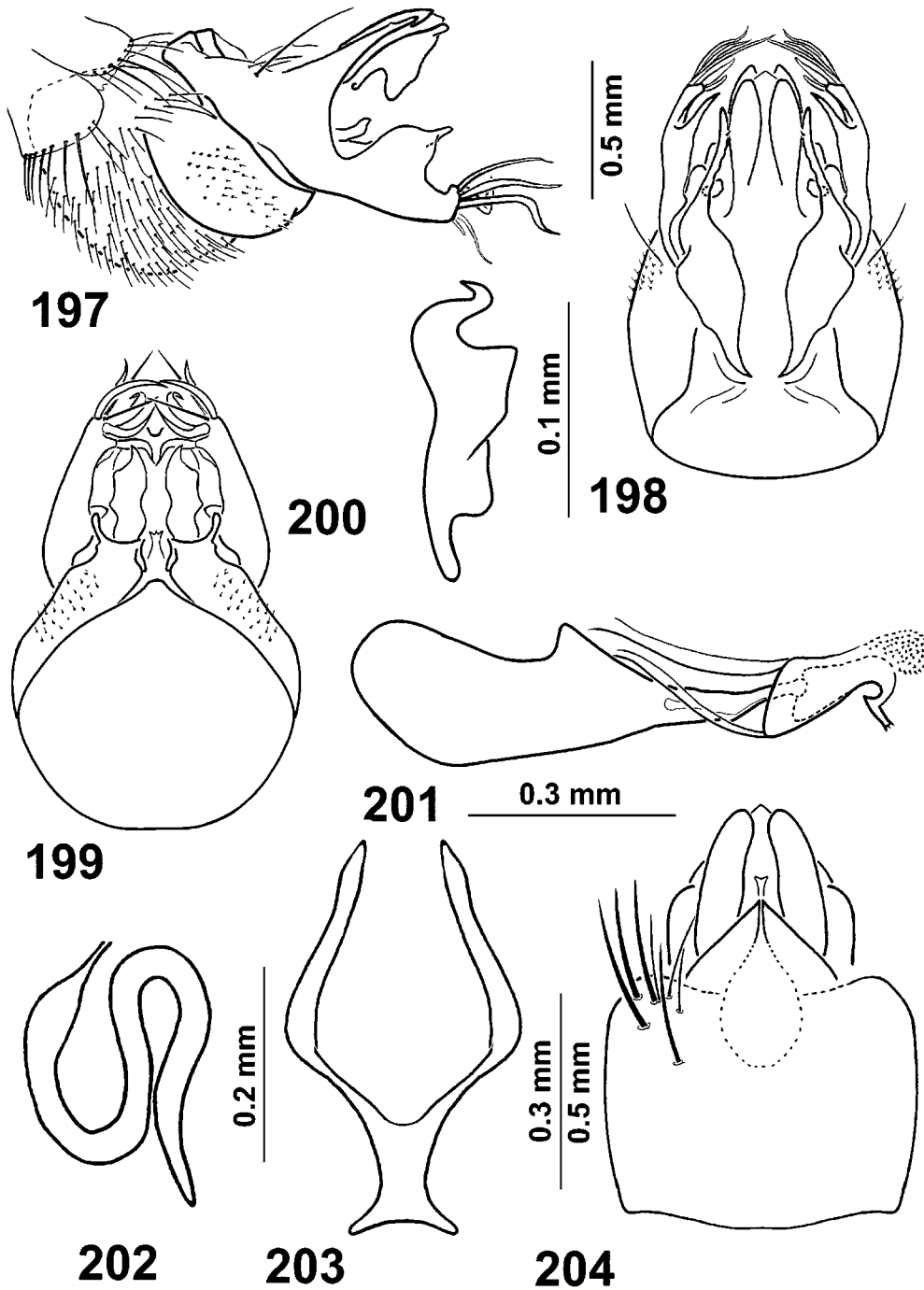
FIGURES 173-180. Male terminalia of *Ommatius neglectus* Bromley. 173-175. Lateral, dorsal and ventral views; 176. Gonostylus; 177. Aedeagus, lateral view. Female terminalia. 178. Spermatheca; 179. Genital fork; 180. Sternite 8, ventral view.



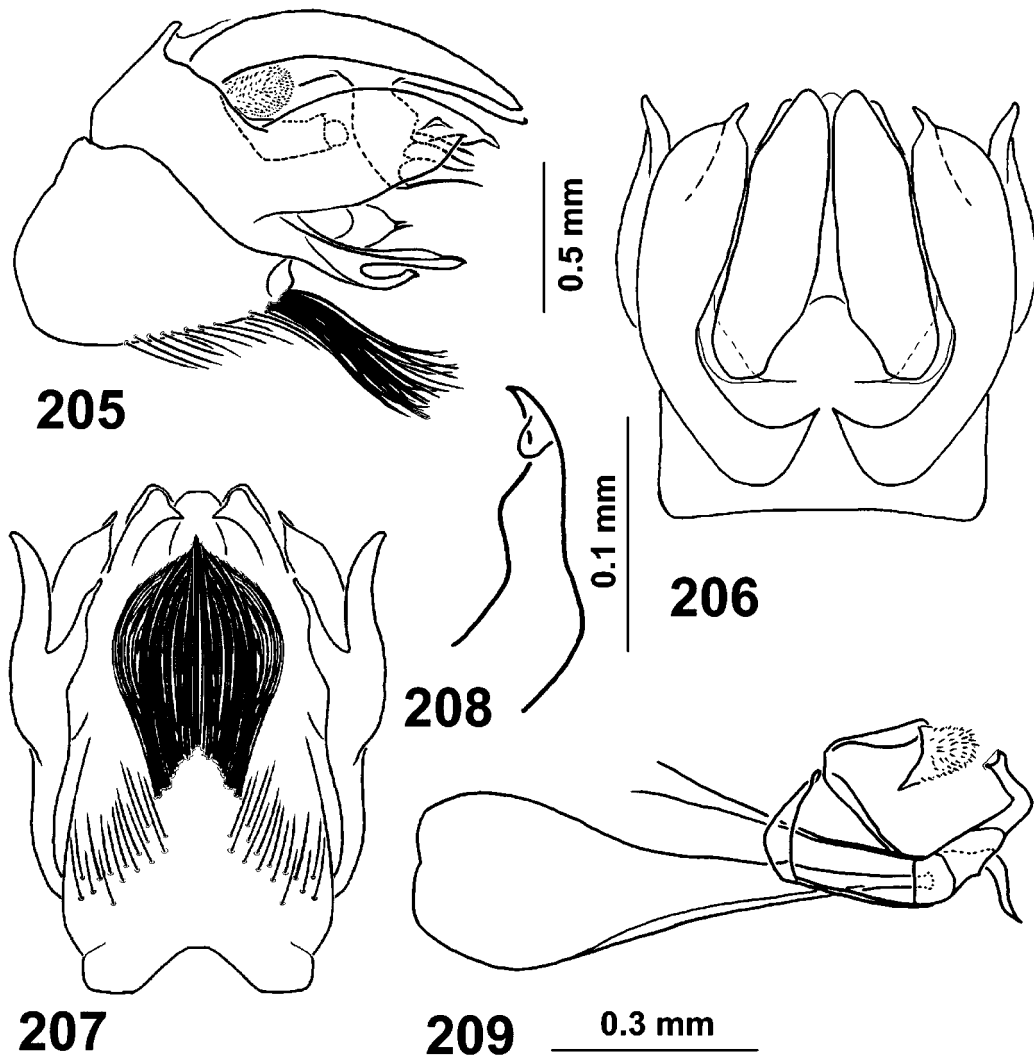
FIGURES 181-188. Male terminalia of *Ommatius pectinus* sp. n. 181a. Hypandrial bristles with minute surface bracts; 181-183. Lateral, dorsal and ventral views; 184. Gonostylus; 185. Aedeagus, lateral view. Female terminalia. 186. Spermatheca; 187. Genital fork; 188. Sternite 8, ventral view.



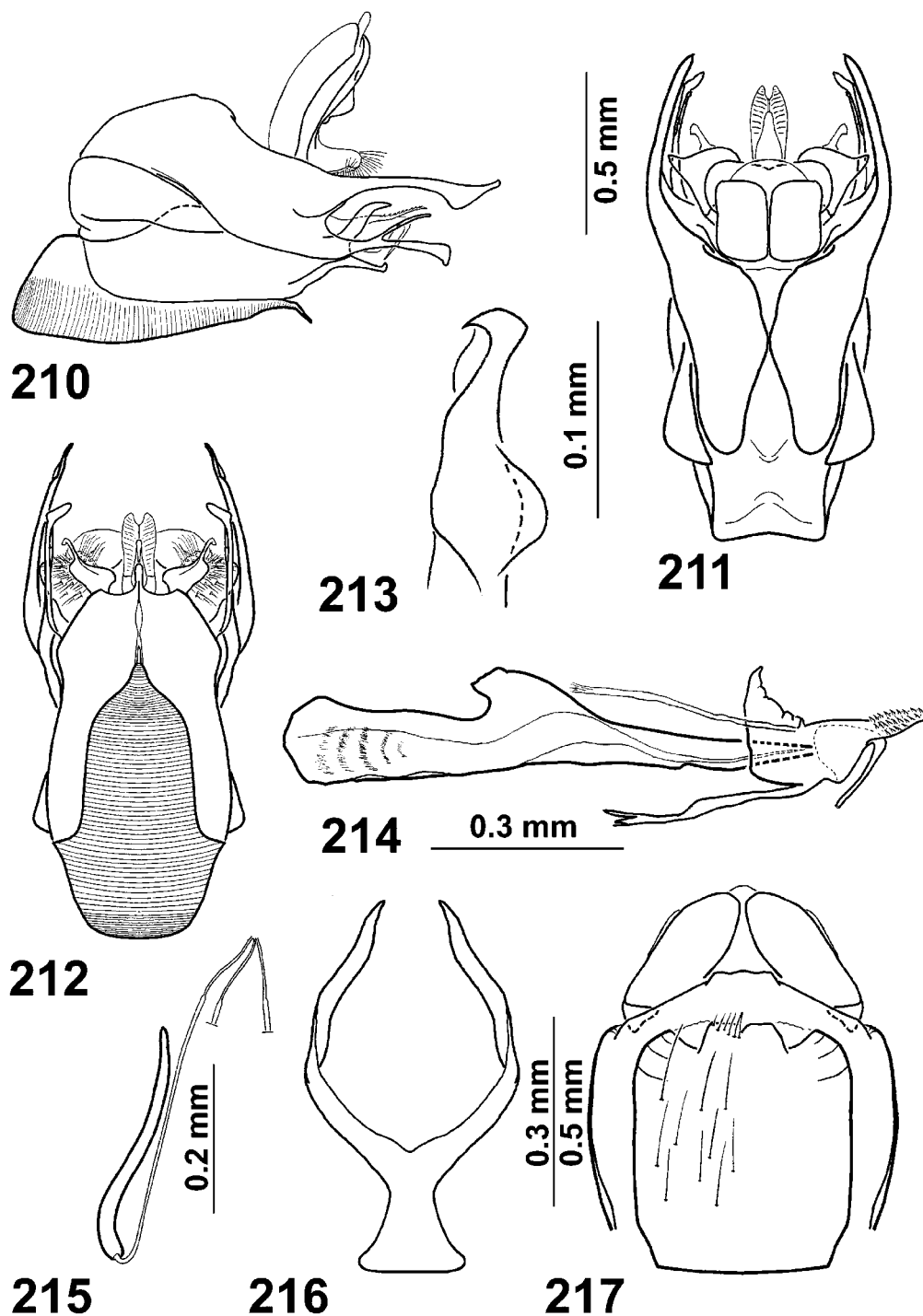
FIGURES 189-196. Male terminalia of *Ommatius porticus*, sp. n. 189-191. Lateral, dorsal and ventral views; 192. Gonostylus; 193. Aedeagus, lateral view. Female terminalia. 194. Spermatheca; 195. Genital fork; 196. Sternite 8, ventral view.



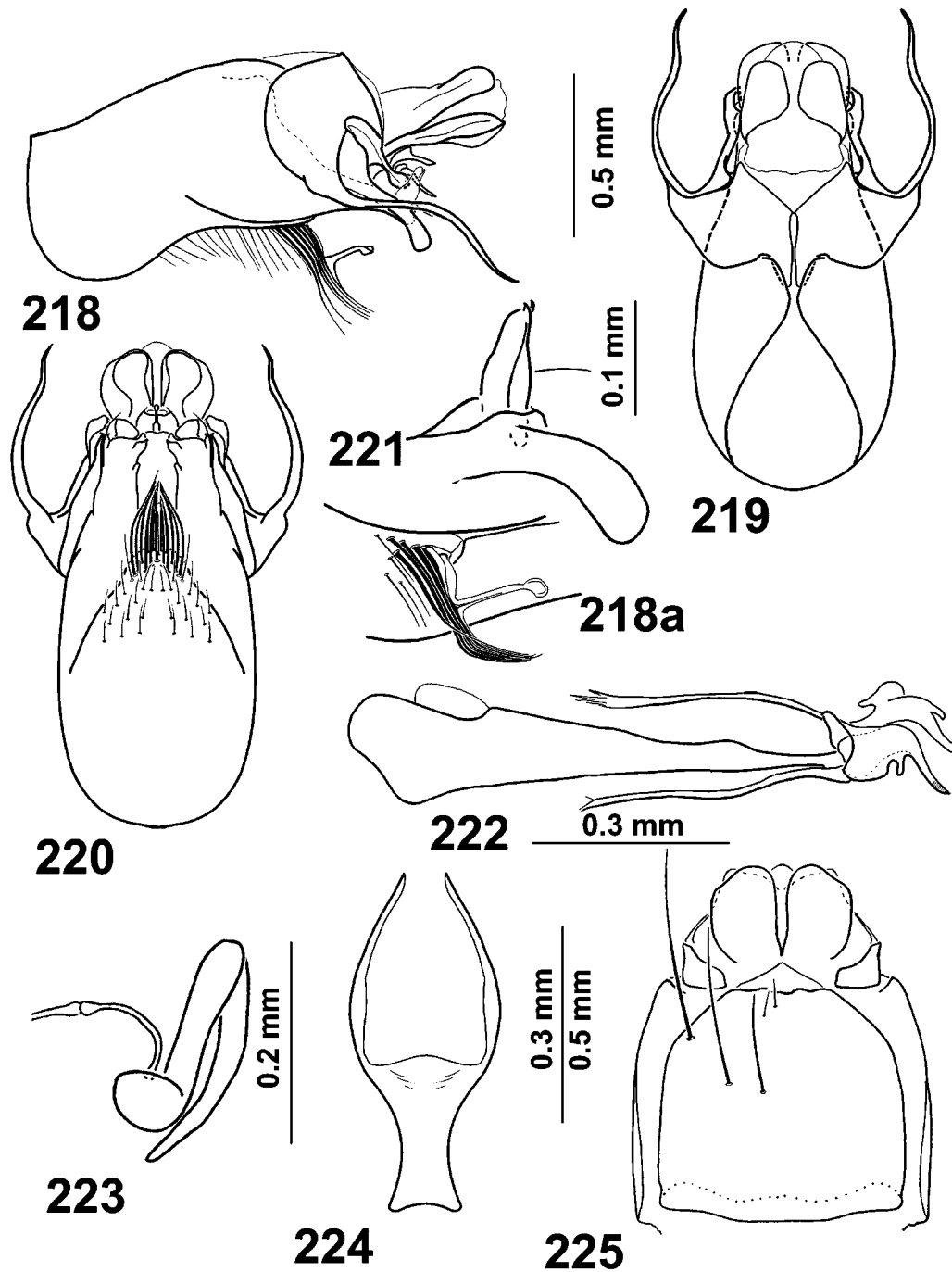
FIGURES 197-204. Male terminalia of *Ommatius renudus*, **sp. n.** 197-199. Lateral, dorsal and ventral views; 200. Gonostylus; 201. Aedeagus, lateral view. Female terminalia. 202. Spermatheca; 203. Genital fork; 204. Sternite 8, ventral view.



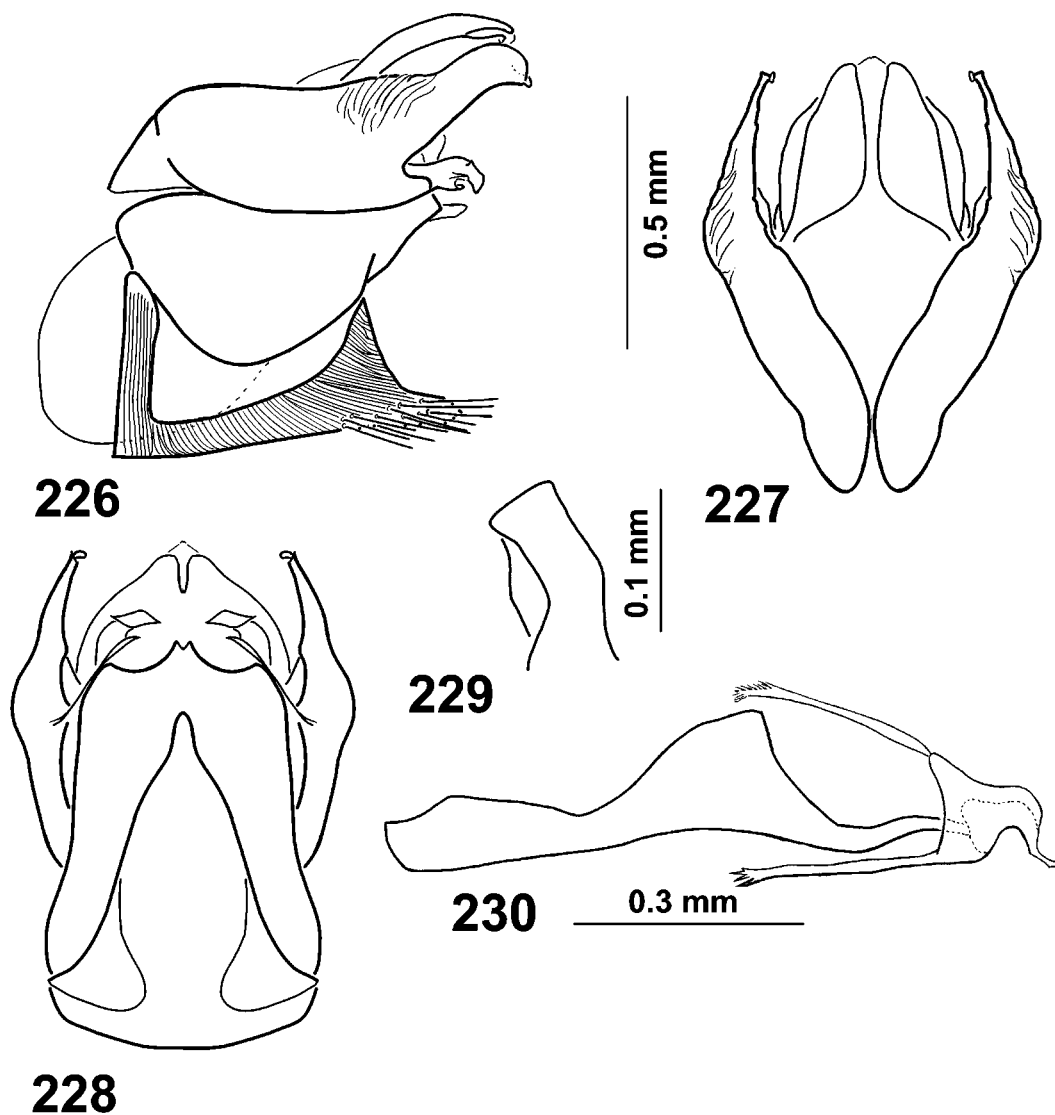
FIGURES 205-209. Male terminalia of *Ommatius segouensis*, **sp. n.** 205-207. Lateral, dorsal and ventral views; 208. Gonostylus; 209. Aedeagus, lateral view. **sp. n.**



FIGURES 210-217. Male terminalia of *Ommatius strigiatus*, sp. n. 210-212. Lateral, dorsal and ventral views; 213. Gonostylus; 214. Aedeagus, lateral view. Female terminalia. 215. Spermatheca; 216. Genital fork; 217. Sternite 8, ventral view.



FIGURES 218-225. Male terminalia of *Ommatius talus*, **sp. n.** 218a. Hypandrium showing fused spoon-like bristles; 218-220. Lateral, dorsal and ventral views; 221. Gonostylus; 222. Aedeagus, lateral view. Female terminalia. 223. Spermatheca; 224. Genital fork; 225. Sternite 8, ventral view.



FIGURES 226-230. Male terminalia of *Ommatius vultus*, **sp. n.** 226-228. Lateral, dorsal and ventral views; 229. Gonostylus; 230. Aedeagus, lateral view.

About the authors

Aubrey G. Scarbrough is on the faculty of the Department of Biological Sciences at Towson University, Baltimore, MD, USA. His current research includes a revision of the Neotropical and Afrotropical species of *Ommatius* Wiedemann (Diptera: Asilidae) although he maintains a program of field research on prey and mate selection strategies and biodiversity of asilid flies. Dr. Scarbrough is also currently involved with colleagues at the Smithsonian Institution, D. C., and Carnegie Museum of Natural History, Pittsburgh, concerning the biodiversity of insects from Hispaniola.

Claudio G. Marascia received his master's degree at Towson University before taking a senior teacher position in Latina, Italy. He has co-authored five papers on the genus *Ommatius* Wiedemann (Diptera: Asilidae).